



US00D959732S

(12) **United States Design Patent**
Weng

(10) **Patent No.:** **US D959,732 S**

(45) **Date of Patent:** **** Aug. 2, 2022**

(54) **ASHTRAY**

D911,598 S * 2/2021 Pischetsrieder D27/135
D940,383 S * 1/2022 Gomez D27/134
D946,818 S * 3/2022 Kazandjian D27/102

(71) Applicant: **WOKOORE (Guangzhou) Home
Furnishing Products Co., Ltd,**
Guangdong (CN)

OTHER PUBLICATIONS

(72) Inventor: **Zhenlin Weng,** Guangdong (CN)

Metal Ashtray By Leicraft found on Amazon (May 6, 2022)
https://www.amazon.com/LEICRAFT-Ashtray-Desktop-Decoration-Pharaohs/dp/B07L7NRNRV/ref=sr_1_106?crd= (Oct. 22, 2020).*

(**) Term: **15 Years**

* cited by examiner

(21) Appl. No.: **29/776,148**

Primary Examiner — Rebecca Tsehaye

(22) Filed: **Mar. 29, 2021**

(51) **LOC (13) Cl.** **27-03**

(52) **U.S. Cl.**
USPC **D27/102**

(57) **CLAIM**

(58) **Field of Classification Search**
USPC D27/102, 109, 122, 125, 126, 128,
D27/133–136, 138, 172, 183
CPC A24F 15/08; A24F 15/00; A24F 15/02
See application file for complete search history.

The ornamental design for an ashtray, as shown and described.

DESCRIPTION

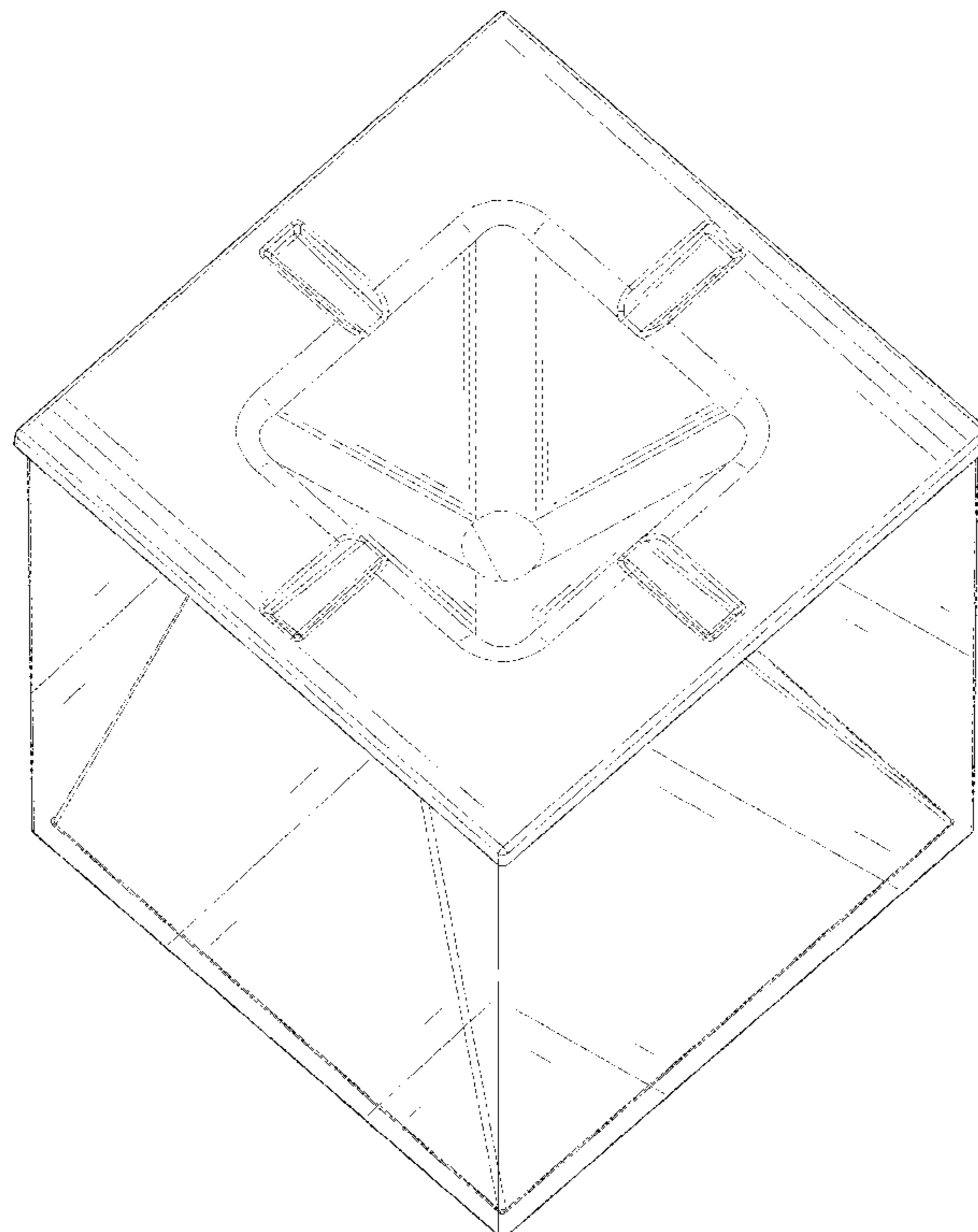
(56) **References Cited**

FIG. 1 is a front and top perspective view of an ashtray, showing my new design;
FIG. 2 is a rear and bottom perspective view thereof;
FIG. 3 is a front elevation view thereof;
FIG. 4 is a rear elevation view thereof;
FIG. 5 is a left side elevation view thereof;
FIG. 6 is a right side elevation view thereof;
FIG. 7 is a top plan view thereof; and,
FIG. 8 is a bottom plan view thereof.
The broken lines in the figures illustrate portions of the ashtray that form no part of the claimed design.

U.S. PATENT DOCUMENTS

D268,211 S *	3/1983	Polhemus	D27/134
D293,485 S *	12/1987	Lothe	D27/134
D300,672 S *	4/1989	Seymour	D27/102
D334,246 S *	3/1993	Baker	D27/129
D402,399 S *	12/1998	Fowler	D27/102
D453,051 S *	1/2002	Hsu	D27/134
D453,052 S *	1/2002	Hsu	D27/135
D462,803 S *	9/2002	Meoli	D27/135
D785,860 S *	5/2017	Fischer	D27/102
D868,674 S *	12/2019	Lozier	D12/419
D881,452 S *	4/2020	He	D27/135

1 Claim, 8 Drawing Sheets



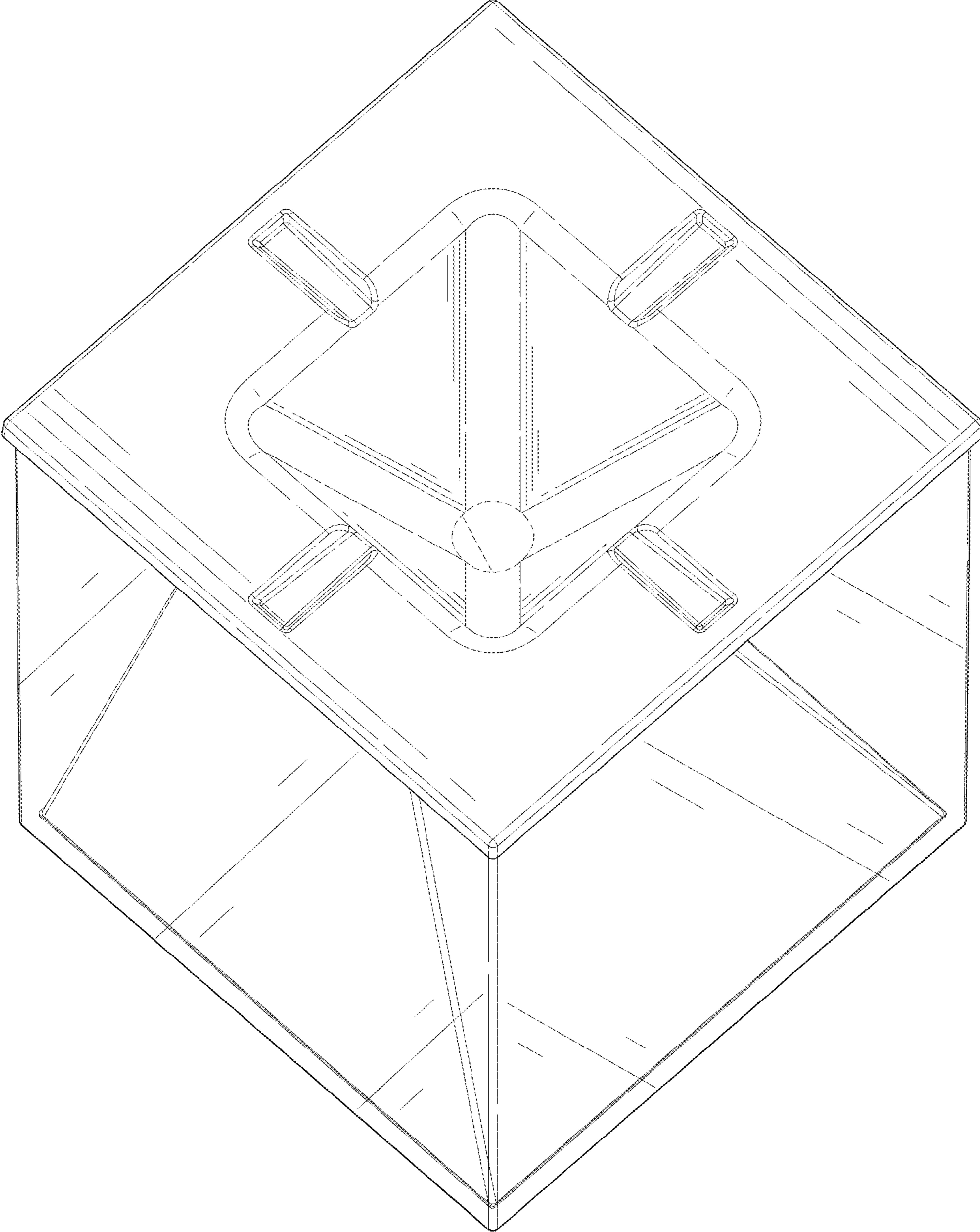


FIG. 1

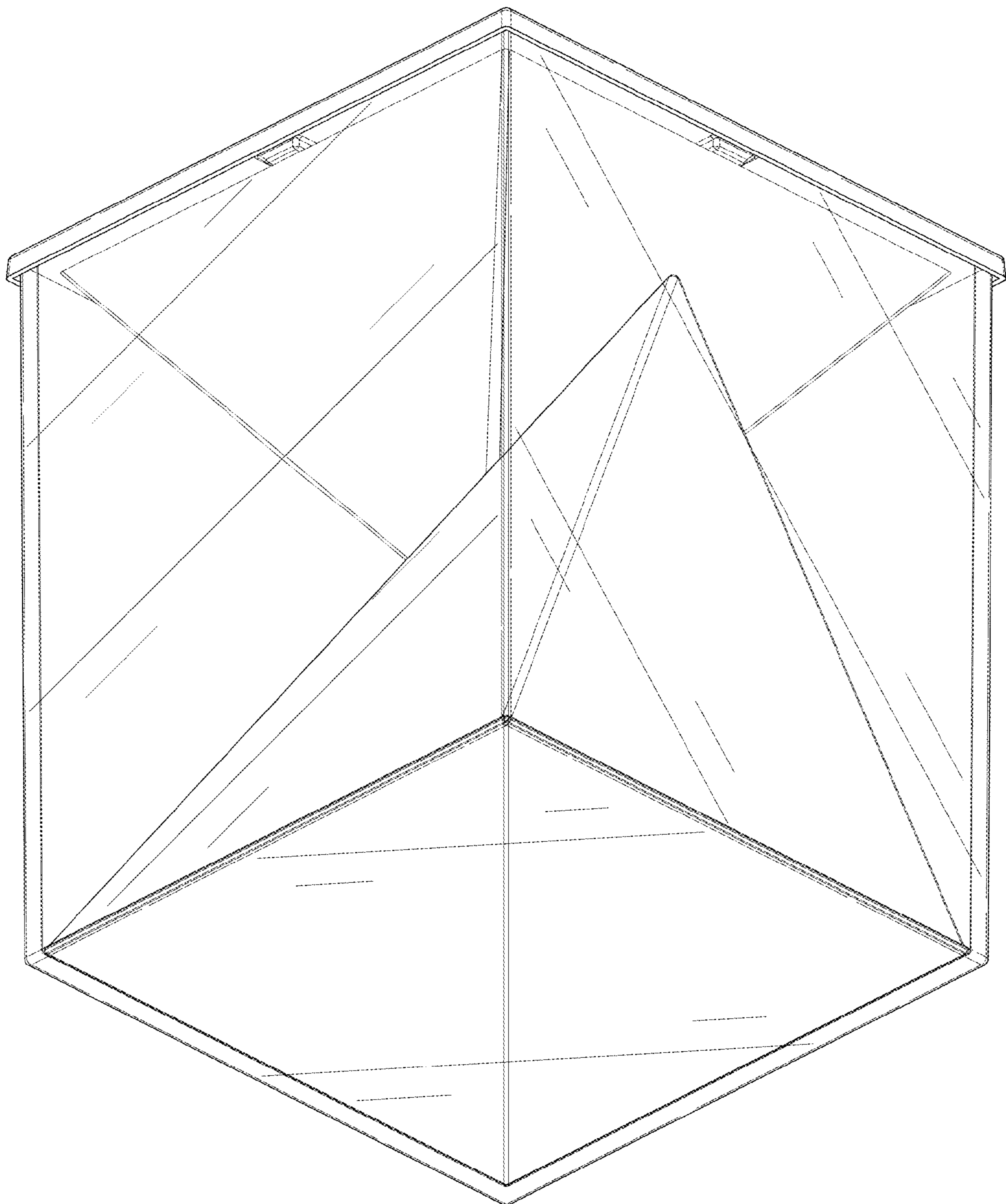


FIG. 2




FIG. 3




FIG. 4




FIG. 5




FIG. 6

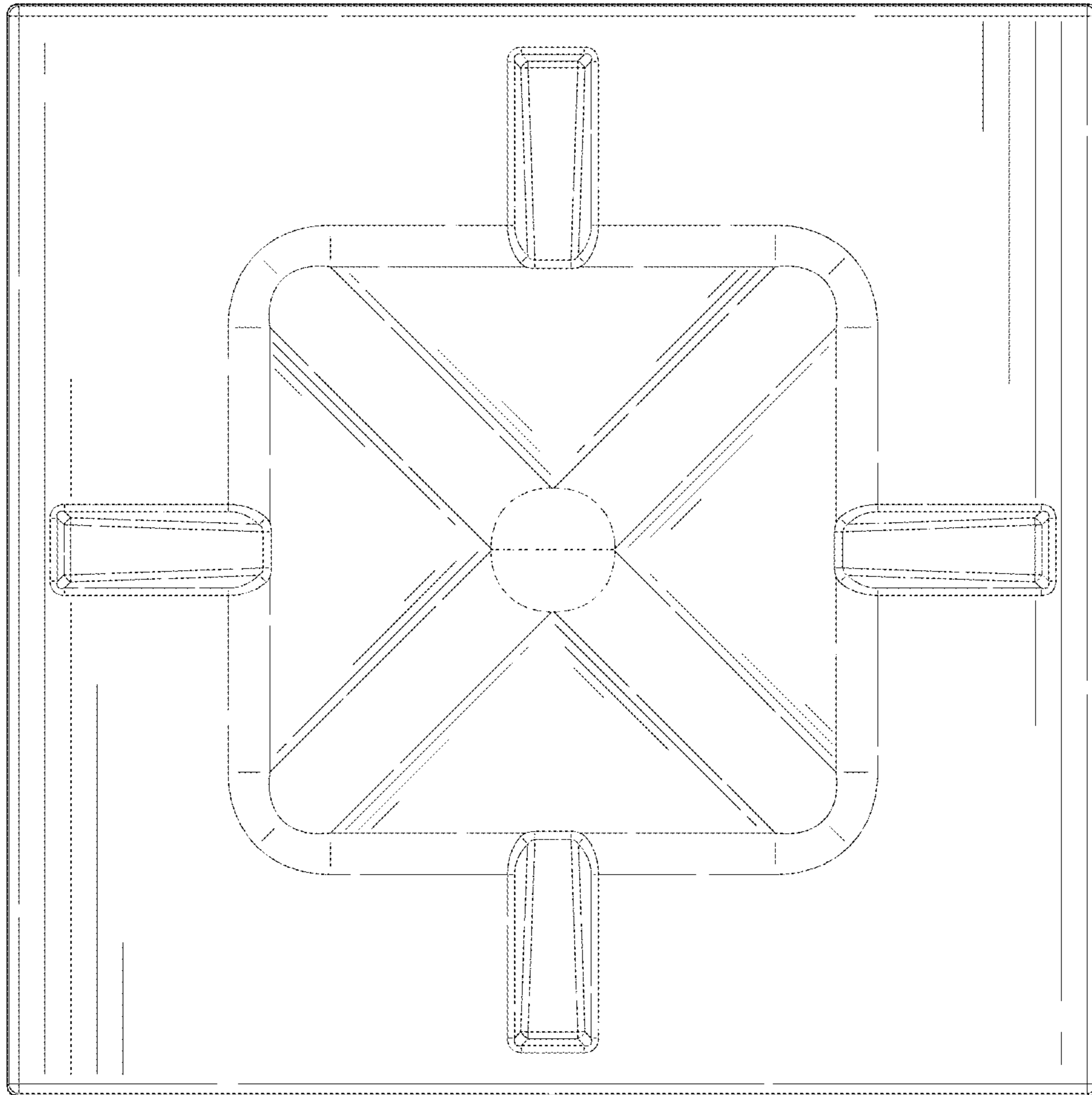


FIG. 7




FIG. 8