



US00D959684S

(12) **United States Design Patent** (10) **Patent No.:** **US D959,684 S**
Attila et al. (45) **Date of Patent:** **** Aug. 2, 2022**

(54) **SPA HEADREST**
(71) Applicant: **Wellis USA Inc.**, Miami, FL (US)
(72) Inventors: **Szomor Attila**, Inárcs (HU); **Lakatos József**, Inárcs (HU); **Szmoleniczki Árpád**, Kiskunlacháza (HU)
(73) Assignee: **Wellis USA Inc.**, Miami, FL (US)

D320,135 S * 9/1991 Magnin D6/601
5,457,832 A * 10/1995 Tatum A61G 7/072
5/636
D429,528 S * 8/2000 Magray D24/204
D528,663 S * 9/2006 Loyd D24/204
8,176,586 B2 * 5/2012 Berke A47G 9/1081
5/639
D826,597 S * 8/2018 Miura D6/601
10,292,509 B2 * 5/2019 Wootten, Jr. A47G 9/10

(Continued)

(**) Term: **15 Years**

OTHER PUBLICATIONS

(21) Appl. No.: **29/763,409**

Paris, posted at wellis.com, no posting date, retrieved Mar. 21, 2022, online, URL:<https://www.wellis.com/us/products/spa/cityline/paris> (Year: 2022).*

(22) Filed: **Dec. 22, 2020**

(Continued)

(30) **Foreign Application Priority Data**

Jun. 25, 2020 (EM) 008020366-0013
Jun. 25, 2020 (EM) 008020366-0014

Primary Examiner — Lilyana Bekic
Assistant Examiner — Mary Shannon Malley
(74) *Attorney, Agent, or Firm* — Wood Herron & Evans LLP

(51) **LOC (13) Cl.** **24-01**

(52) **U.S. Cl.**
USPC **D24/204; D6/601**

(57) **CLAIM**

(58) **Field of Classification Search**
USPC D24/201–205; D23/209–210, 259–261, D23/303, 304, 305, 306, 364, 365; D6/601, 596
CPC E04H 4/12; E04H 4/1218; E04H 4/1254; A61H 33/6005; A61H 33/6021; A61H 33/6089; A61H 33/6094; A61H 2035/004; A61H 35/006; A47K 3/022; A47K 3/062; A47G 2009/1018; A47G 9/10; A47G 9/1081
See application file for complete search history.

The ornamental design for a spa headrest, as shown and described.

DESCRIPTION


FIG. 1 is a front right top perspective view of a spa headrest according to the present invention.
FIG. 2 is a front right perspective view thereof.
FIG. 3 is a rear left top perspective view thereof.
FIG. 4 is a front view thereof.
FIG. 5 is a rear view thereof.
FIG. 6 is a left side view thereof.
FIG. 7 is a right side view thereof.
FIG. 8 is a top view thereof; and,
FIG. 9 is a bottom view thereof.
The broken lines depict portions of the spa headrest that form no part of the claimed design.

(56) **References Cited**

U.S. PATENT DOCUMENTS

2,461,880 A * 2/1949 Curran A47K 3/125
4/575.1
D218,818 S * 9/1970 Yavner D6/601
D279,344 S * 6/1985 Kohler, Jr. D23/304

1 Claim, 8 Drawing Sheets



(56)

References Cited

U.S. PATENT DOCUMENTS

D881,604 S * 4/2020 Huang D6/601
D923,972 S * 7/2021 Ou D6/601
2003/0188385 A1* 10/2003 Rathbun A47G 9/109
5/636
2004/0016051 A1* 1/2004 Gardenier A47K 3/001
4/541.1
2020/0150755 A1* 5/2020 Hales G06T 19/006

OTHER PUBLICATIONS

Leo Scandi Pack, posted at wellis.com, no posting date, retrieved Mar. 21, 2022, online, URL:<https://www.wellis.com/us/products/spa/myline/leo-scandi-pack> (Year: 2022).*

AF00061 headrest for Wellis® spas, posted at boospa.net, no posting date, retrieved Mar. 21, 2022, online, URL:<https://www.boospa.net/en/af00061-headrest-for-wellis-spas.html> (Year: 2022).*

* cited by examiner



FIG. 1



FIG. 2



FIG. 3



FIG. 4




FIG. 5




FIG. 7




FIG. 6




FIG. 8




FIG. 9