



US00D959683S

(12) **United States Design Patent**  
**Wang**

(10) **Patent No.:** **US D959,683 S**

(45) **Date of Patent:** **\*\* Aug. 2, 2022**

(54) **RED LIGHT THERAPY BELT**

(71) Applicant: **SHENZHEN YIHONG LIGHTING CO., LTD.**, Shenzhen (CN)

(72) Inventor: **Xiangli Wang**, Zhengzhou (CN)

(73) Assignee: **SHENZHEN YIHONG LIGHTING CO., LTD.**, Shenzhen (CN)

(\*\*) Term: **15 Years**

(21) Appl. No.: **29/781,516**

(22) Filed: **Apr. 30, 2021**

(51) **LOC (13) Cl.** ..... **28-03**

(52) **U.S. Cl.**  
USPC ..... **D24/200**

(58) **Field of Classification Search**  
USPC ..... D24/200, 188, 190, 215, 209–210;  
D2/627

CPC ..... A41F 9/002; A41F 9/025; A61H 11/00;  
A61H 11/02; A61H 2011/005; A63B  
21/065; A61N 2/004; A61N 2005/0635;  
A61N 2005/0645; A61N 2005/0651;  
A61N 2005/0659; A61N 5/06; A61N  
5/0613; A61N 5/0616; A61N 5/0618

See application file for complete search history.

(56) **References Cited**

U.S. PATENT DOCUMENTS

D324,422	S *	3/1992	Powell	.....	D24/206
6,454,789	B1	9/2002	Chen et al.		
7,534,255	B1 *	5/2009	Streeter	.....	A61N 5/0618 128/898
8,167,921	B2 *	5/2012	Streeter	.....	A61N 5/0618 128/898
10,052,496	B2 *	8/2018	Sauer	.....	A61N 5/0616
D875,261	S *	2/2020	Liu	.....	D24/190
D884,199	S *	5/2020	Mei	.....	D24/190
D888,971	S *	6/2020	Ito	.....	D24/200
10,828,504	B2 *	11/2020	Blendermann	.....	A61N 5/0613
D914,890	S *	3/2021	Langberg	.....	D24/190

(Continued)

OTHER PUBLICATIONS

Red Light Therapy for Body Waist Belt by UNOISETION 660nm & 850nm Red Light Therapy Pad Device—Home Use Wearable Body Fitness Wrap for Pain Relief, Muscle Relax (Blue). Apr. 13, 2021. Retrieved Feb. 16, 2021. Retrieved from Amazon. <https://www.amazon.com/UNOISETION-Therapy-Device-Wearable-Fitness/dp/B092D9H885>.\*

(Continued)

*Primary Examiner* — Wan Laymon

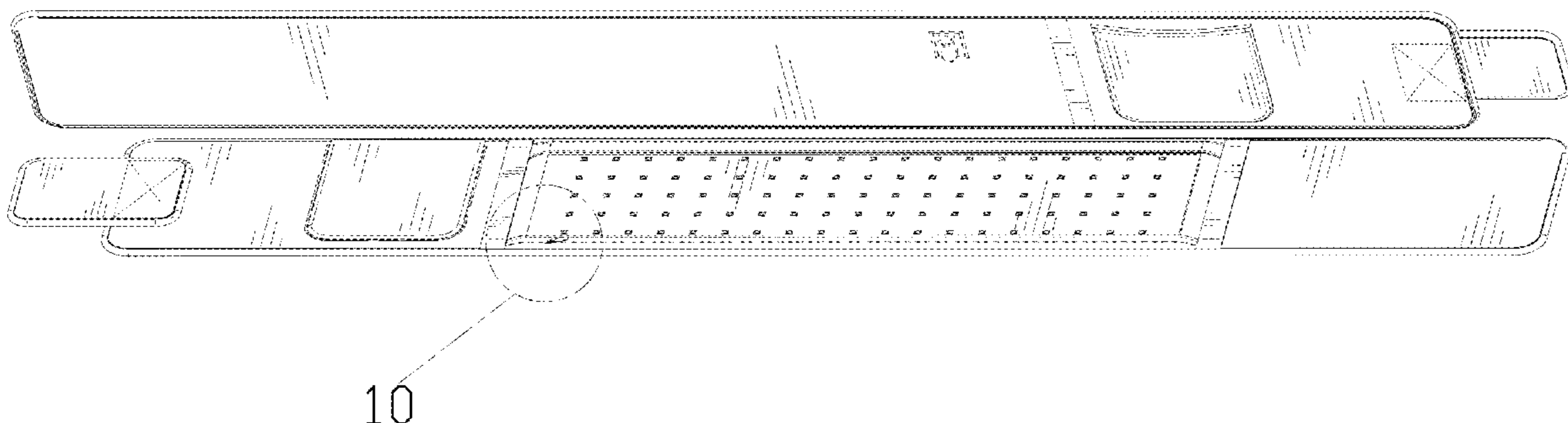
(57) **CLAIM**

The ornamental design for a red light therapy belt, as shown and described.

**DESCRIPTION**

FIG. 1 is a perspective view of a red light therapy belt showing my new design;  
FIG. 2 is another perspective view thereof;  
FIG. 3 is a front elevational view thereof;  
FIG. 4 is a rear elevational view thereof;  
FIG. 5 is a left side elevational view thereof;  
FIG. 6 is a right side elevational view thereof;  
FIG. 7 is a top plan view thereof;  
FIG. 8 is a bottom plan view thereof;  
FIG. 9 is an enlarged perspective view of the red light therapy belt where the red light therapy belt is in a configuration of use; and,  
FIG. 10 is an enlarged view of portion 10 shown in FIG. 2. The short thick evenly spaced broken lines in the drawings depict stitching and form part of the claimed design. The long thin evenly spaced broken lines in the drawings depict portions of the red light therapy belt and form no part of the claimed design. The dot-dash broken lines represent the boundary of the enlarged portion and form no part of the claimed design.

**1 Claim, 10 Drawing Sheets**



(56)

**References Cited**

U.S. PATENT DOCUMENTS

D918,403 S \* 5/2021 Chen ..... D24/200  
D929,598 S \* 8/2021 Zulkosky ..... D24/200  
2003/0109906 A1\* 6/2003 Streeter ..... A61N 5/0613  
607/88  
2003/0125782 A1\* 7/2003 Streeter ..... A61N 5/0616  
604/20  
2018/0140884 A1 5/2018 Johnson

OTHER PUBLICATIONS

2020 New LED Red Light & Near Infrared Light Therapy Devices  
Large Pads Wearable Wrap for Pain Relief Belt FDA Cleared  
Device. May 11, 2021. Retrieved Feb. 16, 2021. Retrieved from  
Amazon, <https://www.amazon.com/Light&Near-Infrared-Therapy-Devices-Wearable/dp/B094MYDTM9>.\*

\* cited by examiner

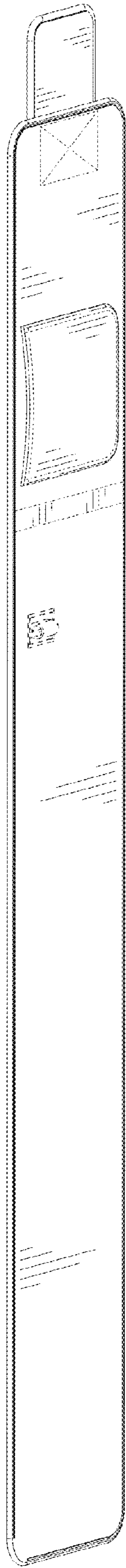


FIG. 1

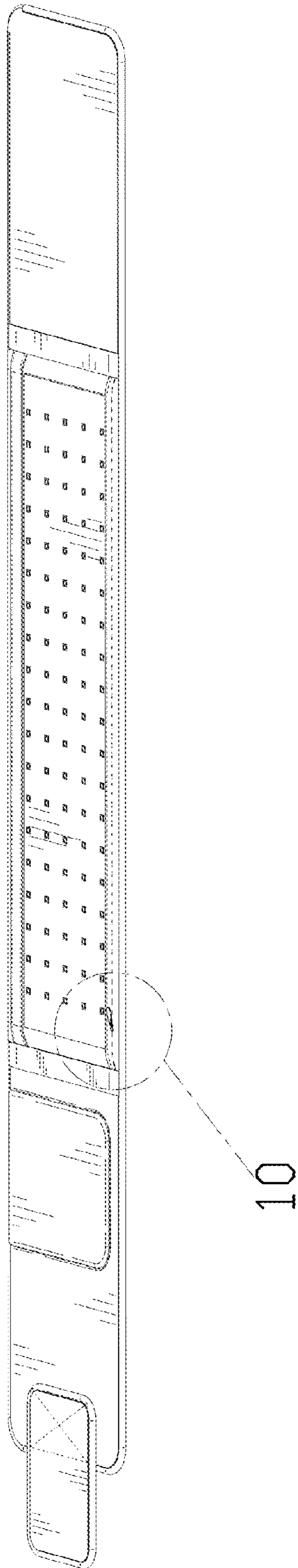


FIG. 2




FIG. 3




FIG. 4




FIG. 5




FIG. 6



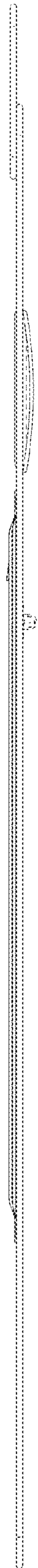


FIG. 7

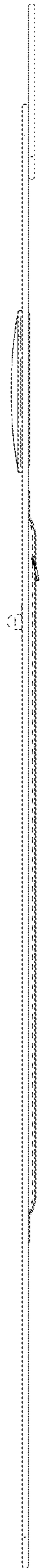


FIG. 8



FIG. 9

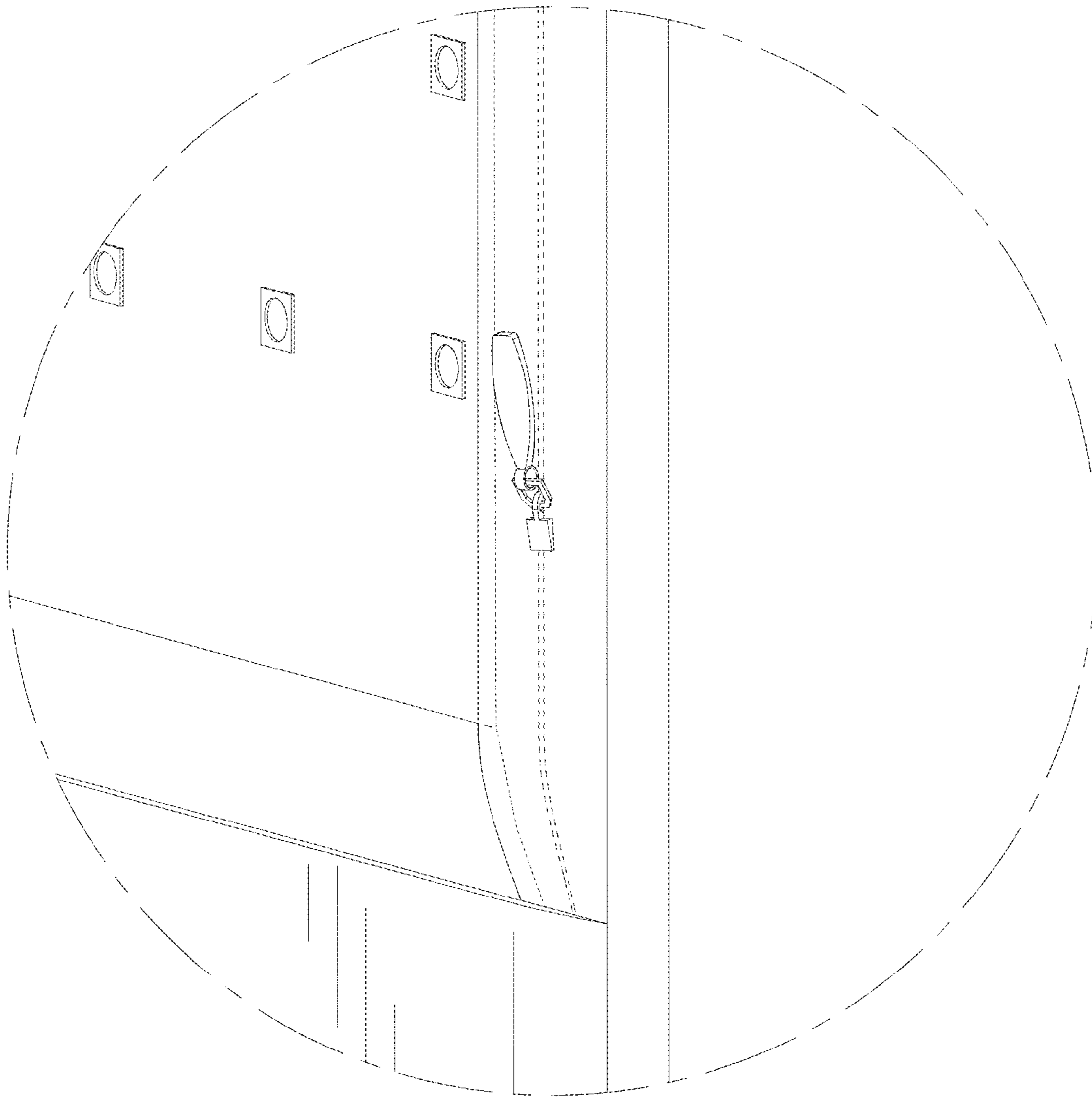


FIG. 10