



US00D959680S

(12) **United States Design Patent** (10) **Patent No.:** **US D959,680 S**
Caneppele et al. (45) **Date of Patent:** **** *Aug. 2, 2022**

(54) **ADHESIVE BANDAGE WITH DECORATED PAD**

(56) **References Cited**

U.S. PATENT DOCUMENTS

(71) Applicant: **Johnson & Johnson Consumer Inc.**, Skillman, NJ (US)

D65,736 S	10/1924	Groman
2,096,564 A	10/1937	Scholl
D127,402 S	11/1940	Schwartz
D183,699 S	10/1958	Martin
2,877,765 A	3/1959	Bunyan
2,905,174 A	9/1959	Smith
2,924,331 A	2/1960	Hoey
2,946,435 A	7/1960	Schladermundt et al.
3,655,501 A	4/1972	Tesch
3,728,206 A	4/1973	Buese
4,541,426 A	9/1985	Webster
4,545,339 A	10/1985	Kubach
4,612,230 A	9/1986	Liland et al.
4,999,235 A	3/1991	Lunn et al.
5,158,555 A	10/1992	Porzilli
5,188,124 A	2/1993	Feret
5,252,066 A	10/1993	Fairhurst
5,256,062 A	10/1993	Griott
5,267,952 A	12/1993	Gardner
D383,211 S	9/1997	Dunshee et al.
5,667,864 A	9/1997	Landoll
D387,169 S	12/1997	Dunshee et al.
D389,244 S	1/1998	Dunshee et al.
D391,639 S	3/1998	Dunshee et al.
D395,780 S	7/1998	Denney et al.
D402,371 S	12/1998	Haynes et al.
D404,136 S	1/1999	Dunshee et al.
D407,160 S	3/1999	Dunshee et al.
D410,087 S	5/1999	Dunshee et al.
5,919,411 A	7/1999	Rezai et al.
5,964,742 A	10/1999	McCormack et al.
D422,151 S	4/2000	Hwang et al.
6,162,960 A	12/2000	Klein
6,297,420 B1	10/2001	Heincke
D452,324 S	12/2001	Brogden et al.
D470,592 S	2/2003	Dunshee
D471,631 S	3/2003	Dunshee et al.
D471,632 S	3/2003	Dunshee et al.
D495,419 S	8/2004	Dunshee
D511,006 S	10/2005	Dodd et al.
D514,703 S	2/2006	Palomino, Jr.
D573,260 S	7/2008	Dunshee
D578,651 S	10/2008	Dunshee
D582,608 S	12/2008	Palmer
D605,816 S	12/2009	Holden et al.
D636,607 S	4/2011	Withers
7,982,087 B2	7/2011	Greener
8,236,083 B2	8/2012	Garcia et al.
8,283,514 B2	10/2012	Baschnagel

(72) Inventors: **Leonardo Caneppele**, Jacareí (BR); **Andre Narcizo**, São José dos Campos (BR); **Paulo Cesar de Godoy Oriani**, Itatiba (BR); **Carmine Rizzo**, Port St. Lucie, FL (US); **Andre Luiz Santos**, São José dos Campos (BR)

(73) Assignee: **Johnson & Johnson Consumer Inc.**, Skillman, NJ (US)

(*) Notice: This patent is subject to a terminal disclaimer.

(**) Term: **15 Years**

(21) Appl. No.: **29/725,470**

(22) Filed: **Feb. 25, 2020**

Related U.S. Application Data

(62) Division of application No. 29/643,727, filed on Apr. 11, 2018, now Pat. No. Des. 879,973.

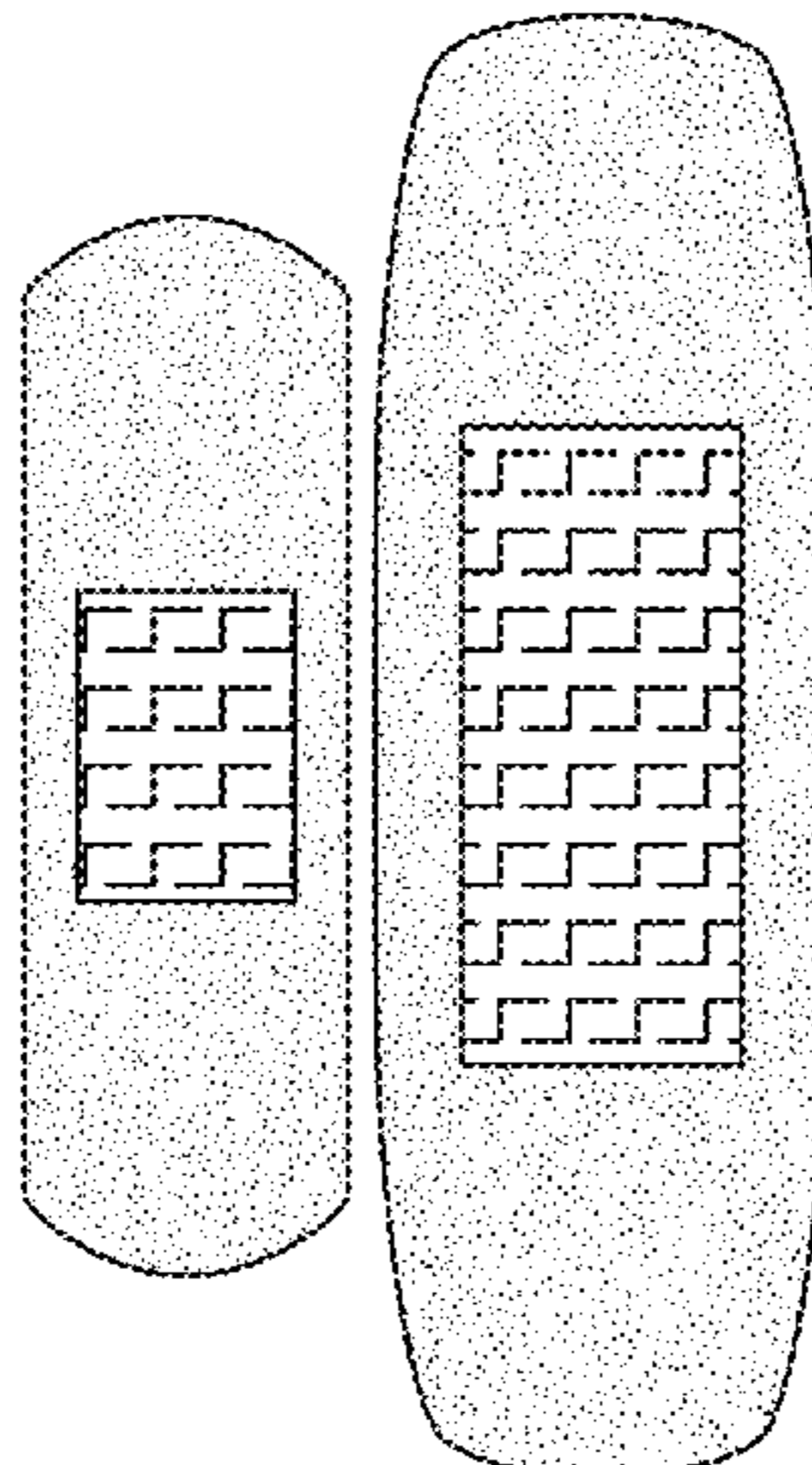
(51) **LOC (13) Cl.** **24-04**

(52) **U.S. Cl.**
USPC **D24/189**

(58) **Field of Classification Search**
USPC D24/112, 124-128, 132, 133, 185-193, D24/199, 200, 206, 209, 210, 212-215; D29/100, 101.1, 108, 120.1, 121.1, 121.2; D30/146; D5/4, 46, 49, 53, 56, 58-62, D5/99

CPC A61F 13/023; A61F 13/066; A61F 13/00; A61F 13/00021; A61F 13/0206; A61F 13/0203; A61F 13/00025; A61F 13/00038; A61F 13/0243; A61F 13/0266; A61M 1/0088

See application file for complete search history.



U.S. Appl. No. 29/654,726, filed Jun. 27, 2018, Pending, J&J Consumer Inc.
 U.S. Appl. No. 29/654,728, filed Jun. 27, 2018, Pending, J&J Consumer Inc.
 U.S. Appl. No. 29/654,731, filed Jun. 27, 2018, Pending, J&J Consumer Inc.
 U.S. Appl. No. 29/672,805, filed Dec. 10, 2018, Pending, J&J Consumer Inc.
 U.S. Appl. No. 29/672,807, filed Jun. 10, 2018, Pending, J&J Consumer Inc.
 Amazon. Band-Aid Brand Tru-Stay Sheer Strips Adhesive Bandages for First Aid Review by “k1dpr”. Mar. 7, 2017. https://www.amazon.com/dp/B0009STDOW/ref=psdc_3762721_t4_B00B6A6Y9E (Year 2017).
 “‘Band-Aid’ wound power pad for elbow and knee protection”, published in “‘Protection series’, new for ‘Band-Aid’ would power pad, effectively protecting shallow and broad wound”, dated Mar. 16, 2010, stored in and published from Internet Archive, run by the US non-profit corporation Internet Archive (output date: May 12, 2014). Internet Archive URL: <https://web.archive.org/web/20100316073304/http://www.jnj.co.jp/group/press/2009/0309/index.html>.
 Democrat and Chronicle. Old-school Snake game is making a comeback by WUSA 9 Staff. May 7, 2015. <https://www.democratandchronicle.com/story/news/local/2015/05/07/snake-game-makes-comeback/70938102/> (Year 2015).
 Douglas Flynt. Accurate Ellipses. Aug. 8, 2011; Oct. 11, 2011. <http://douglasflynt.blogspot.com/2011/08/accurate-ellipses.html> (Year 2011).
 IStock Photo. Seamless pattern with zigzag and triple X shaped line segments stock illustration. Jul. 2, 2018. <https://www.istockphoto.com/vector/seamless-pattern-with-zigzag-and-triple-x-shaped-line-segments-gm990118502-268386144> (Year 2018).
 Nancy Cartwright. Nancy Cartwright Takes Over as “Chuckie” on The Rugrats. Jul. 2, 2002. <https://nancycartwright.com/news/nancy-takes-over-as-chuckie-on-the-rugrats/> (Year 2002).
 The Next Plate. Creative Cake Cutting idea. Oct. 27, 2010. <https://thenextplate.tumblr.com/> (Year 2010).
 Miller Pads and paper. Graph Paper Pad. No date specified. <http://millerpadsandpaper.com/graph-paper-pad/> (Year 0).
 Shutterstock. Abstract black geometric background. Dots and line. By Djem. No date specified, <https://www.shutterstock.com/image-vector/abstract-black-geometric-background-dots-line-232331239> (Year 0).
 Target. BAND-AID Oh Joy! Adhesive Bandages—20 ct. No date specified. <https://www.target.com/p/band-aid-oh-joy-adhesive-bandages-20ct/-/A-17221637> (Year 0).

* cited by examiner

Primary Examiner — Darcey E Gottschalk

(57) **CLAIM**

We claim the ornamental design for an adhesive bandage with decorated pad, as shown and described.

DESCRIPTION

FIG. 1 is a top perspective view of the present invention;
 FIG. 2 is a top view of the adhesive bandage with decorated pad depicted in FIG. 1;
 FIG. 3 is a left side view of the adhesive bandage with decorated pad depicted in FIG. 1;
 FIG. 4 is a bottom view of the adhesive bandage with decorated pad depicted in FIG. 1;
 FIG. 5 is a right side view of the adhesive bandage with decorated pad depicted in FIG. 1;
 FIG. 6 is a front side view of the adhesive bandage with decorated pad depicted in FIG. 1;

FIG. 7 is a back side view of the adhesive bandage with decorated pad depicted in FIG. 1;
 FIG. 8 is a top perspective view of a second embodiment of the present invention;
 FIG. 9 is a top view of the adhesive bandage with decorated pad depicted in FIG. 8;
 FIG. 10 is a left side view of the adhesive bandage with decorated pad depicted in FIG. 8;
 FIG. 11 is a bottom view of the adhesive bandage with decorated pad depicted in FIG. 8;
 FIG. 12 is a right side view of the adhesive bandage with decorated pad depicted in FIG. 8;
 FIG. 13 is a front side view of the adhesive bandage with decorated pad depicted in FIG. 8;
 FIG. 14 is a back side view of the adhesive bandage with decorated pad depicted in FIG. 8;
 FIG. 15 is a top perspective view of a third embodiment of the present invention;
 FIG. 16 is a top view of the adhesive bandage with decorated pad depicted in FIG. 15;
 FIG. 17 is a left side view of the adhesive bandage with decorated pad depicted in FIG. 15;
 FIG. 18 is a bottom view of the adhesive bandage with decorated pad depicted in FIG. 15;
 FIG. 19 is a right side view of the adhesive bandage with decorated pad depicted in FIG. 15;
 FIG. 20 is a front side view of the adhesive bandage with decorated pad depicted in FIG. 15;
 FIG. 21 is a back side view of the adhesive bandage with decorated pad depicted in FIG. 15;
 FIG. 22 is a top perspective view of a fourth embodiment of the present invention;
 FIG. 23 is a top view of the adhesive bandage with decorated pad depicted in FIG. 22;
 FIG. 24 is a left side view of the adhesive bandage with decorated pad depicted in FIG. 22;
 FIG. 25 is a bottom view of the adhesive bandage with decorated pad depicted in FIG. 22;
 FIG. 26 is a right side view of the adhesive bandage with decorated pad depicted in FIG. 22;
 FIG. 27 is a front side view of the adhesive bandage with decorated pad depicted in FIG. 22;
 FIG. 28 is a back side view of the adhesive bandage with decorated pad depicted in FIG. 22;
 FIG. 29 is a top perspective view of a fifth embodiment of the present invention;
 FIG. 30 is a top view of the adhesive bandage with decorated pad depicted in FIG. 29;
 FIG. 31 is a left side view of the adhesive bandage with decorated pad depicted in FIG. 29;
 FIG. 32 is a bottom view of the adhesive bandage with decorated pad depicted in FIG. 29;
 FIG. 33 is a right side view of the adhesive bandage with decorated pad depicted in FIG. 29;
 FIG. 34 is a front side view of the adhesive bandage with decorated pad depicted in FIG. 29;
 FIG. 35 is a back side view of the adhesive bandage with decorated pad depicted in FIG. 29;
 FIG. 36 is a top perspective view of a sixth embodiment of the present invention;
 FIG. 37 is a top view of the adhesive bandage with decorated pad depicted in FIG. 36;
 FIG. 38 is a left side view of the adhesive bandage with decorated pad depicted in FIG. 37;

FIG. **39** is a bottom view of the adhesive bandage with decorated pad depicted in FIG. **38**;
FIG. **40** is a right side view of the adhesive bandage with decorated pad depicted in FIG. **39**;
FIG. **41** is a front side view of the adhesive bandage with decorated pad depicted in FIG. **40**; and,
FIG. **42** is a back side view of the adhesive bandage with decorated pad depicted in FIG. **41**.

1 Claim, 7 Drawing Sheets




FIG. 1




FIG. 2



FIG. 3

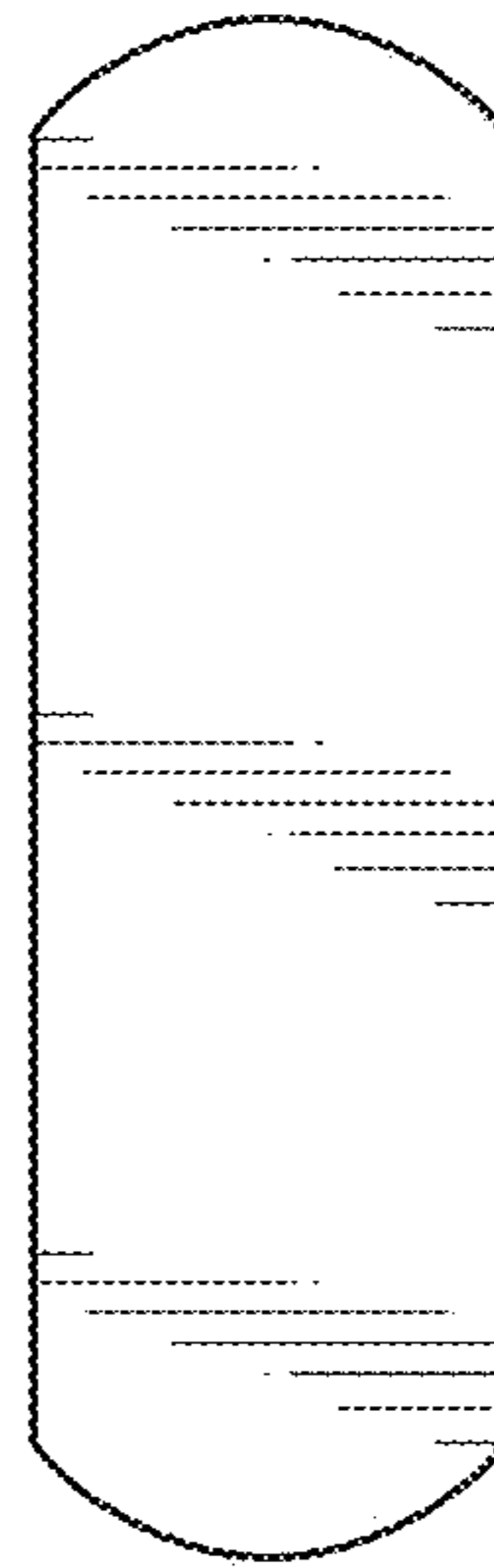


FIG. 4




FIG. 5




FIG. 6



FIG. 7

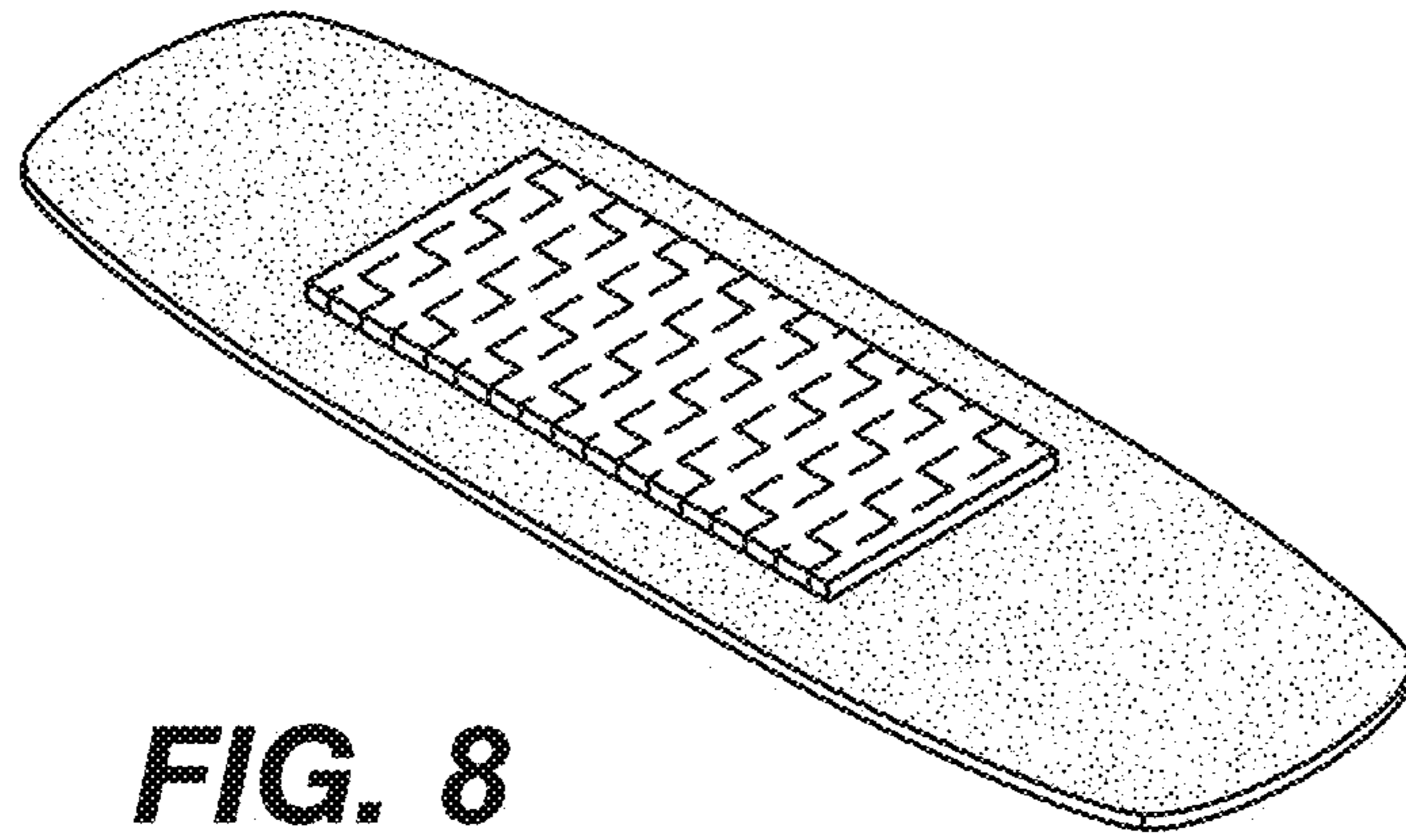


FIG. 8

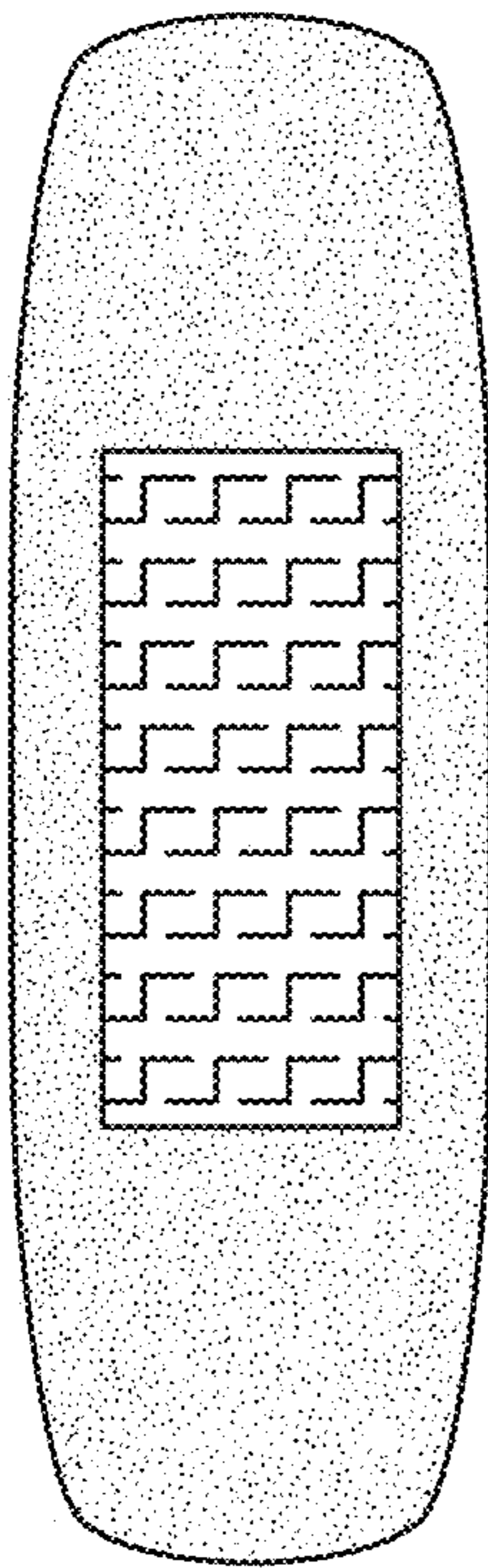


FIG. 9



FIG. 10




FIG. 11



FIG. 12

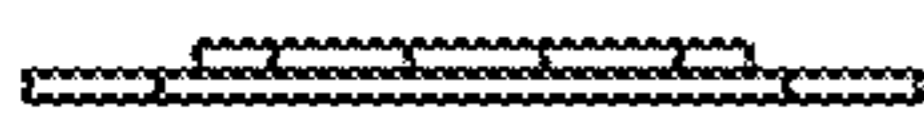


FIG. 13




FIG. 14

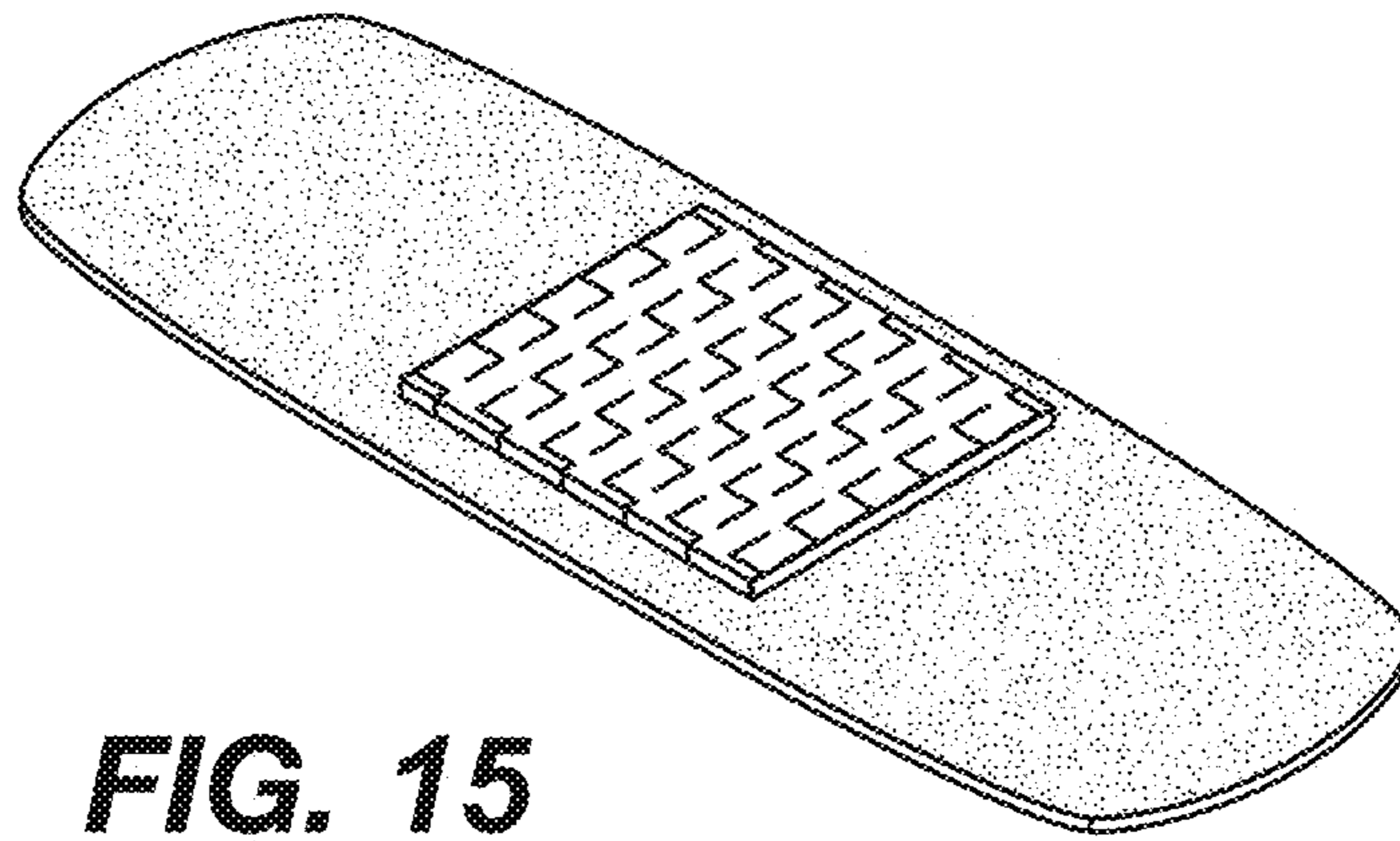


FIG. 15




FIG. 16



FIG. 17

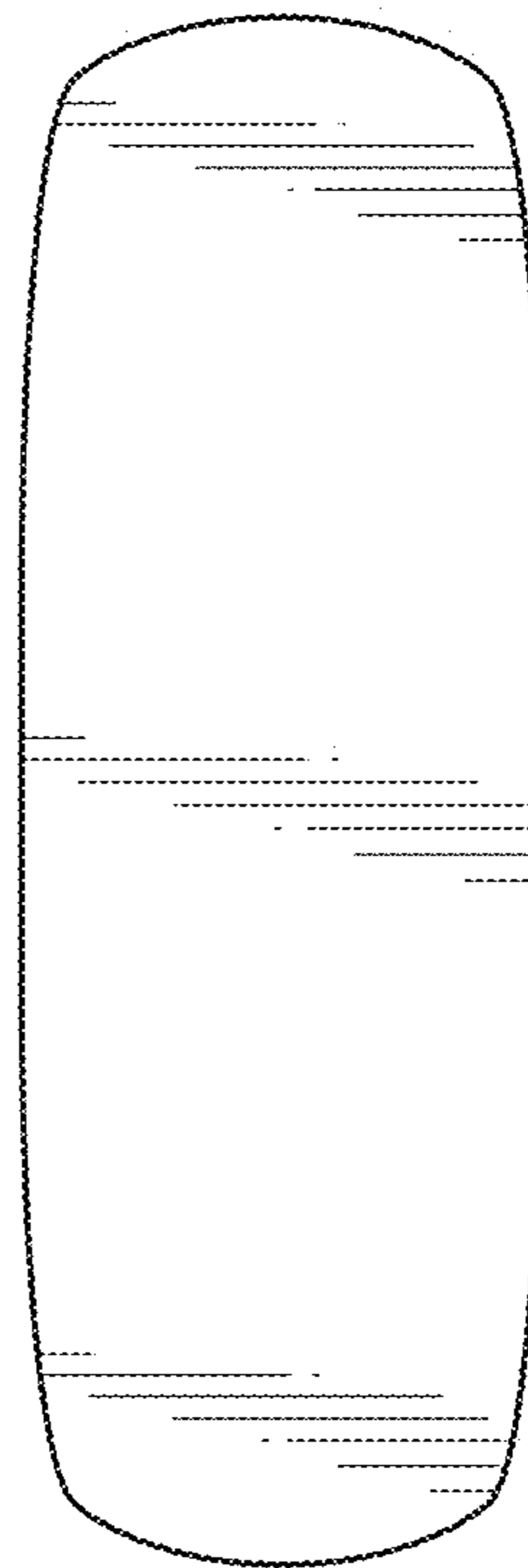


FIG. 18



FIG. 19




FIG. 20




FIG. 21

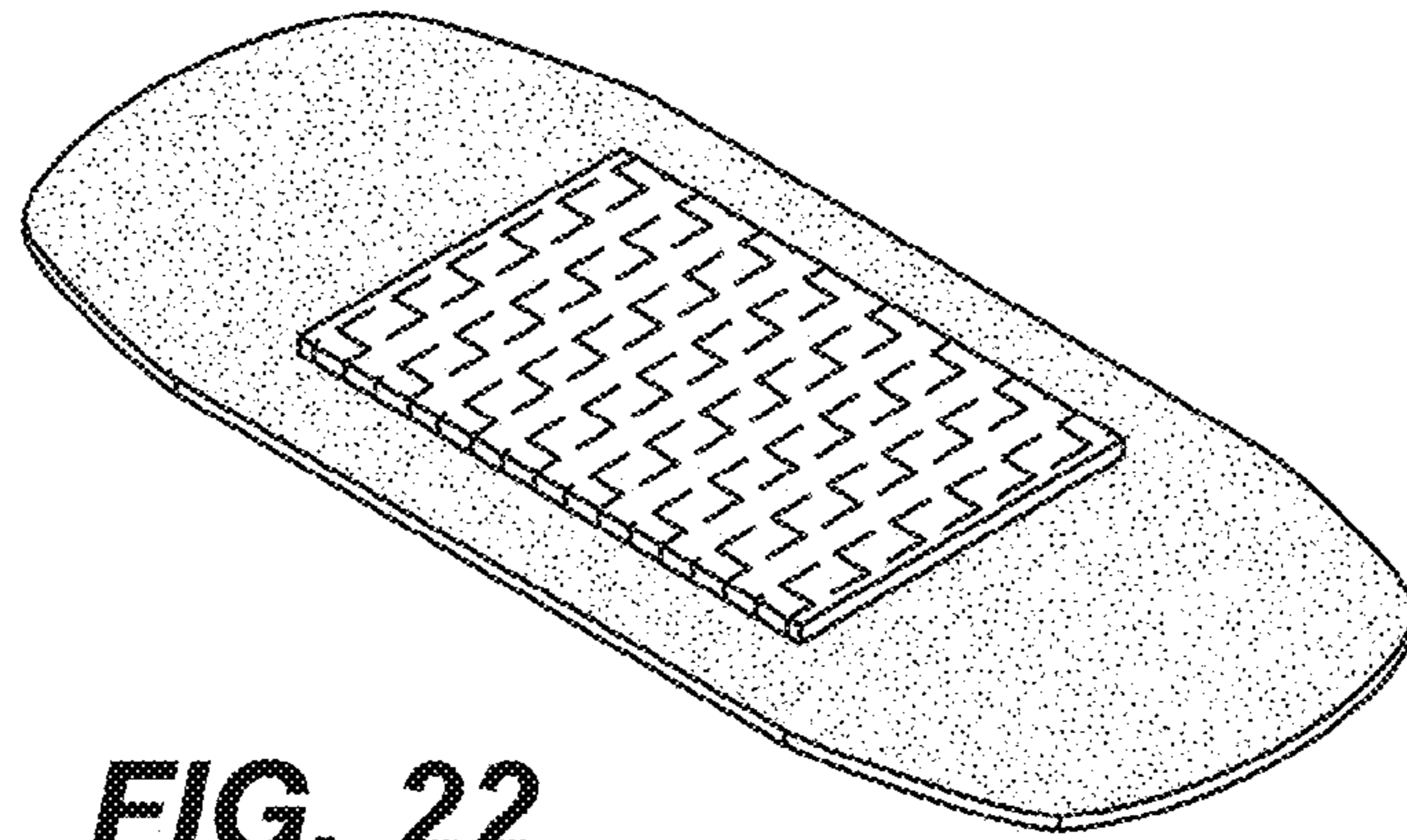


FIG. 22




FIG. 23



FIG. 24

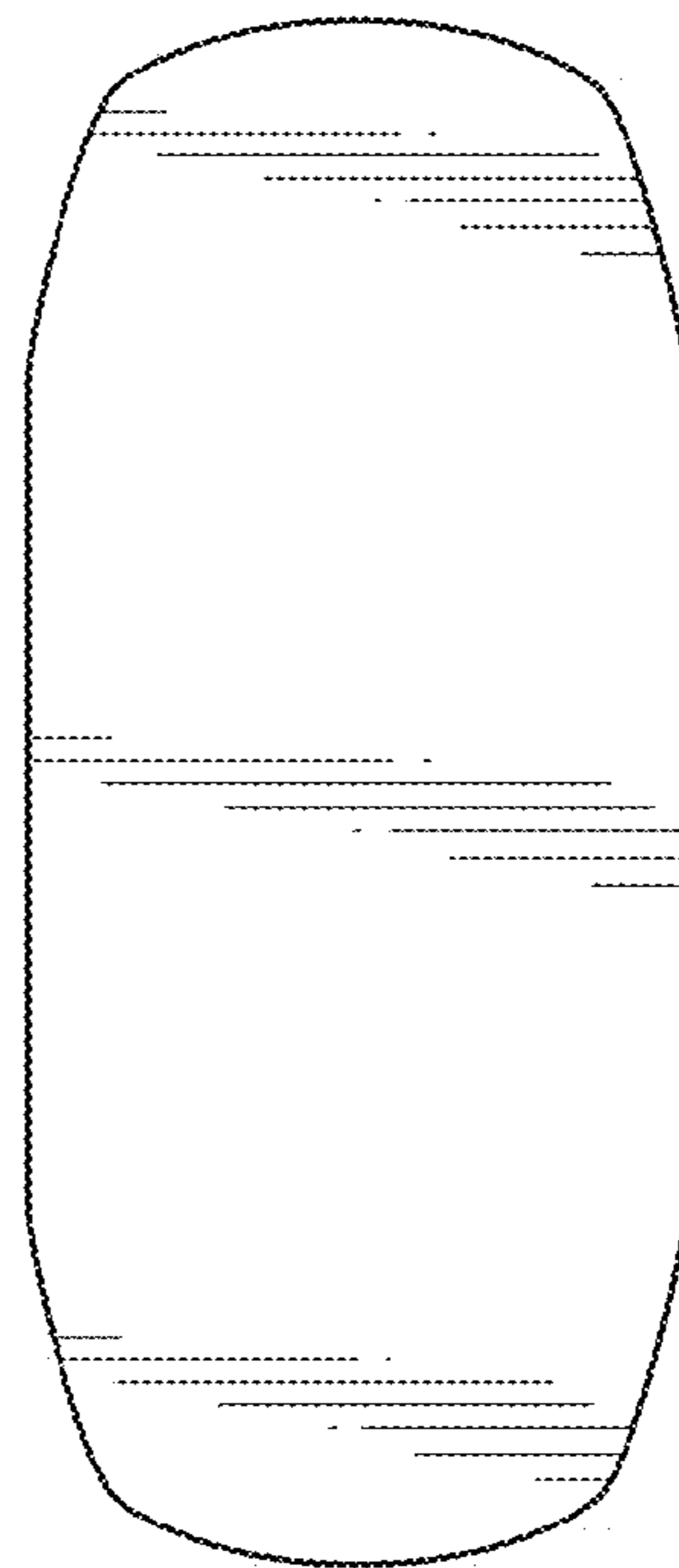


FIG. 25



FIG. 26




FIG. 27




FIG. 28

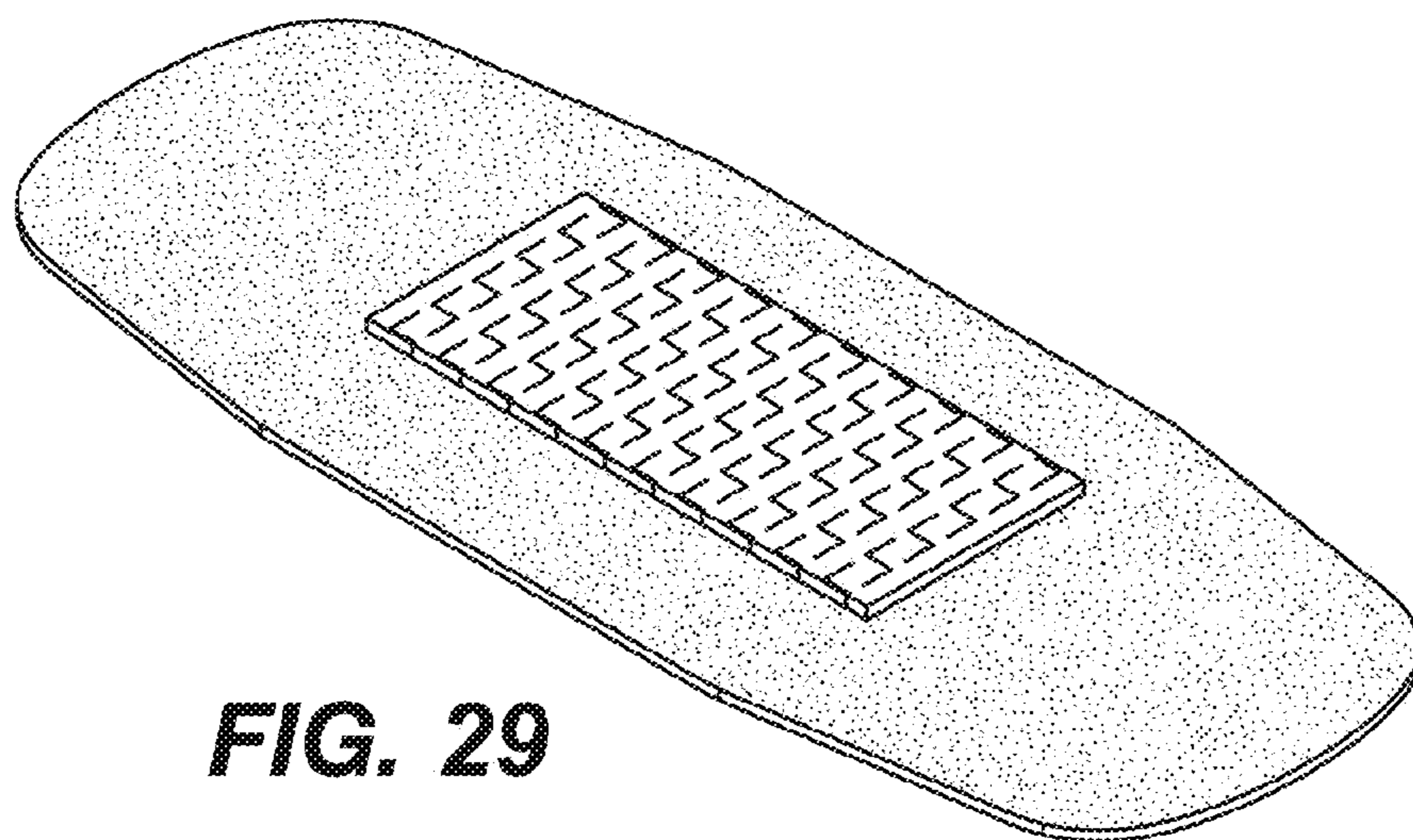


FIG. 29

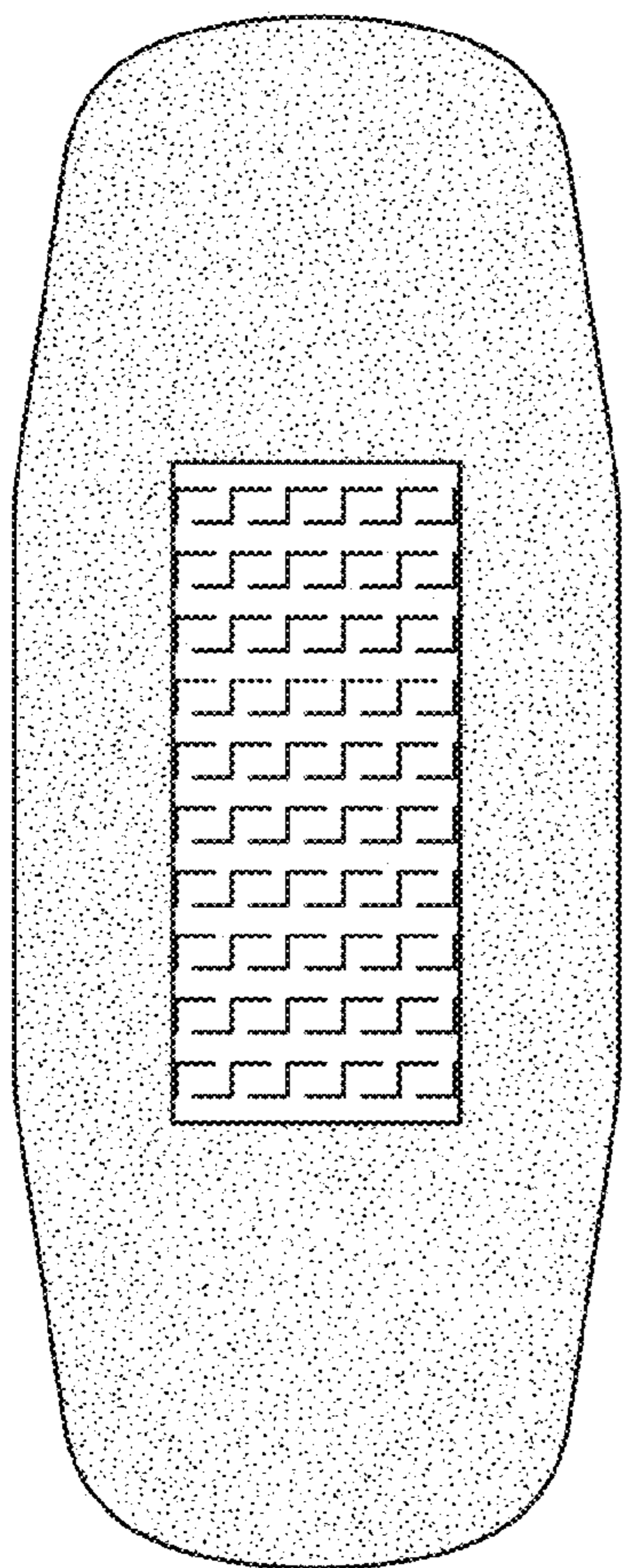


FIG. 30



FIG. 31

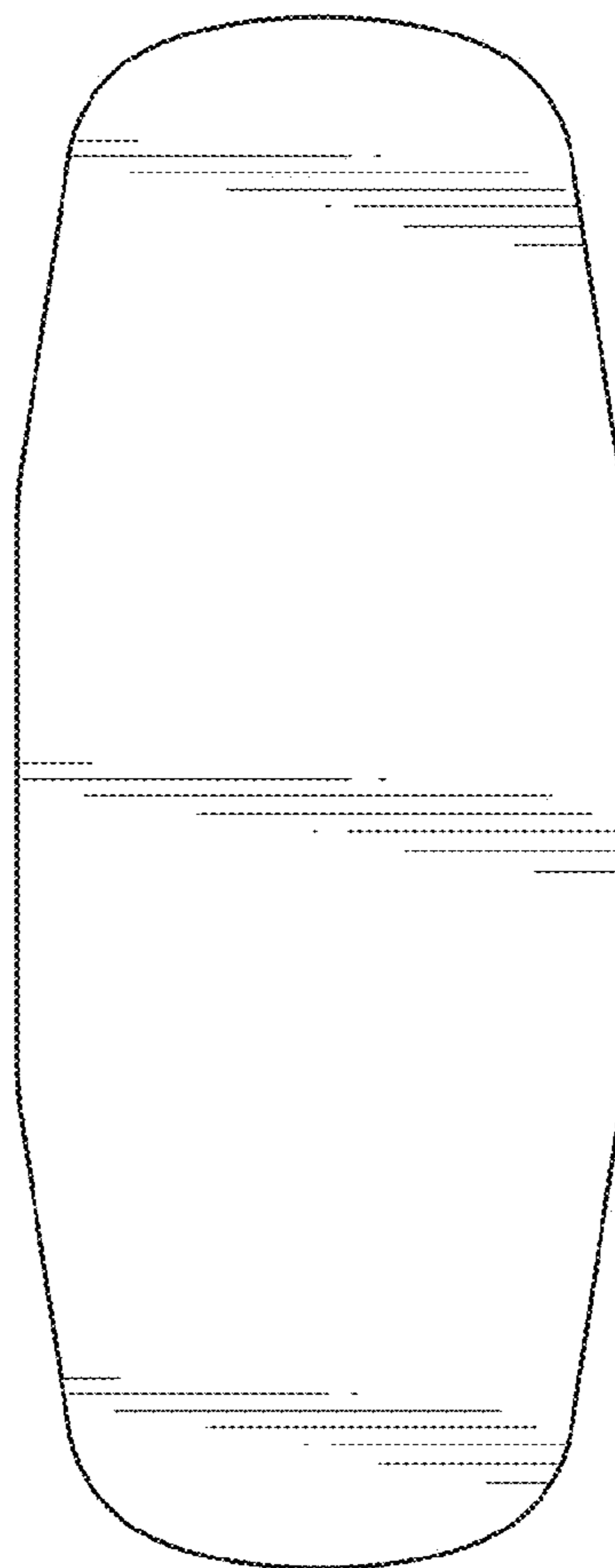


FIG. 32



FIG. 33




FIG. 34



FIG. 35

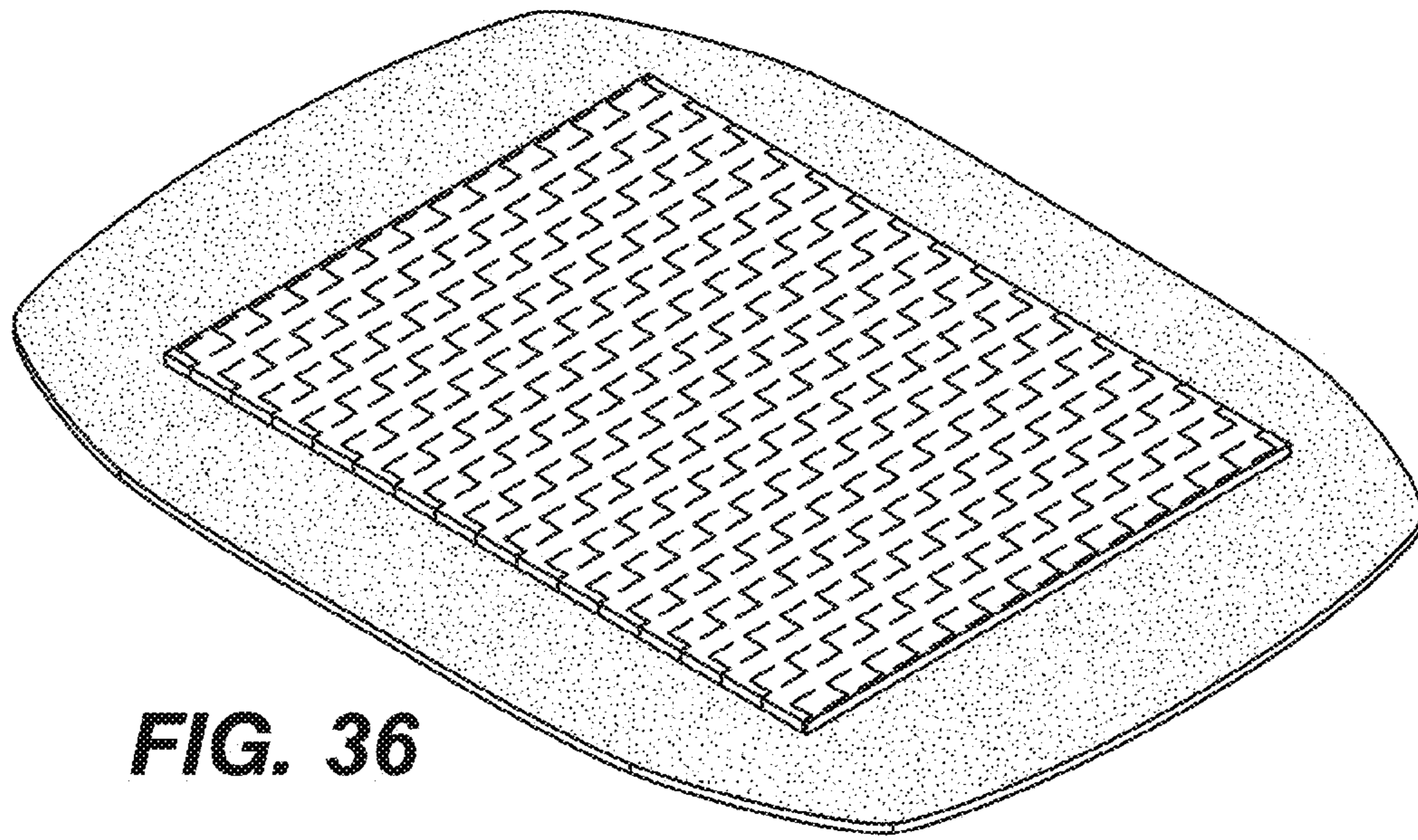


FIG. 36

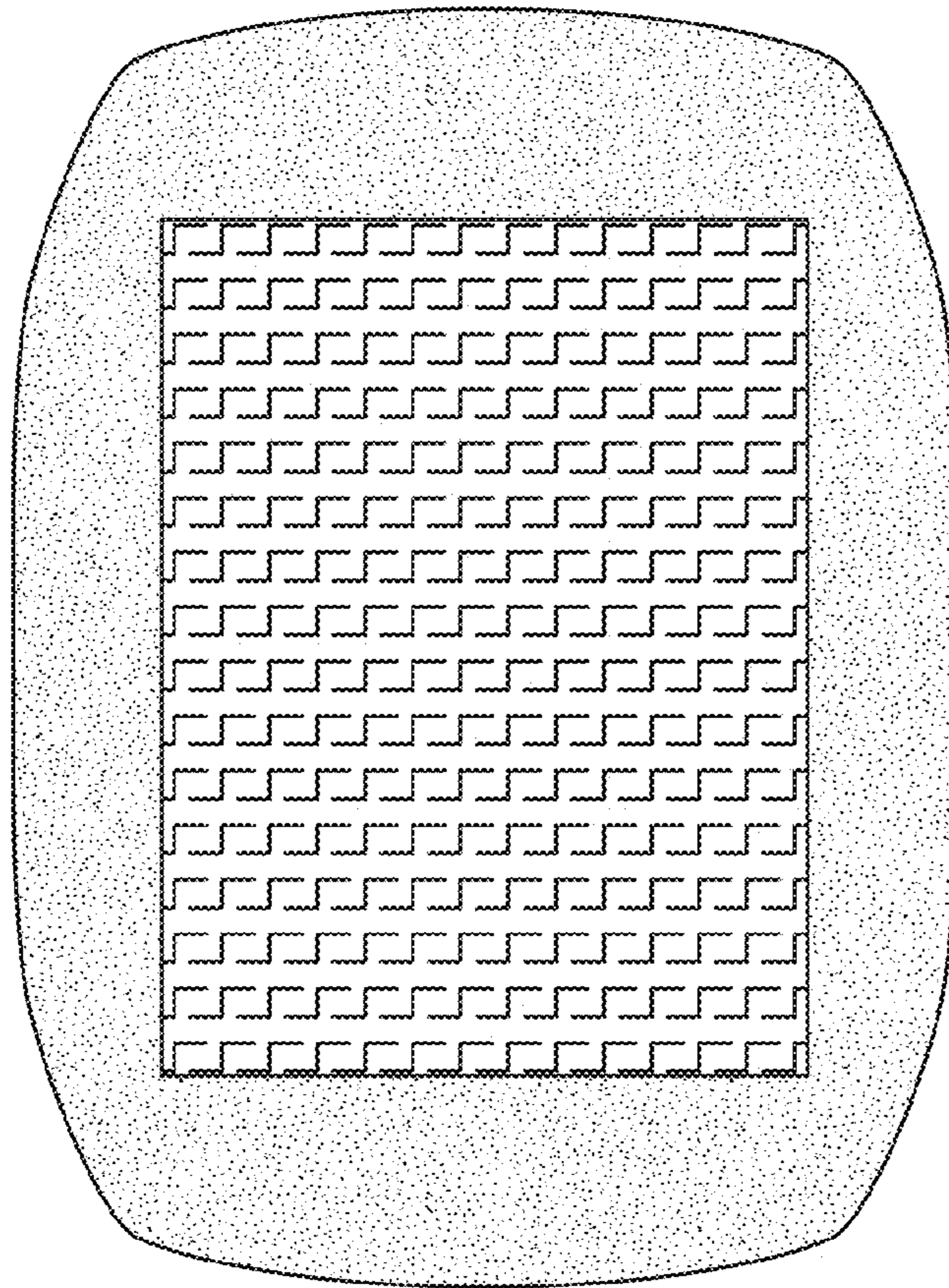


FIG. 37



FIG. 38



FIG. 41




FIG. 39



FIG. 40




FIG. 42