



US00D959673S

(12) **United States Design Patent** (10) **Patent No.:** **US D959,673 S**
Kirson et al. (45) **Date of Patent:** **** Aug. 2, 2022**

- (54) **ELECTRODE ARRAY**
- (71) Applicant: **NOVOCURE GMBH**, Root (CH)
- (72) Inventors: **Eilon Kirson**, Ramat Hashron (IL);
Yoram Wasserman, Haifa (IL); **Noa Halavee**, Tel Aviv (IL)
- (73) Assignee: **NOVOCURE GMBH**, Root (CH)
- (**) Term: **15 Years**
- (21) Appl. No.: **29/715,153**
- (22) Filed: **Nov. 27, 2019**
- (51) **LOC (13) Cl.** **24-02**
- (52) **U.S. Cl.**
USPC **D24/187**
- (58) **Field of Classification Search**
USPC D24/107, 168, 186, 187, 189, 200
CPC ... A61B 5/0404; A61B 5/0416; A61B 5/0422;
A61B 5/0424; A61B 5/04012; A61B
5/04082; A61B 5/04087; A61B 5/04085;
A61B 5/6841; A61N 1/046; A61N
1/0472; A61N 1/0476
See application file for complete search history.

(56) **References Cited**
U.S. PATENT DOCUMENTS

6,453,186 B1 *	9/2002	Lovejoy	A61B 5/282 600/386
D505,206 S *	5/2005	Chastain	D24/187
D598,111 S *	8/2009	Phillips	D24/187
7,826,882 B2 *	11/2010	McIntire	A61B 5/0006 600/393
D761,436 S *	7/2016	Fogarty	D24/187

D785,187 S	4/2017	Darmanjian	
D800,321 S *	10/2017	Roche	D24/187
D866,199 S *	11/2019	Carlile	D5/99
2020/0171297 A1 *	6/2020	Kirson	A61N 1/36002

FOREIGN PATENT DOCUMENTS

CN 201930067744.9 * 9/2019

OTHER PUBLICATIONS

Cancer Care Northwest debuts new technology. Online, published date Sep. 8, 2016. Retrieved on Aug. 27, 2021 from URL: <https://www.spokanejournal.com/special-report/cancer-care-northwest-debuts-new-technology/>.*

* cited by examiner

Primary Examiner — Omeed Agilee

(74) *Attorney, Agent, or Firm* — Ballard Spahr LLP

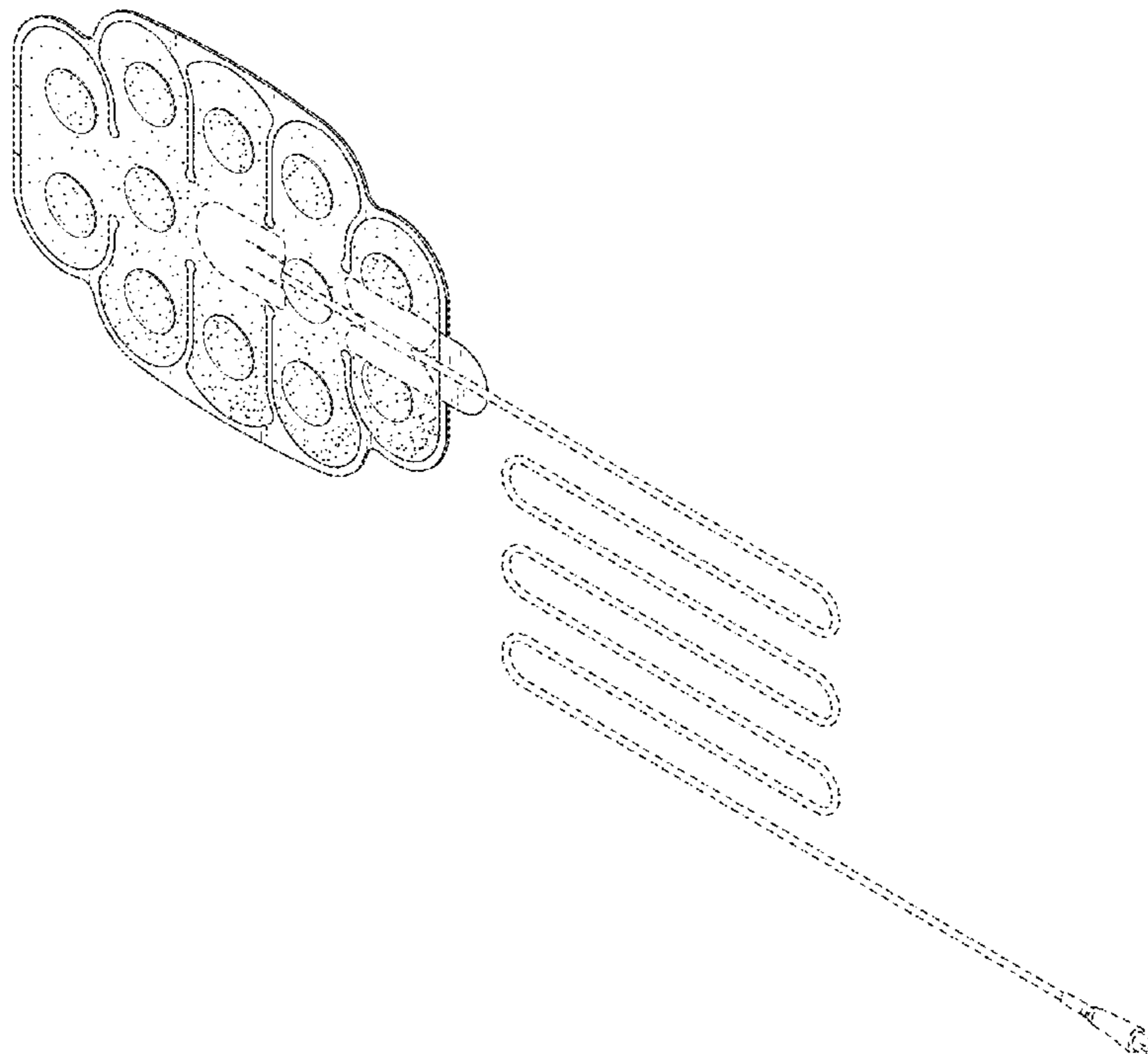
(57) **CLAIM**

The ornamental design for an electrode array, as shown and described.

DESCRIPTION

FIG. 1 is a perspective view of an electrode array showing our new design;
FIG. 2 is a top plan view thereof;
FIG. 3 is a bottom plan view thereof;
FIG. 4 is a front elevational view thereof;
FIG. 5 is a rear elevational view thereof;
FIG. 6 is a left side elevational view thereof; and,
FIG. 7 is a right side elevational view thereof.
The broken lines depict portions of the electrode array that form no part of the claimed design.

1 Claim, 5 Drawing Sheets



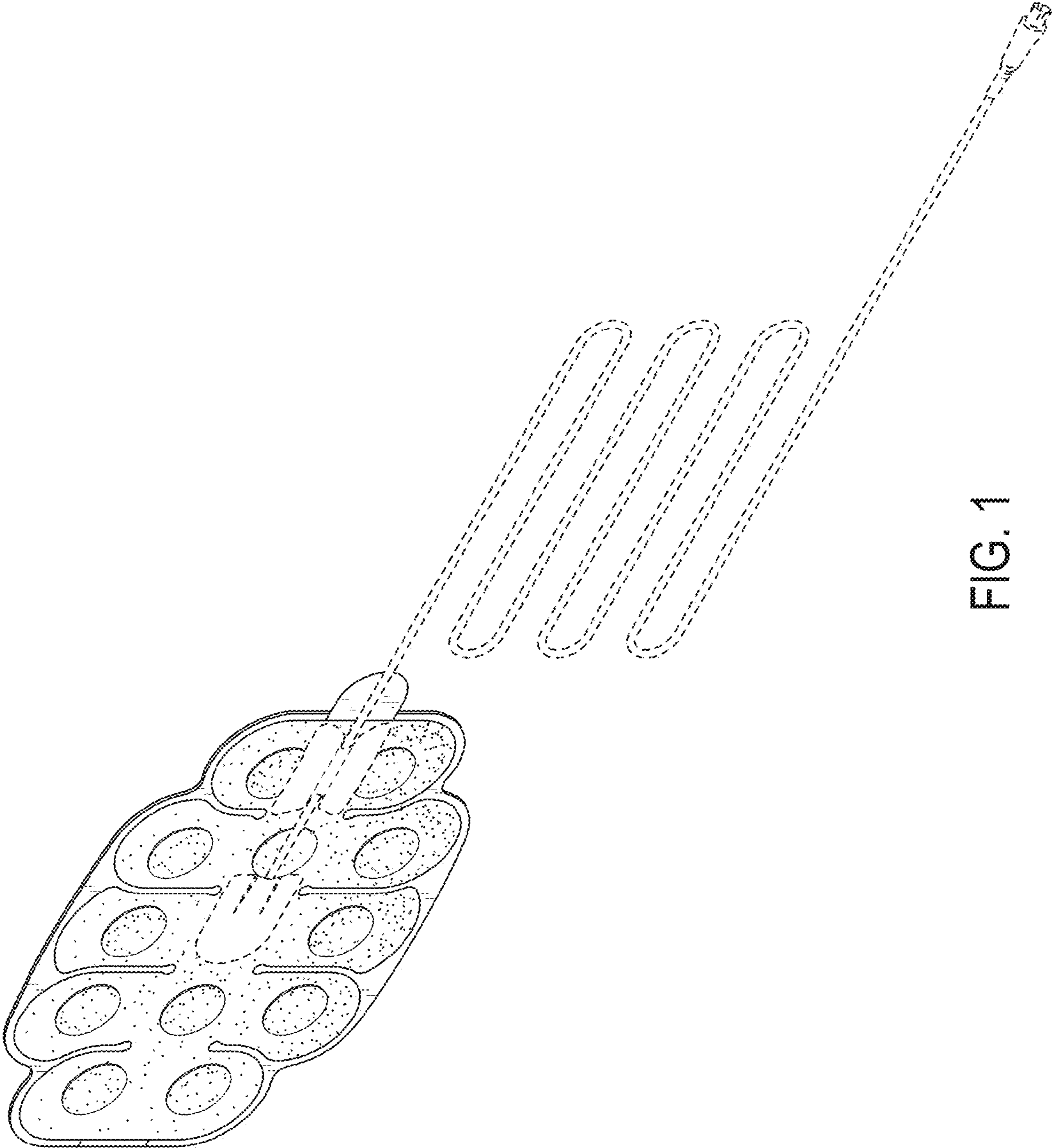


FIG. 1

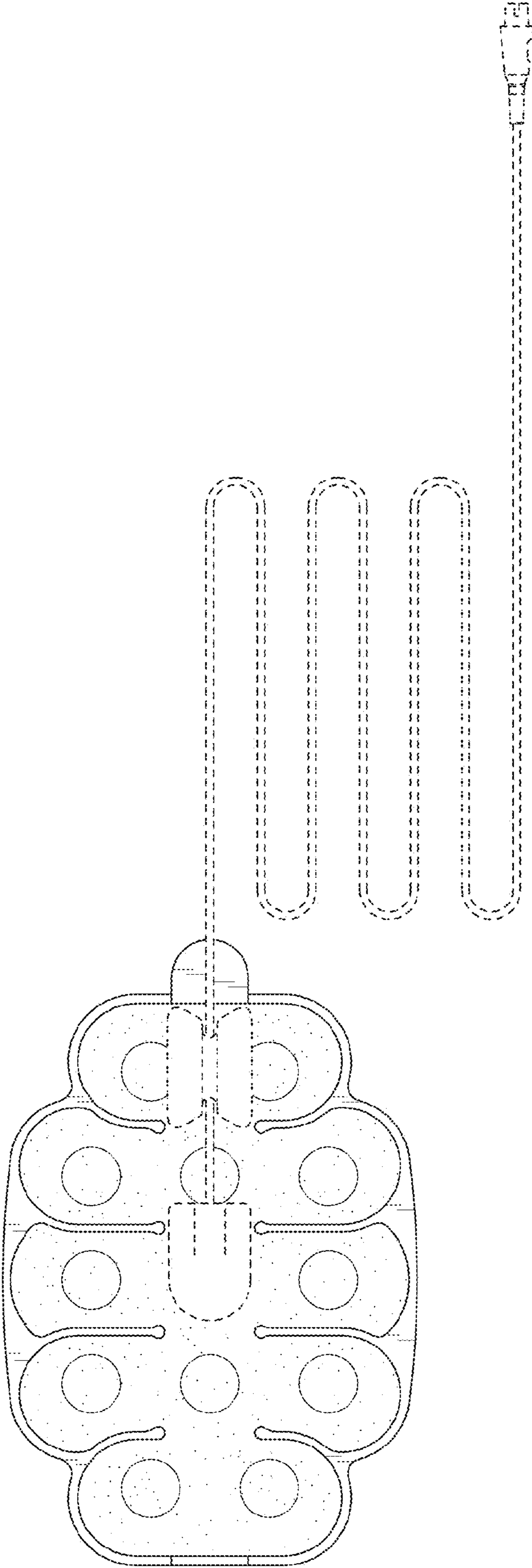


FIG. 2

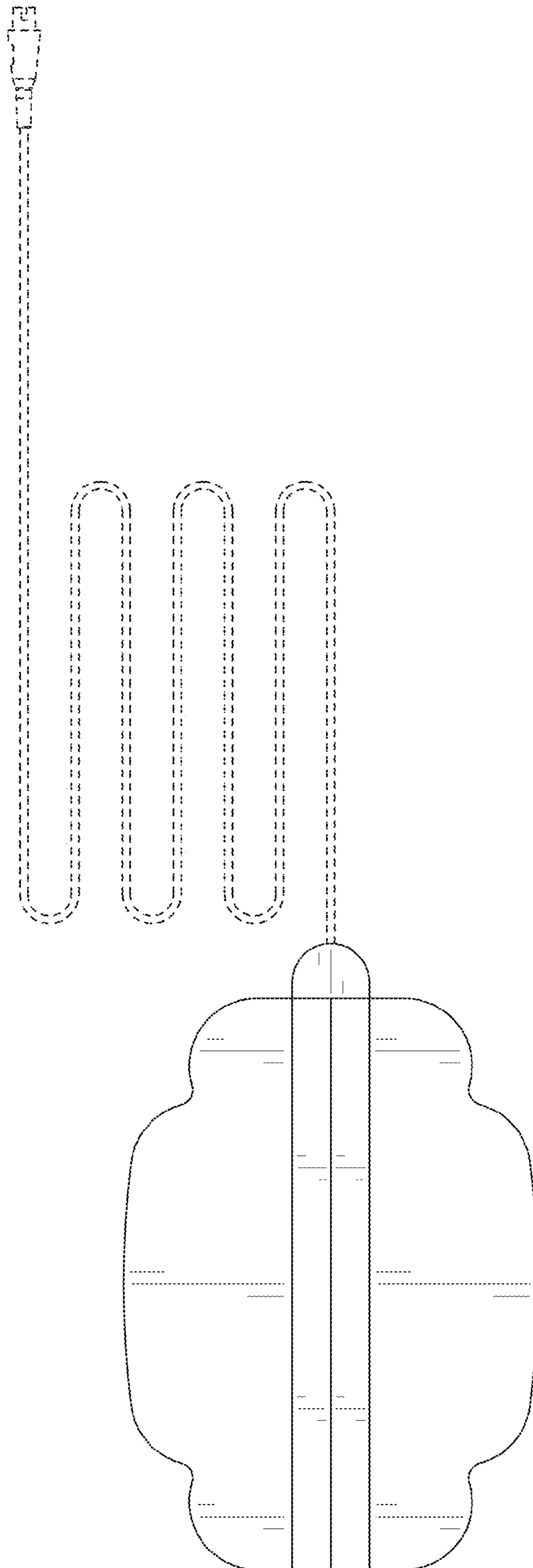


FIG. 3

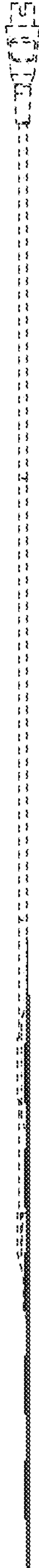


FIG. 4

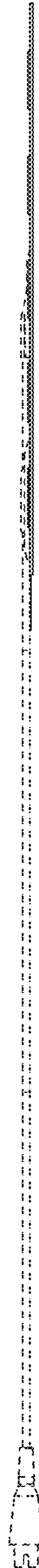


FIG. 5

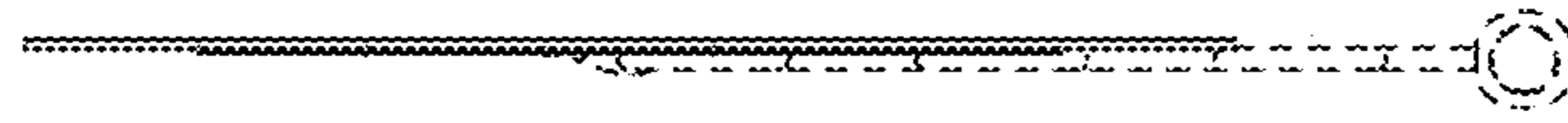


FIG. 6

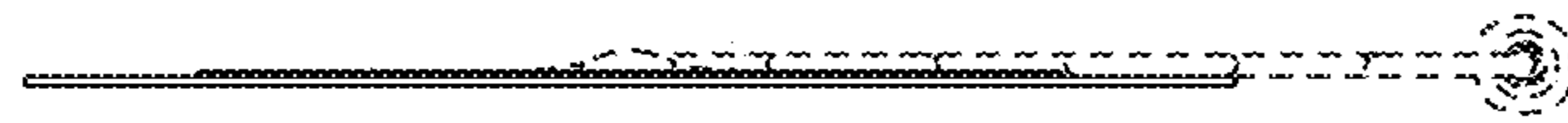


FIG. 7