



US00D959668S

(12) **United States Design Patent** (10) **Patent No.:** **US D959,668 S**
Heusdens et al. (45) **Date of Patent:** **** Aug. 2, 2022**

(54) **DEFIBRILLATOR**

(71) Applicant: **CELLAED LIFE SAVER PTY LTD,**
Elanora Heights (AU)

(72) Inventors: **Marco Heusdens,** Taipei (TW);
Vincent Chen, Taipei (TW); **Berling Tang,** Taipei (TW)

(73) Assignee: **CELLAED LIFE SAVER PTY LTD,**
Elanora Heights (AU)

(**) Term: **15 Years**

(21) Appl. No.: **29/772,109**

(22) Filed: **Feb. 26, 2021**

(30) **Foreign Application Priority Data**

Aug. 31, 2020 (AU) 202014731

(51) **LOC (13) Cl.** **24-01**

(52) **U.S. Cl.**
USPC **D24/167**

(58) **Field of Classification Search**
USPC D24/164, 165, 167, 168, 200, 133, 155;
D13/108
CPC A61N 1/737517; A61N 1/36014; A61N
1/3756; A61N 1/3758; A61N 1/3787;
A61N 1/39; A61N 1/3904; A61N
1/39044; A61N 1/3925; A61N 1/3956;
A61N 1/3968; A61N 1/3975; A61N
1/046; A61N 1/0492

See application file for complete search history.

(56) **References Cited**

U.S. PATENT DOCUMENTS

5,645,586 A * 7/1997 Meltzer A61N 1/3956
220/4.23

5,817,151 A 10/1998 Olson et al.
5,871,505 A 2/1999 Adams et al.

5,908,443 A 6/1999 Brewer et al.
6,353,758 B1 3/2002 Gliner et al.
6,456,877 B1 9/2002 Fishler
6,539,255 B1 3/2003 Brewer et al.
8,615,295 B2 12/2013 Savage et al.
D702,221 S 4/2014 Vandiver
D715,446 S * 10/2014 Lee D24/167
D717,442 S 11/2014 Kaib et al.

(Continued)

FOREIGN PATENT DOCUMENTS

CN 101745180 A 6/2010
EP 2450082 A1 5/2012

(Continued)

OTHER PUBLICATIONS

Dames, J.S., "Monophasic vs Biphasic Waveform Defibrillation,"
AED Superstore Website, published on Mar. 3, 2016, retrieved on
Aug. 14, 2019, and available at <<[https://www.aedsuperstore.com/
resources/monophasic-vs-biphasic/](https://www.aedsuperstore.com/resources/monophasic-vs-biphasic/)>>, 9 pages.

(Continued)

Primary Examiner — Anhdao Doan
(74) *Attorney, Agent, or Firm* — Lee & Hayes, P.C.

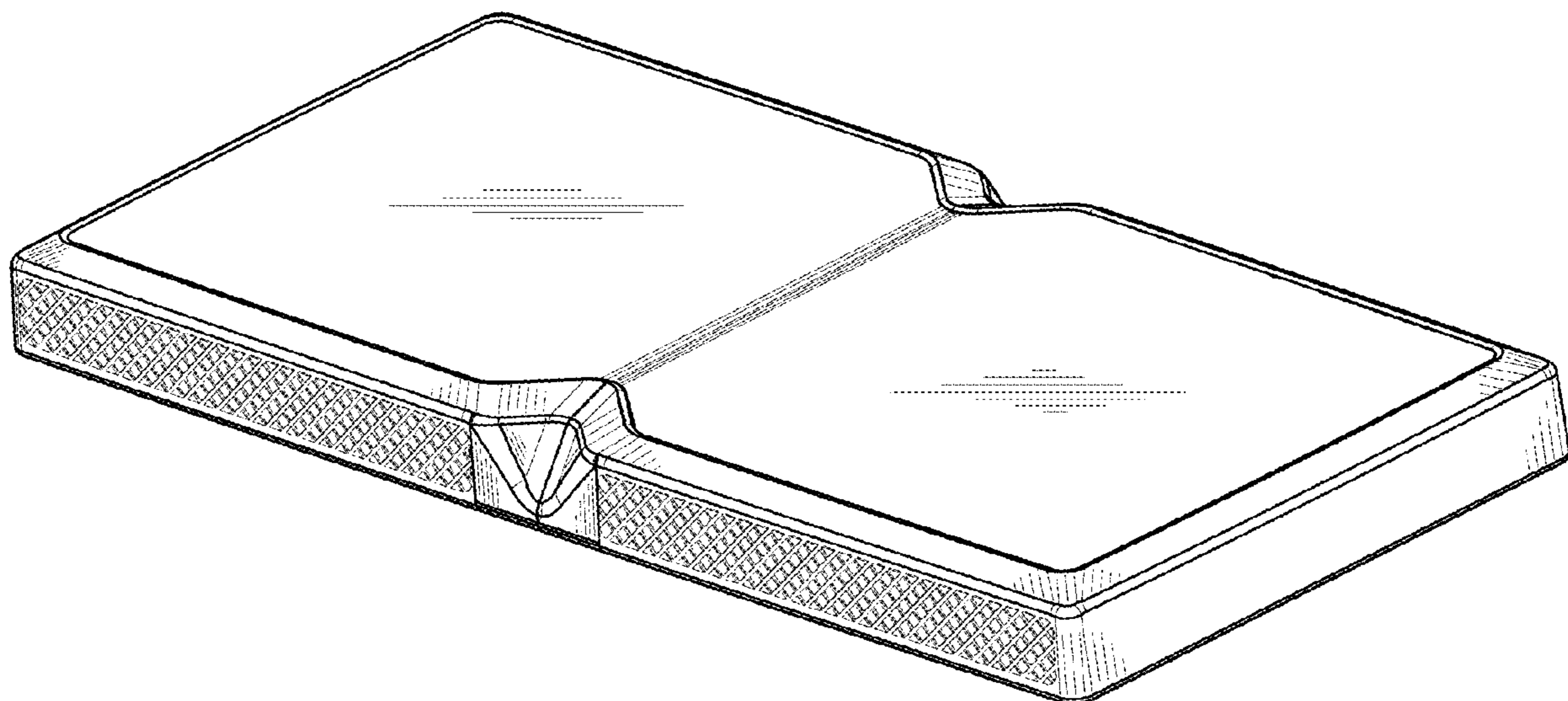
(57) **CLAIM**

The ornamental design for a defibrillator, as shown and
described.

DESCRIPTION

FIG. 1 is a top perspective view of the defibrillator showing
the new design;
FIG. 2 is a bottom perspective view thereof;
FIG. 3 is a top view thereof;
FIG. 4 is a bottom view thereof;
FIG. 5 is a front view thereof;
FIG. 6 is a back view thereof;
FIG. 7 is a left view thereof; and,
FIG. 8 is a right view thereof.

1 Claim, 6 Drawing Sheets



(56)

References Cited

U.S. PATENT DOCUMENTS

D717,444 S 11/2014 Pastrick et al.
 D764,670 S 8/2016 Finch et al.
 D803,546 S 11/2017 Ackeret et al.
 10,226,615 B2 3/2019 Lang et al.
 D886,302 S 6/2020 Raghavan et al.
 D890,346 S 7/2020 Lam et al.
 D893,032 S 8/2020 Smith et al.
 10,799,709 B2 10/2020 Teber et al.
 D909,584 S 2/2021 Kalchman et al.
 D914,896 S 3/2021 Hoshino et al.
 D933,824 S * 10/2021 Heusdens D24/167
 D942,013 S * 1/2022 Heusdens D24/167
 2004/0260376 A1 12/2004 Craige, III et al.
 2005/0244709 A1 11/2005 Bucher
 2006/0247688 A1* 11/2006 Olson A61N 1/375
 607/5
 2007/0142865 A1* 6/2007 Bardy A61N 1/0504
 607/5
 2009/0240297 A1 9/2009 Shavit et al.
 2010/0241181 A1 9/2010 Savage et al.
 2012/0310315 A1 12/2012 Savage et al.
 2014/0039593 A1 2/2014 Savage et al.
 2014/0107718 A1 4/2014 Foote et al.

2014/0317914 A1 10/2014 Shaker
 2016/0271408 A1 9/2016 Newton et al.
 2017/0157415 A1 6/2017 Horseman et al.
 2019/0117983 A1 4/2019 Andrews et al.
 2019/0329057 A1 10/2019 Teber et al.

FOREIGN PATENT DOCUMENTS

WO 2001/010496 A2 2/2001
 WO 2007/069162 A1 6/2007
 WO 2007/135599 A2 11/2007
 WO 2008/057302 A2 5/2008
 WO 2010/149492 A1 12/2010
 WO 2015/143460 A1 10/2015
 WO 2016/095800 A1 6/2016
 WO 2016/149680 A1 9/2016

OTHER PUBLICATIONS

Okamura, et al., "Evaluation of a Unique Defibrillation Unit with Dual-Vector Biphasic Waveform Capabilities: Towards a Miniaturized Defibrillator", Pacing and clinical electrophysiology : PACE, 40(2), Feb. 2017, pp. 108-114.

* cited by examiner

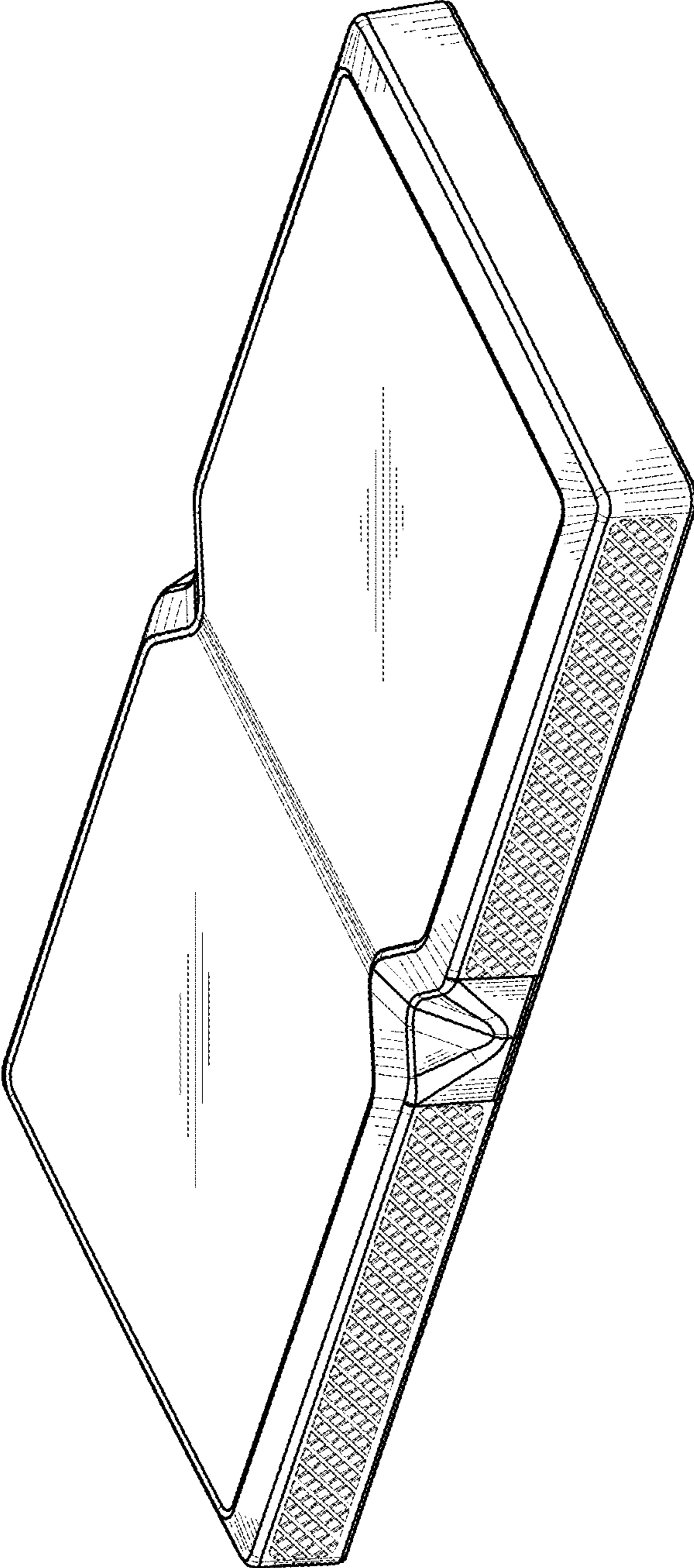


FIG. 1

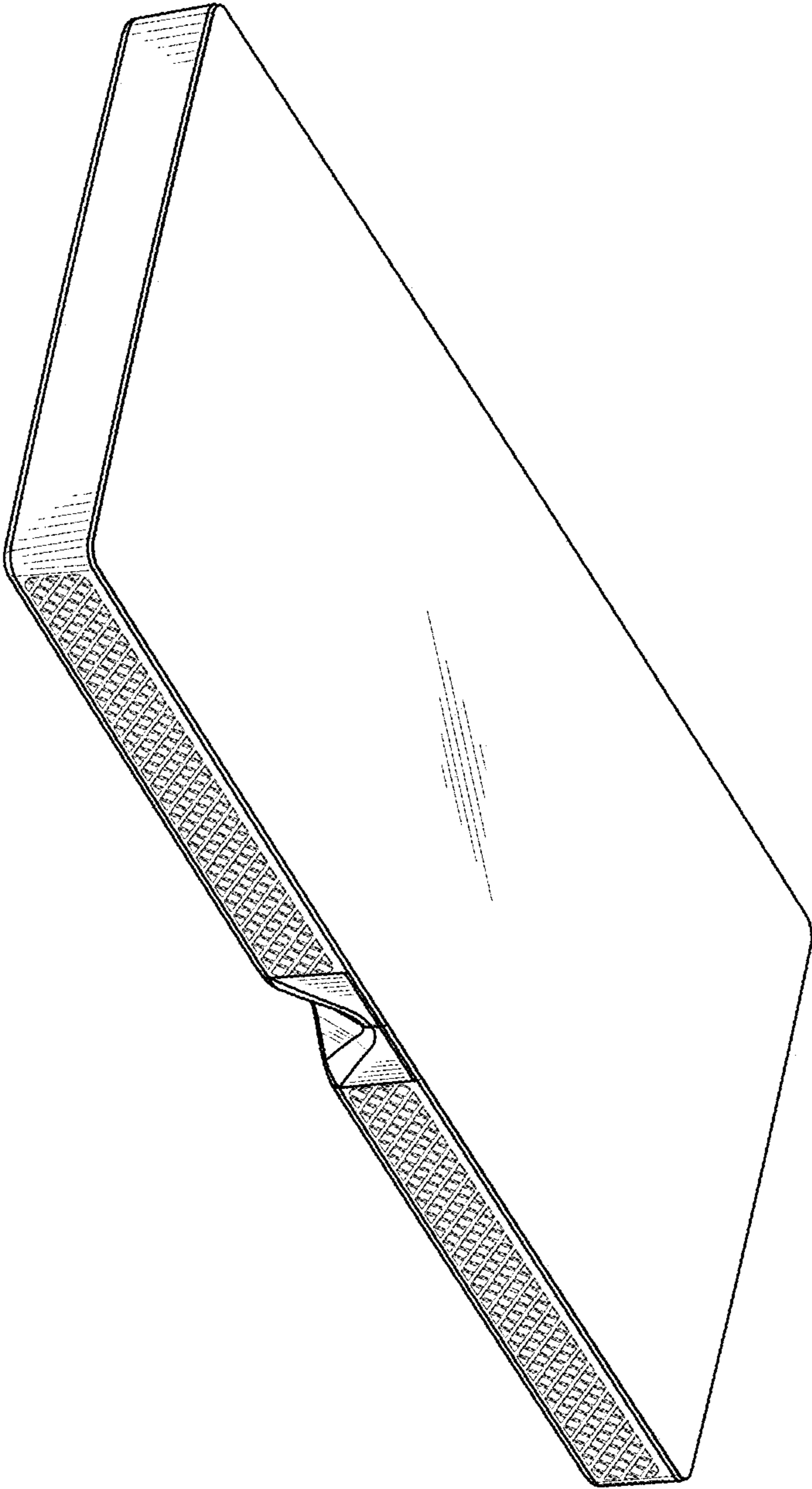


FIG. 2

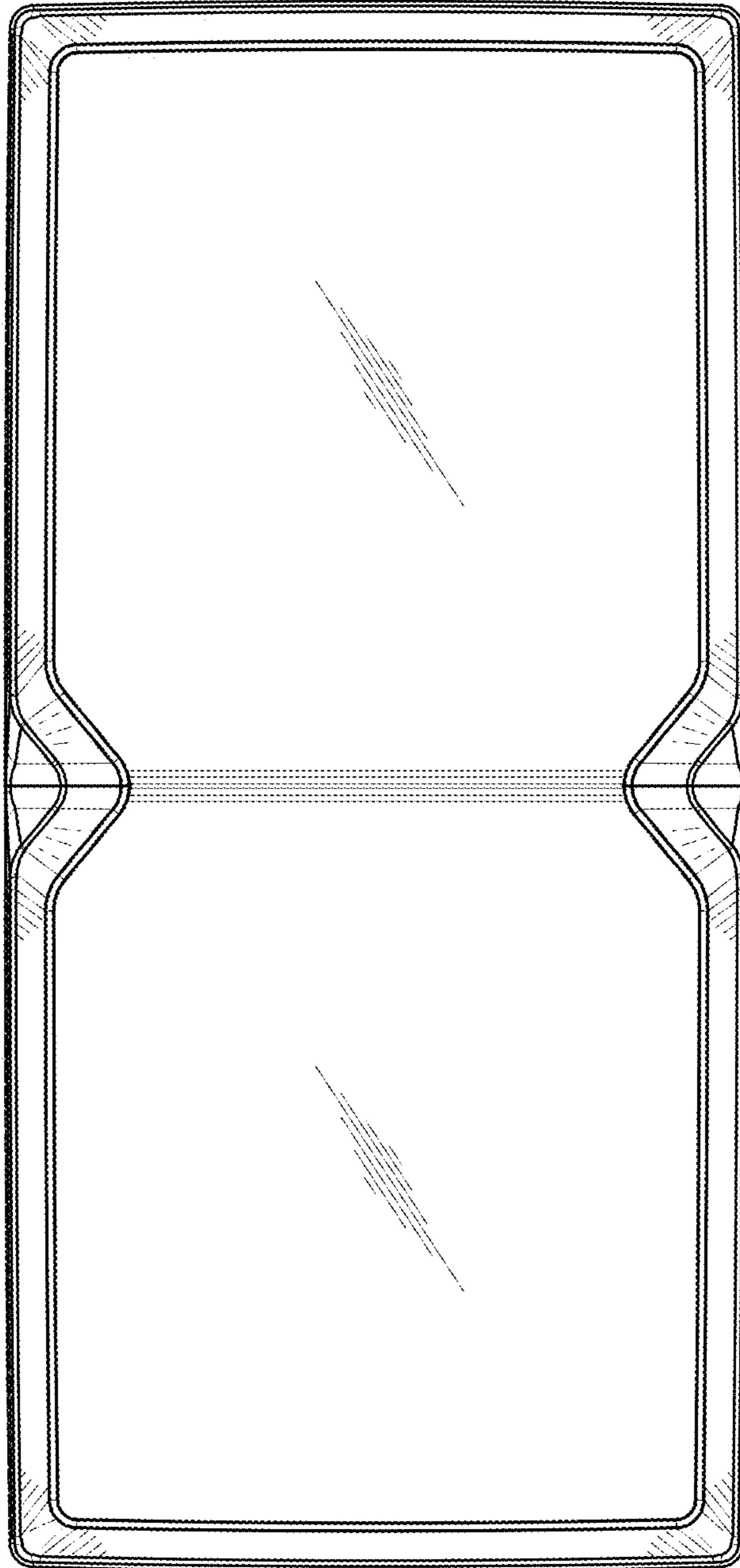


FIG. 3




FIG. 4

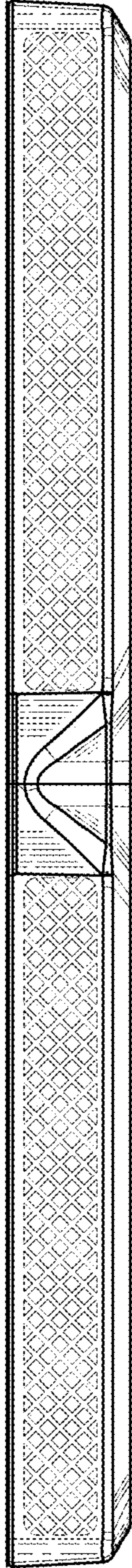


FIG. 6

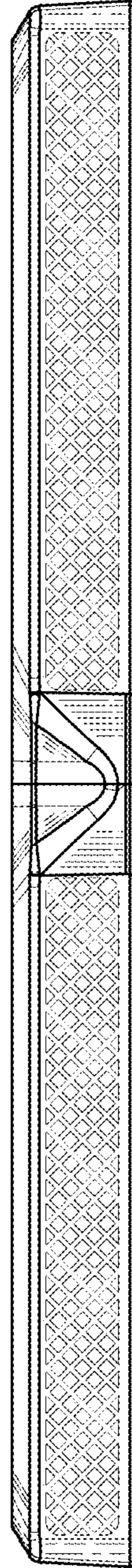


FIG. 5




FIG. 7




FIG. 8