



US00D959627S

(12) **United States Design Patent**  
**Huang**

(10) **Patent No.:** **US D959,627 S**

(45) **Date of Patent:** **\*\* Aug. 2, 2022**

(54) **DEHUMIDIFIER**

(71) Applicant: **XiaoZhou Huang**, Puning (CN)

(72) Inventor: **XiaoZhou Huang**, Puning (CN)

(\*\*) Term: **15 Years**

(21) Appl. No.: **29/752,712**

(22) Filed: **Sep. 29, 2020**

(51) **LOC (13) Cl.** ..... **23-04**

(52) **U.S. Cl.**  
USPC ..... **D23/359**

(58) **Field of Classification Search**  
USPC ..... D24/355-366, 352, 369, 332, 333, 335,  
D24/336, 342, 351; 422/120, 122;  
55/356, 473, 504; 96/97; 261/DIG. 17,  
261/DIG. 65, DIG. 88, DIG. 31  
CPC .. A61L 9/16; A61L 9/22; B01D 47/00; B01D  
47/027; B01D 2221/02; B01D 2259/4508;  
B03C 3/155; B03C 3/368; F24F 3/16;  
F24F 13/20; F24F 13/28  
See application file for complete search history.

(56) **References Cited**

**U.S. PATENT DOCUMENTS**

D844,766 S \* 4/2019 Miao ..... D23/364  
D876,599 S \* 2/2020 He ..... D23/364  
D890,904 S \* 7/2020 Farone ..... D23/364

D893,009 S \* 8/2020 Choi ..... D23/364  
10,823,434 B2 \* 11/2020 Shin ..... F24F 1/02  
D915,573 S \* 4/2021 Zheng ..... D23/359  
D918,365 S \* 5/2021 Li ..... D23/359  
D918,366 S \* 5/2021 Li ..... D23/359  
D918,367 S \* 5/2021 Li ..... D23/359  
D919,780 S \* 5/2021 Li ..... D23/359  
D923,769 S \* 6/2021 Huang ..... D23/359  
11,054,153 B2 \* 7/2021 Myeong ..... F24F 1/022  
D935,006 S \* 11/2021 Huang ..... D23/359

\* cited by examiner

*Primary Examiner* — David G Muller

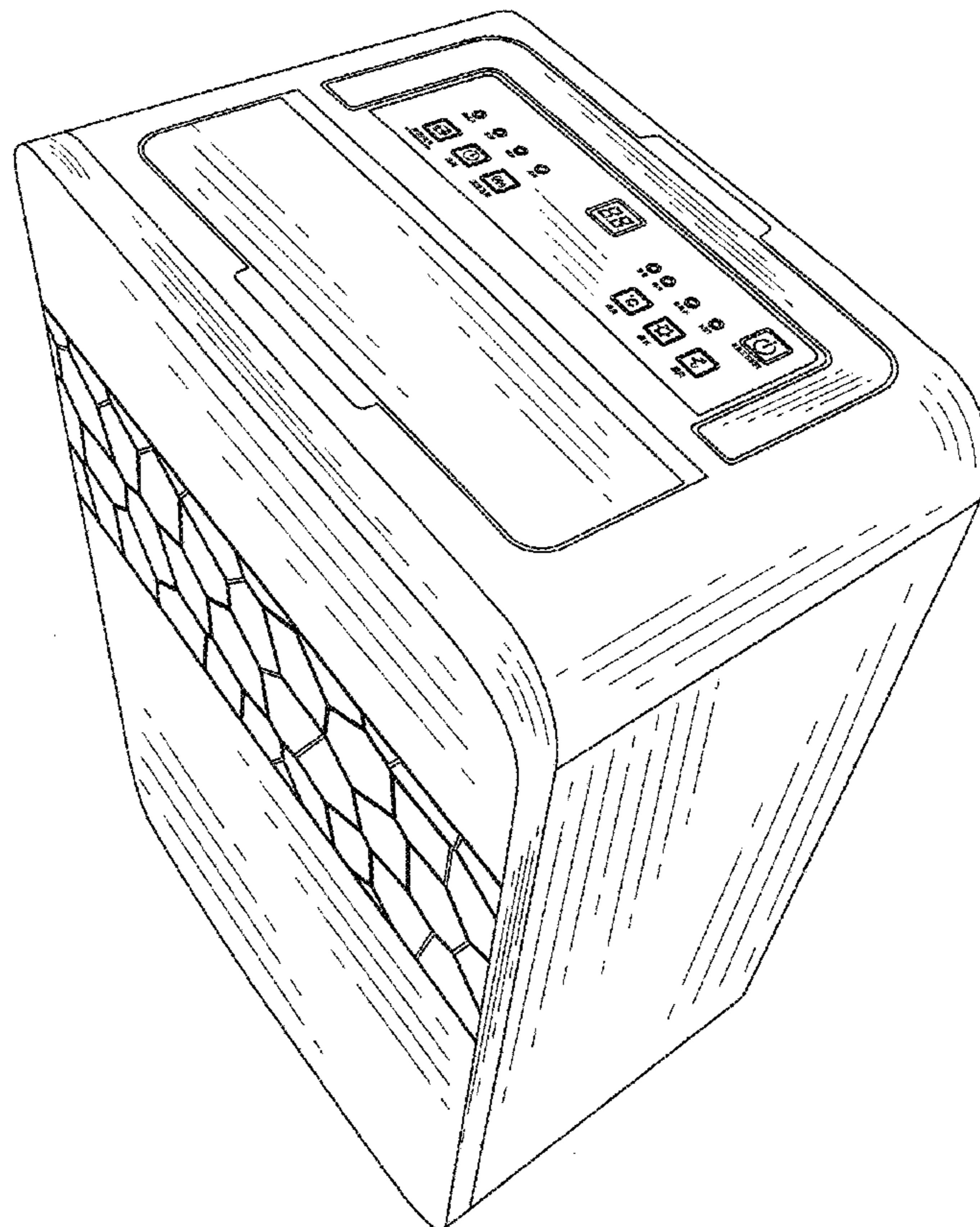
(57) **CLAIM**

The ornamental design for a dehumidifier, as shown and described.

**DESCRIPTION**

FIG. 1 is a front and top perspective view of a dehumidifier showing my new design;  
FIG. 2 is a bottom perspective view thereof;  
FIG. 3 is a front elevation view thereof;  
FIG. 4 is a rear elevation view thereof;  
FIG. 5 is a left side elevation view thereof;  
FIG. 6 is a right side elevation view thereof;  
FIG. 7 is a top plan view thereof; and,  
FIG. 8 is a bottom plan view thereof.  
The broken lines shown in the drawings are for the purposes of illustrating portions of the article and form no part of the claimed design.

**1 Claim, 8 Drawing Sheets**



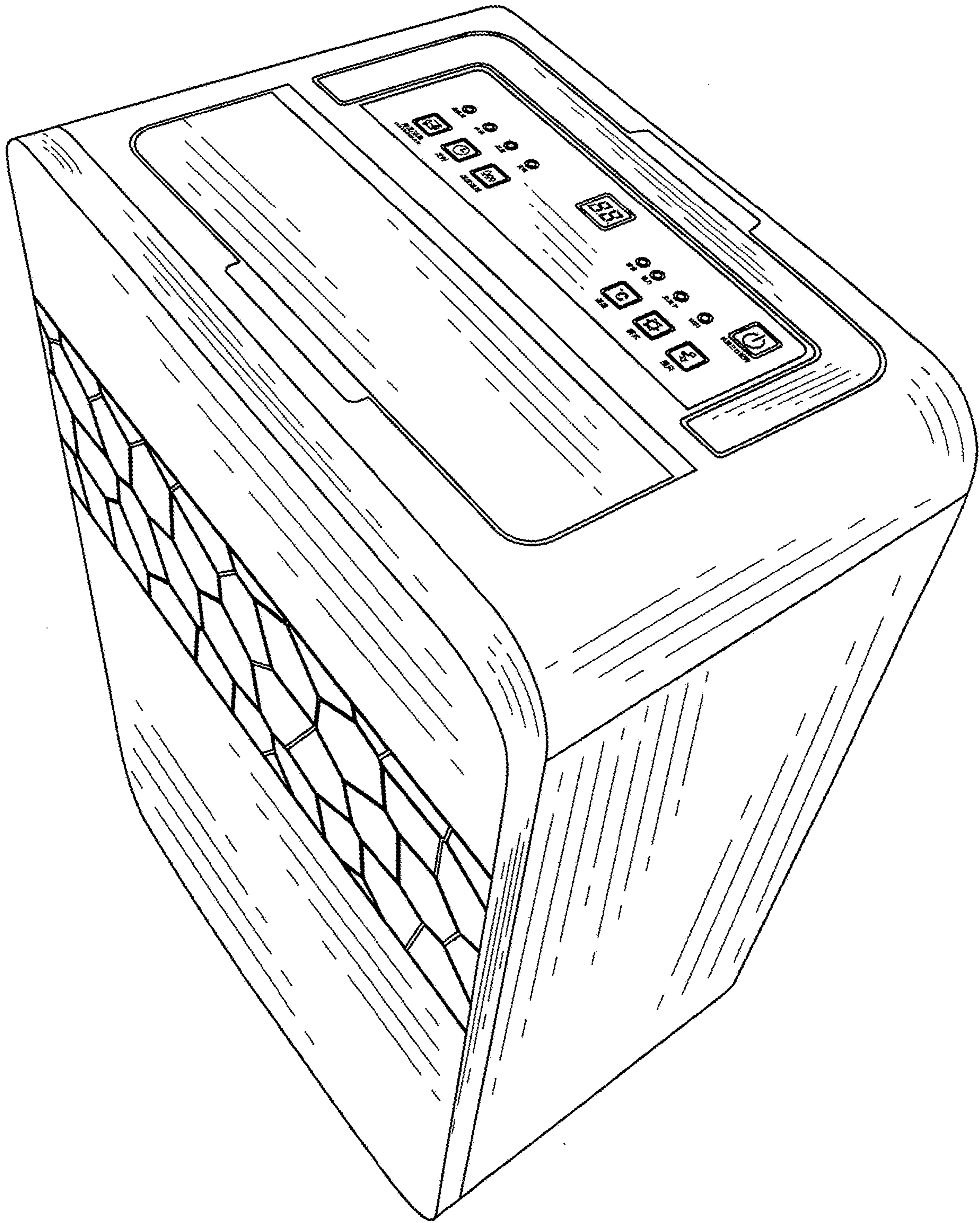


FIG. 1

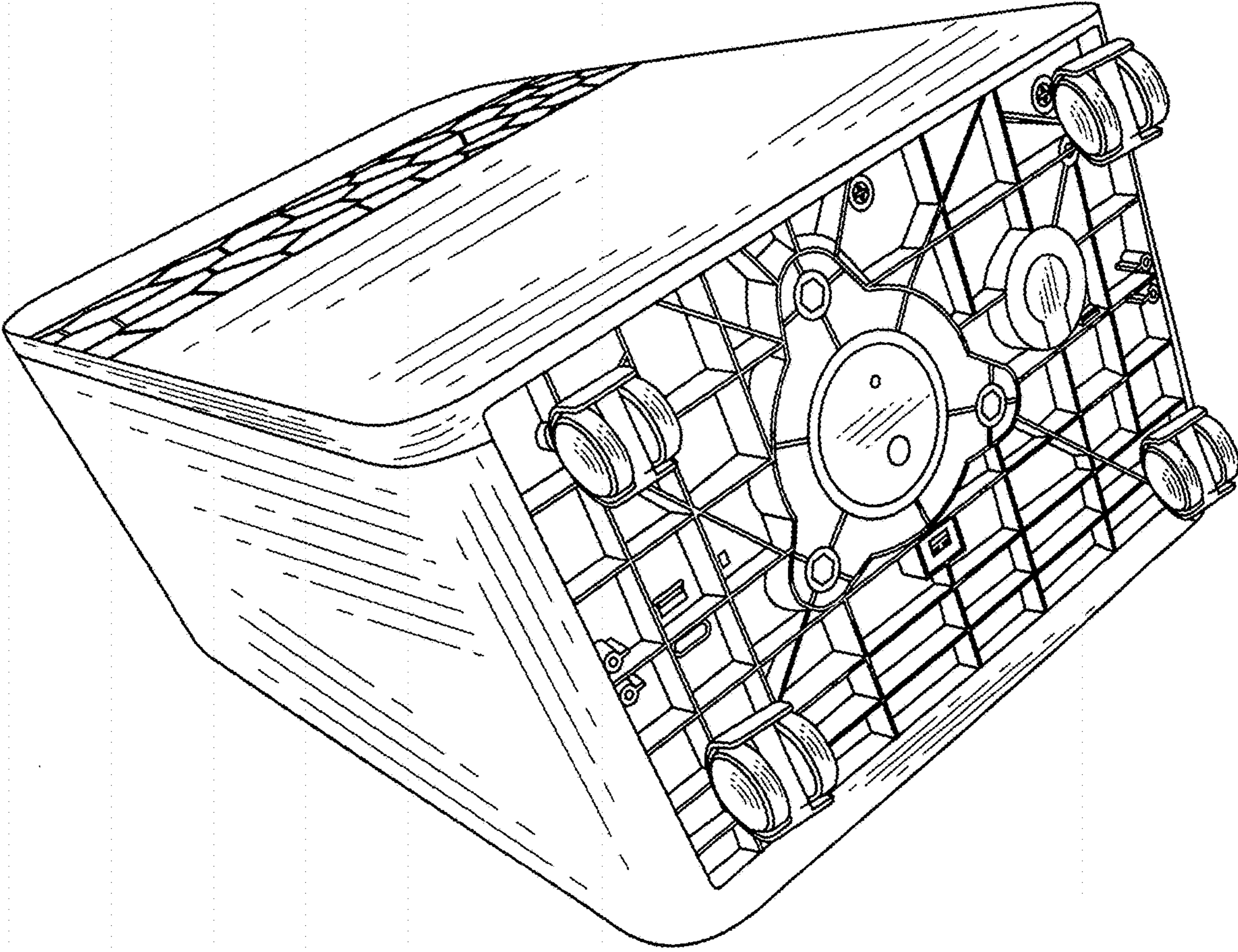


FIG. 2




FIG. 3

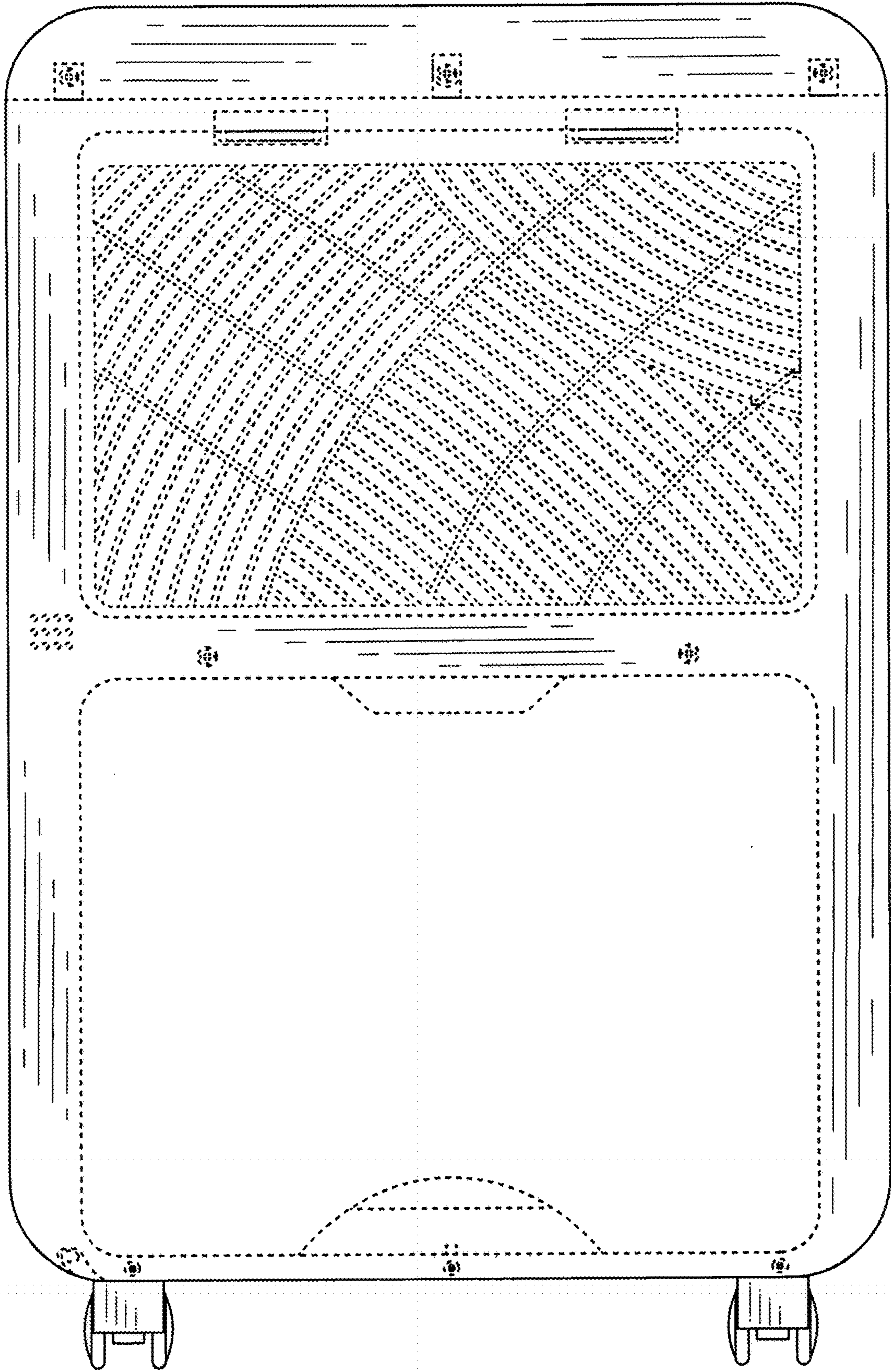


FIG. 4




FIG. 5




FIG. 6




FIG. 7



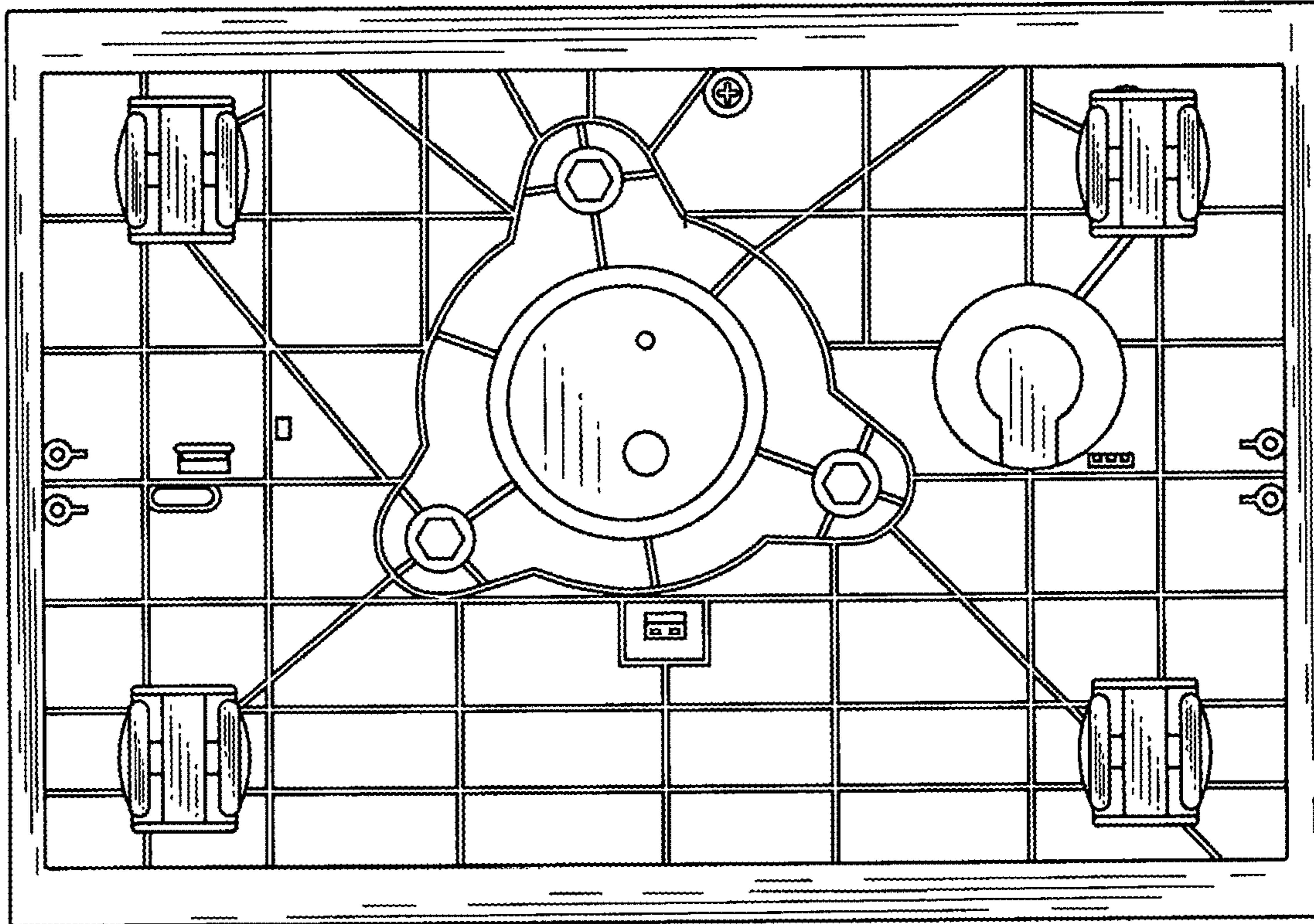


FIG. 8