



US00D959623S

(12) **United States Design Patent** (10) **Patent No.:** **US D959,623 S**  
**Kergoët** (45) **Date of Patent:** **\*\* Aug. 2, 2022**

- (54) **TOILET**
- (71) Applicant: **Kohler Co.**, Kohler, WI (US)
- (72) Inventor: **François Kergoët**, Malakoff (FR)
- (73) Assignee: **KOHLER CO.**, Kohler, WI (US)
- (\*\*) Term: **15 Years**
- (21) Appl. No.: **29/743,557**
- (22) Filed: **Jul. 22, 2020**

- D523,541 S 6/2006 Soulier
- D531,288 S 10/2006 Soulier
- D594,098 S 6/2009 Paterson
- D594,536 S 6/2009 Kawai et al.
- D603,029 S 10/2009 Bucher
- D603,944 S 11/2009 Grover et al.
- D615,635 S 5/2010 Hanna
- D616,077 S 5/2010 Lin et al.
- D618,325 S 6/2010 Deng
- D621,011 S 8/2010 Bucher
- D621,487 S 8/2010 Toyohara

(Continued)

**Related U.S. Application Data**

- (62) Division of application No. 29/711,355, filed on Oct. 30, 2019, now Pat. No. Des. 893,687, which is a division of application No. 29/646,763, filed on May 7, 2018, now Pat. No. Des. 869,624.
- (51) **LOC (13) Cl.** ..... **23-02**
- (52) **U.S. Cl.**  
USPC ..... **D23/309; D23/295**
- (58) **Field of Classification Search**  
USPC ..... D23/295-303, 309, 311-313  
CPC ..... A47K 11/02; A47K 11/026; A47K 11/00;  
A47K 13/00; E03D 11/18; E03D 5/10;  
E03D 13/00  
See application file for complete search history.

(56) **References Cited**

**U.S. PATENT DOCUMENTS**

- D338,951 S 8/1993 Witzig
- D379,217 S 5/1997 Kergoët
- D406,325 S 3/1999 Nagato
- D412,742 S 8/1999 Soulier
- D422,063 S 3/2000 Moon
- D443,346 S 6/2001 Kawamura
- D455,202 S 4/2002 Soulier
- D460,812 S 7/2002 Tani
- D465,562 S 11/2002 Moore
- D477,061 S 7/2003 Schriefer

**OTHER PUBLICATIONS**

Kohler 2016 Fixtures Price book pp. 314-347.

*Primary Examiner* — John A Voytek

(74) *Attorney, Agent, or Firm* — Foley & Lardner LLP

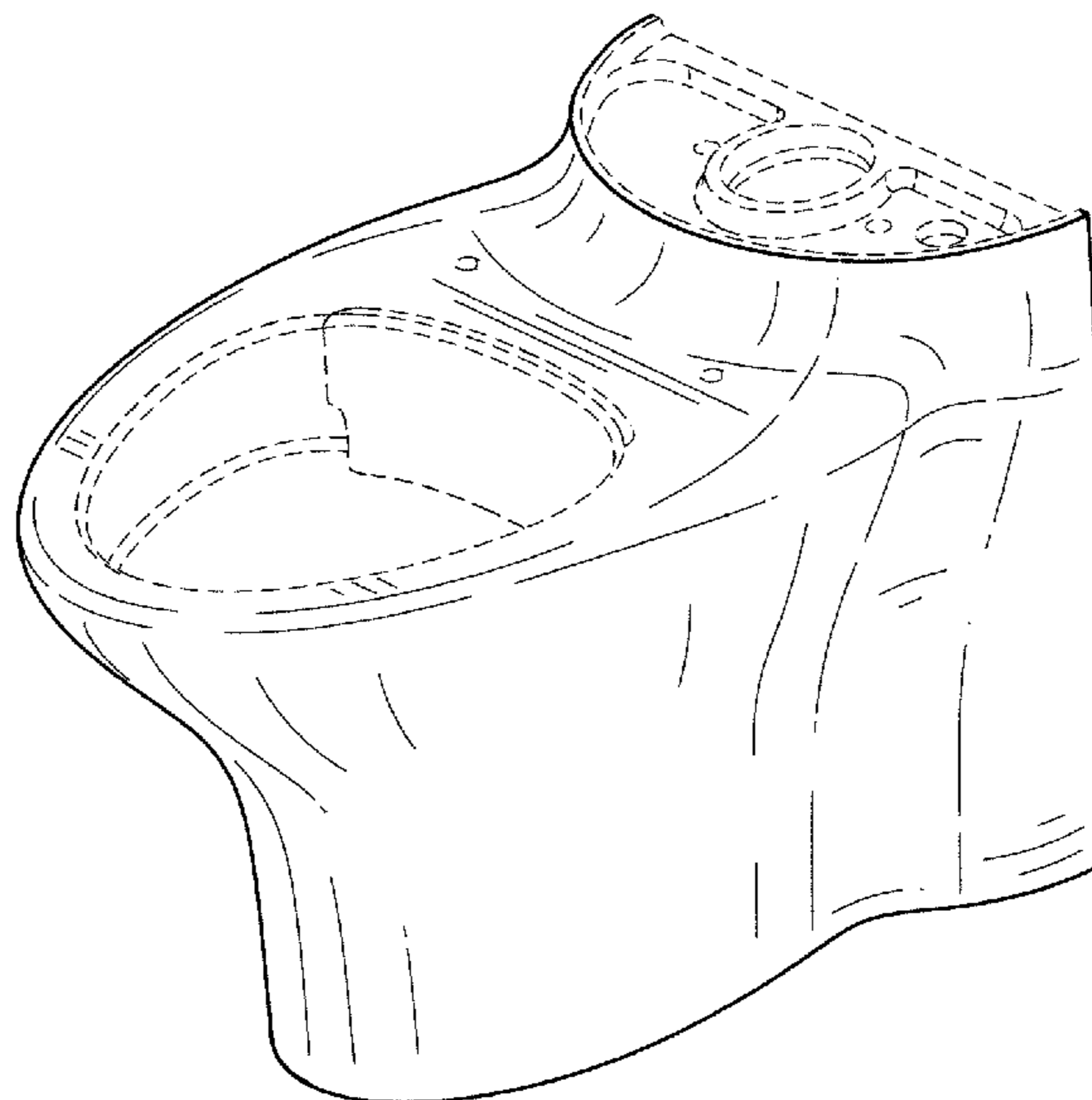
(57) **CLAIM**

I claim the ornamental design for a toilet, as shown and described.

**DESCRIPTION**

FIG. 1 is a perspective view of a toilet base of the claimed design;  
 FIG. 2 is a front view of the claimed design shown in FIG. 1;  
 FIG. 3 is a rear view of the claimed design shown in FIG. 1;  
 FIG. 4 is a top view of the claimed design shown in FIG. 1;  
 FIG. 5 is a bottom view of the claimed design shown in FIG. 1;  
 FIG. 6 is a side view of the claimed design shown in FIG. 1; and,  
 FIG. 7 is another side view of the claimed design shown in FIG. 1.  
 In the drawings, the broken lines depict portions of the toilet that form no part of the claimed design.

**1 Claim, 5 Drawing Sheets**



(56)

**References Cited**

U.S. PATENT DOCUMENTS

D624,997 S	10/2010	Schonherr et al.	D802,106 S	11/2017	Stevenson et al.	
D639,406 S	6/2011	Bickerstaffe et al.	D807,480 S *	1/2018	Chuk .....	D23/301
D652,493 S	1/2012	Bucher	D811,562 S	2/2018	Snyder et al.	
D690,402 S	9/2013	Bates et al.	D815,262 S *	4/2018	Bates .....	D23/313
D693,910 S	11/2013	Bates et al.	D831,799 S	10/2018	Obara et al.	
D693,912 S	11/2013	Fullerton et al.	D844,118 S	3/2019	Jeong et al.	
D701,949 S	4/2014	Bates et al.	D869,624 S	12/2019	Kergoet	
D702,819 S	4/2014	Garland et al.	D893,686 S *	8/2020	Uceda .....	D23/301
D702,820 S	4/2014	Spangler	D893,688 S	8/2020	Lee et al.	
D703,796 S	4/2014	McKeone et al.	D897,509 S	9/2020	Wang et al.	
D703,797 S	4/2014	Shinozaki	D897,510 S	9/2020	Guan et al.	
D720,840 S	1/2015	Garland et al.	D901,649 S *	11/2020	Uceda .....	D23/301
D764,643 S	8/2016	Nakabayashi et al.	D902,363 S *	11/2020	Uceda .....	D23/309
D767,742 S	9/2016	Bates et al.	D940,286 S	1/2022	Gong et al.	
D797,911 S	9/2017	Mesun et al.	2006/0112478 A1	6/2006	Kolar et al.	
D801,493 S	10/2017	Bates et al.	2015/0267387 A1 *	9/2015	Shinohara .....	E03D 5/10 4/313
			2021/0040717 A1 *	2/2021	Kitaura .....	E03D 5/024

\* cited by examiner

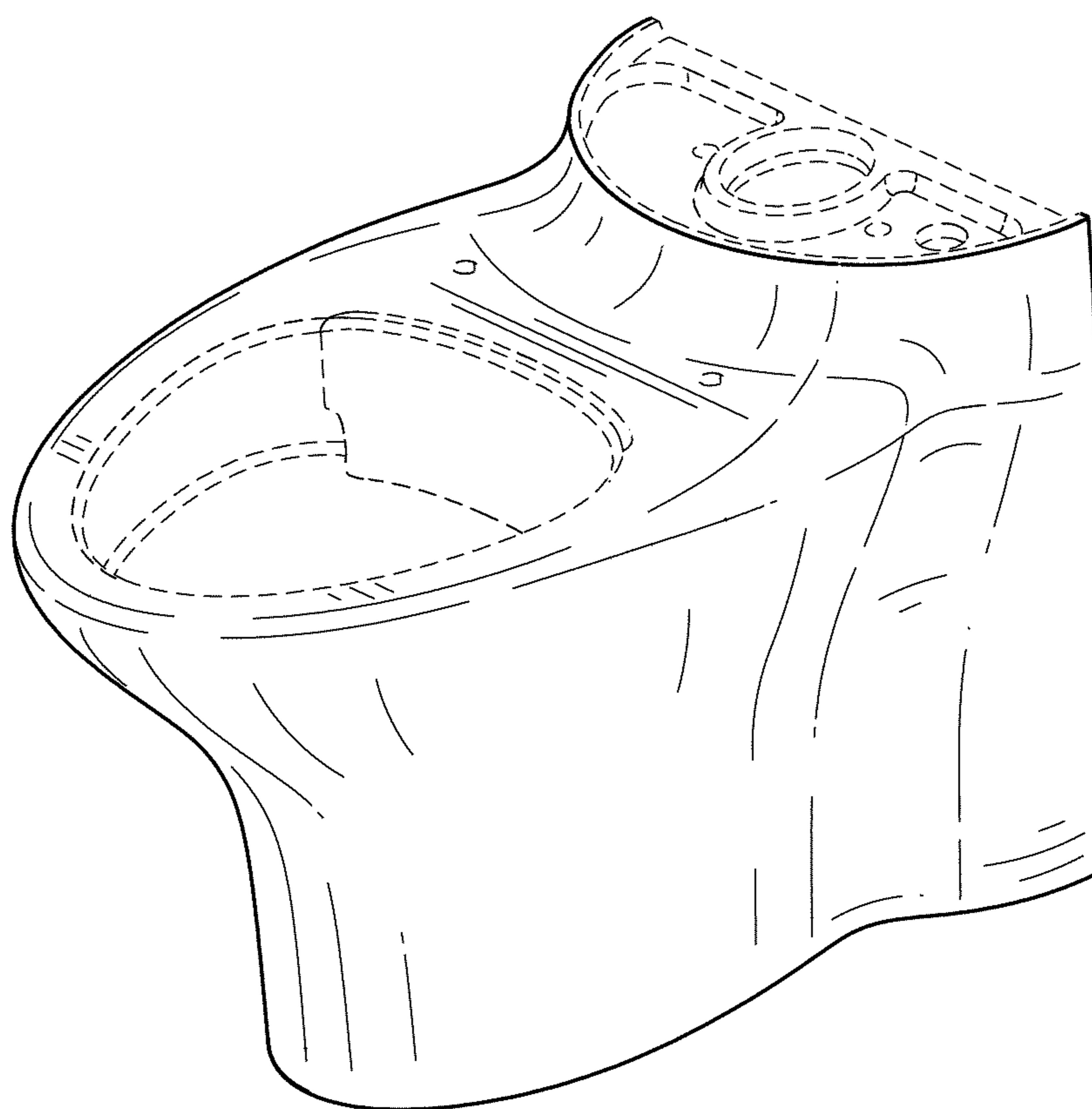


FIG. 1




FIG. 2

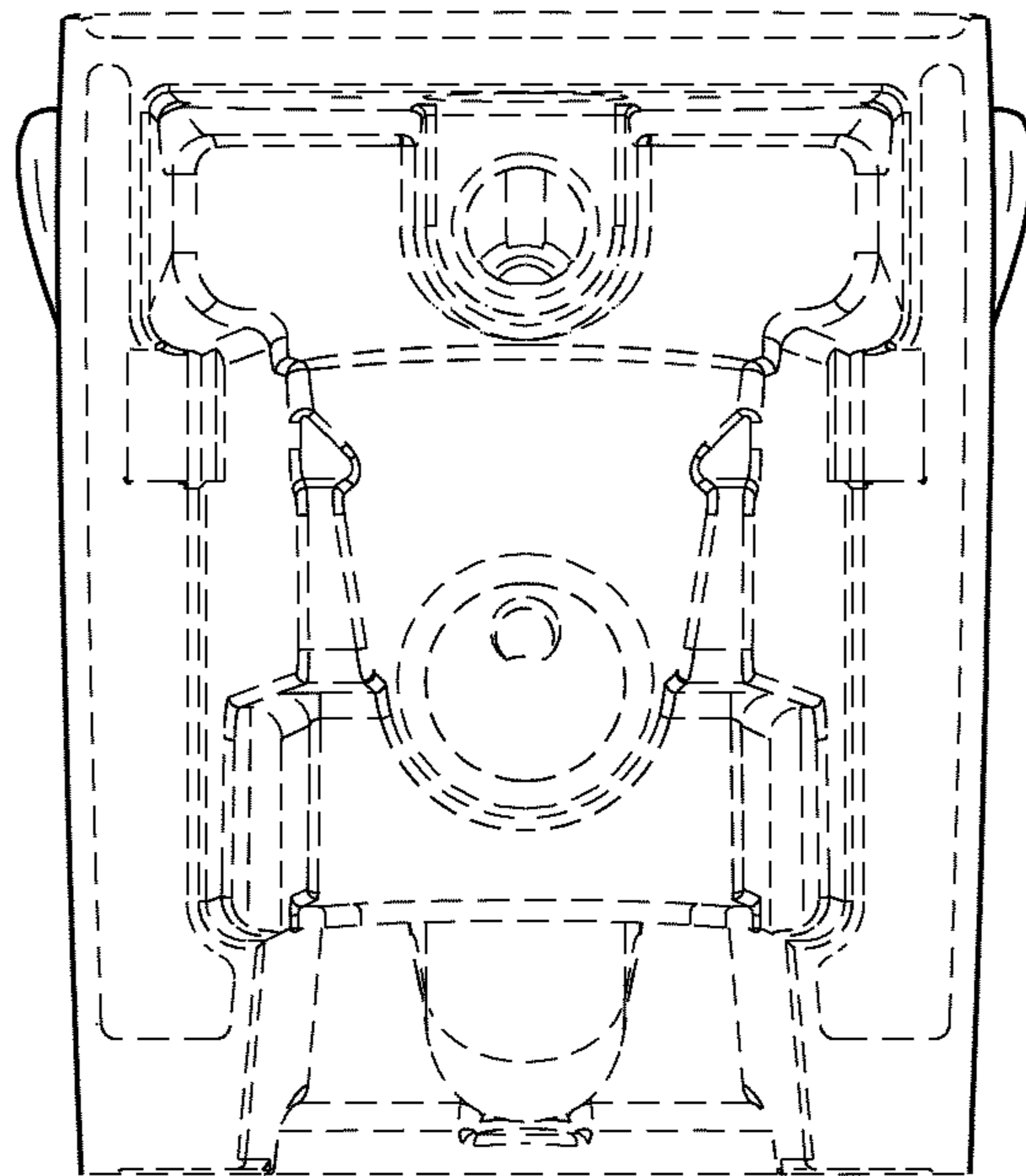


FIG. 3

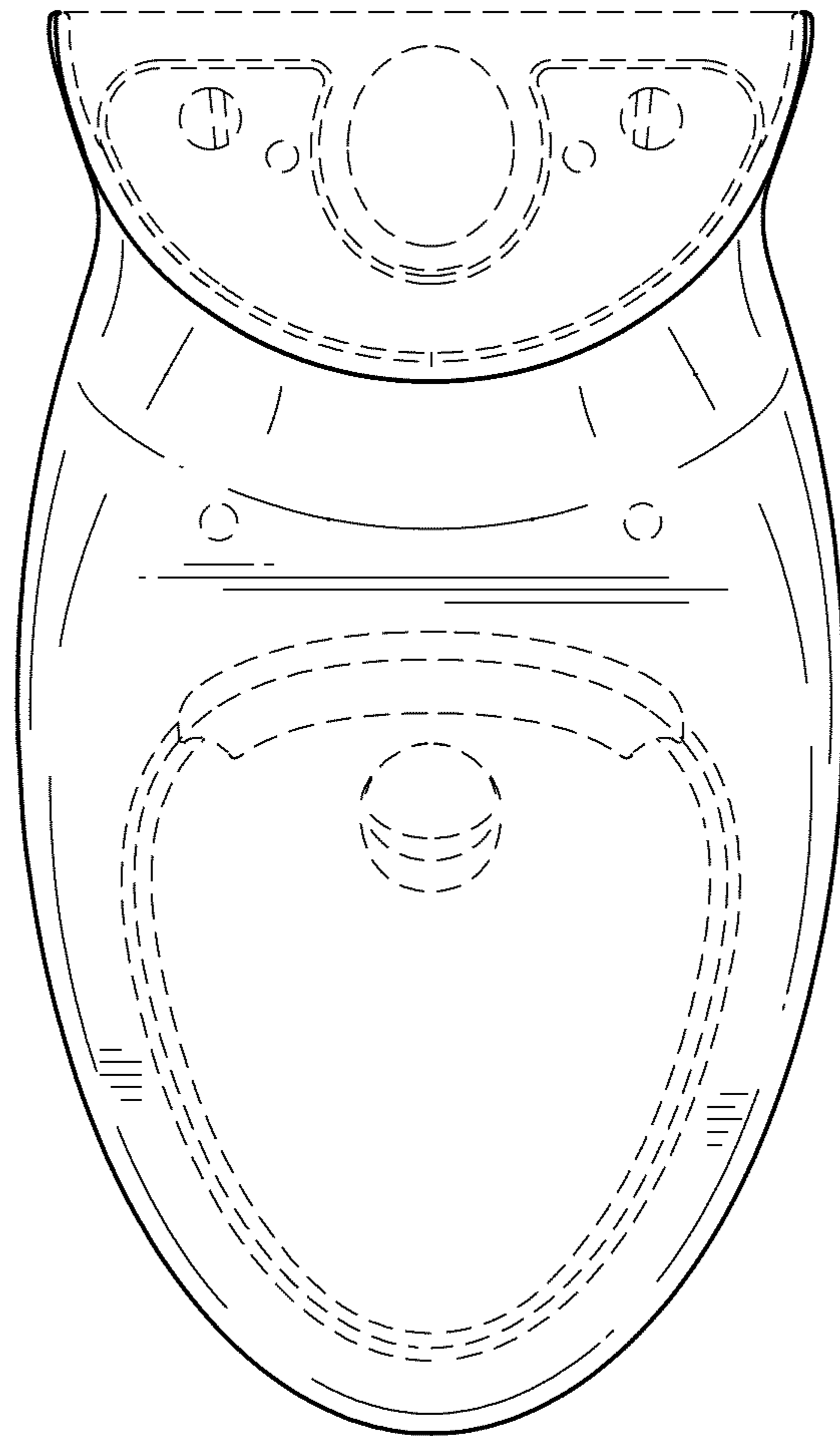


FIG. 4

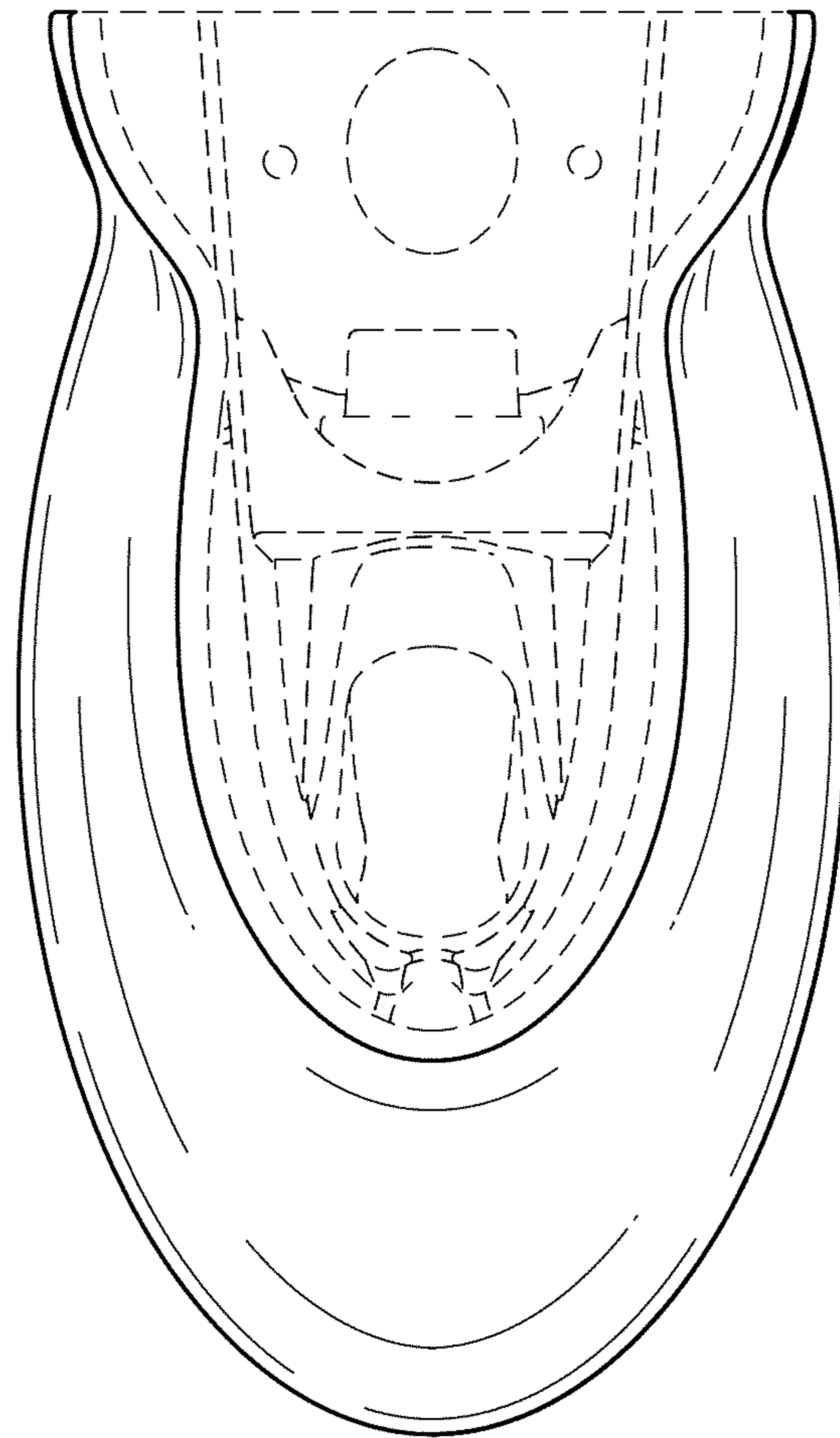


FIG. 5

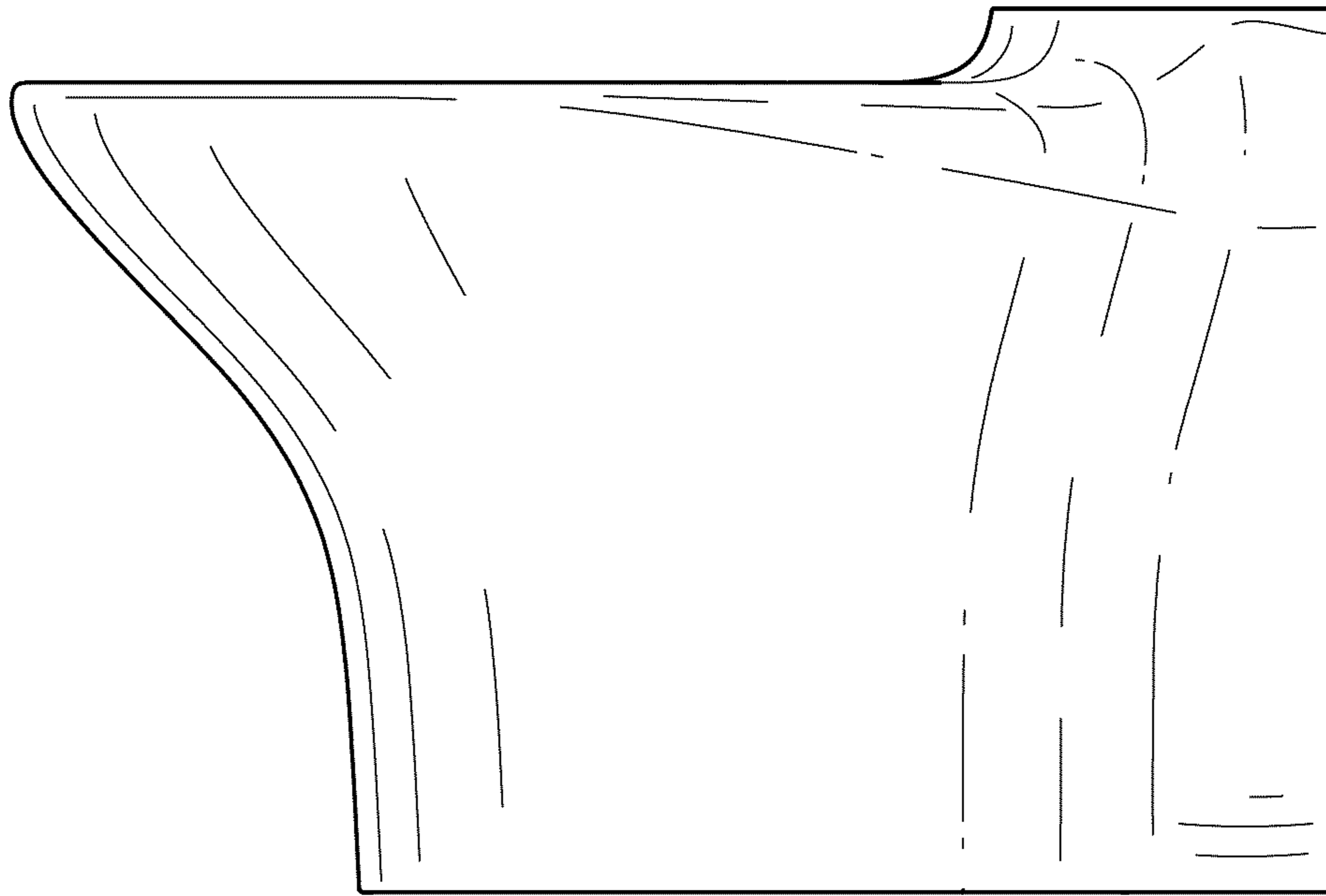


FIG. 6

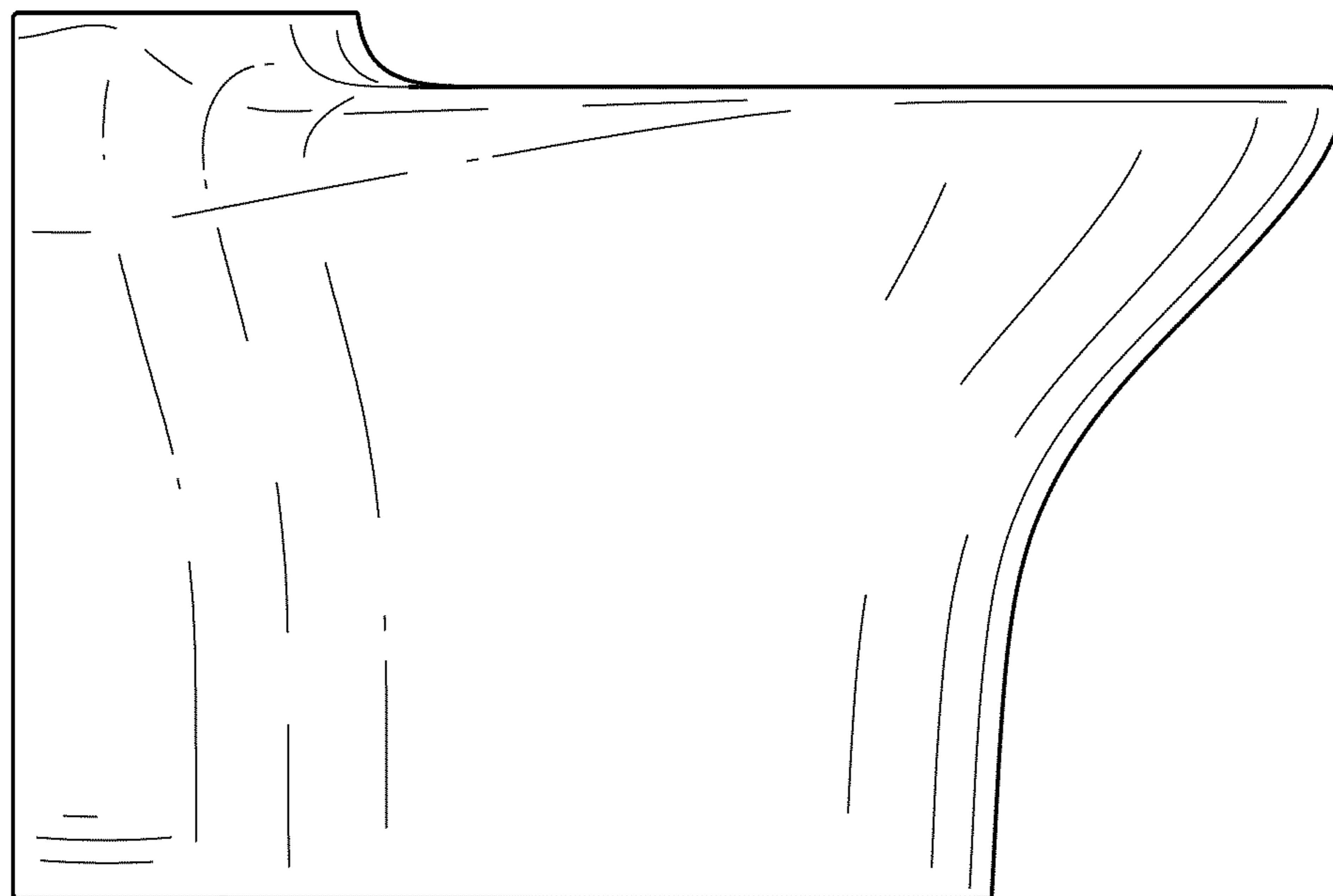


FIG. 7