



US00D959620S

(12) **United States Design Patent**  
**Lejoly**

(10) **Patent No.:** **US D959,620 S**

(45) **Date of Patent:** **\*\* Aug. 2, 2022**

(54) **SINK**

D612,025 S \* 3/2010 Tanus ..... D23/293.1  
D827,112 S \* 8/2018 Stevenson ..... D23/308

(71) Applicant: **Duravit Aktiengesellschaft**, Hornberg  
(DE)

\* cited by examiner

(72) Inventor: **Bertrand Lejoly**, Antwerp (BE)

*Primary Examiner* — Robert A Delehanty

(74) *Attorney, Agent, or Firm* — Florek & Endres PLLC

(73) Assignee: **DURAVIT AKTIENGESELLSCHAFT**, Hornberg  
(DE)

(57) **CLAIM**

The ornamental design for a sink, as shown and described.

(\*\*) Term: **15 Years**

**DESCRIPTION**

(21) Appl. No.: **29/756,717**

The patent or application file contains at least one drawing executed in color. Copies of this patent or patent application publication with color drawing(s) will be provided by the Office upon request and payment of the necessary fee.

(22) Filed: **Oct. 30, 2020**

(51) **LOC (13) Cl.** ..... **23-02**

FIG. 1 is a perspective view of the sink of the present invention.

(52) **U.S. Cl.**

USPC ..... **D23/284**

FIG. 2 is a front elevation of the sink of the present invention.

(58) **Field of Classification Search**

USPC ..... D23/284, 286–287, 290–293.1, 308

See application file for complete search history.

FIG. 3 is a rear elevation of the sink of the present invention.

FIG. 4 is a right side elevation of the sink of the present invention.

(56) **References Cited**


FIG. 5 is a left side elevation of the sink of the present invention.

FIG. 6 is a top view of the sink of the present invention; and, FIG. 7 is a bottom view of the sink of the present invention.

**U.S. PATENT DOCUMENTS**

D191,432 S \* 10/1961 Chapman ..... D23/286  
D470,928 S \* 2/2003 Kawamura ..... D23/292  
D470,929 S \* 2/2003 Kawamura ..... D23/293.1

**1 Claim, 3 Drawing Sheets**  
**(3 of 3 Drawing Sheet(s) Filed in Color)**






FIG. 1




FIG. 2




FIG. 3




FIG. 4




FIG. 5




FIG. 6




FIG. 7