



US00D959602S

(12) **United States Design Patent**
Yu et al.

(10) **Patent No.:** **US D959,602 S**

(45) **Date of Patent:** **** Aug. 2, 2022**

- (54) **COVER FOR A FLUID FILTER**
- (71) Applicant: **Ye Siang Enterprise Co., Ltd.**, New Taipei (TW)
- (72) Inventors: **Ting-Fang Yu**, New Taipei (TW);
Shih-Chieh Chuang, New Taipei (TW);
Shih-Hsien Chuang, New Taipei (TW);
Wei-Kuo Kong, New Taipei (TW)
- (73) Assignee: **YE SIANG ENTERPRISE CO., LTD.**, New Taipei (TW)
- (**) Term: **15 Years**

D717,395 S *	11/2014	Neto	D23/209
D731,035 S *	6/2015	Lo Cicero	B01D 46/24
				D23/269
D806,834 S *	1/2018	Schweitzer	D23/260
D841,784 S *	2/2019	Sharratt	D23/269
D892,598 S *	8/2020	Gebhardt	D8/349
D912,763 S *	3/2021	Huang	D23/209
D924,008 S *	7/2021	Kim	D7/505
D941,444 S *	1/2022	Smith	D23/269
D949,287 S *	4/2022	Tu	D23/209
D949,288 S *	4/2022	Wang	D23/209
2004/0124130 A1 *	7/2004	Walker, Jr.	B01D 35/30
				210/232
2007/0221585 A1 *	9/2007	Vozar	B01D 46/24
				210/767

* cited by examiner

- (21) Appl. No.: **29/764,838**
- (22) Filed: **Jan. 4, 2021**
- (51) **LOC (13) Cl.** **23-01**
- (52) **U.S. Cl.**
USPC **D23/209**
- (58) **Field of Classification Search**
USPC D7/550.1, 553.1, 553.4, 553.5, 553.8,
D7/554.2; D9/737, 747, 749, 761;
D23/206-207, 209, 227, 249, 260-261,
D23/269, 313; D12/175, 204-212;
D8/349, 397-399
CPC B01D 27/00; B01D 35/30; B01D 35/306;
B01D 27/08; B01D 29/21; C02F 1/002;
C02F 1/003; C02F 2307/02
See application file for complete search history.

Primary Examiner — Karen S Acker

Assistant Examiner — Jonathan E Fiencke

(74) *Attorney, Agent, or Firm* — Birch, Stewart, Kolasch & Birch, LLP

(57) **CLAIM**

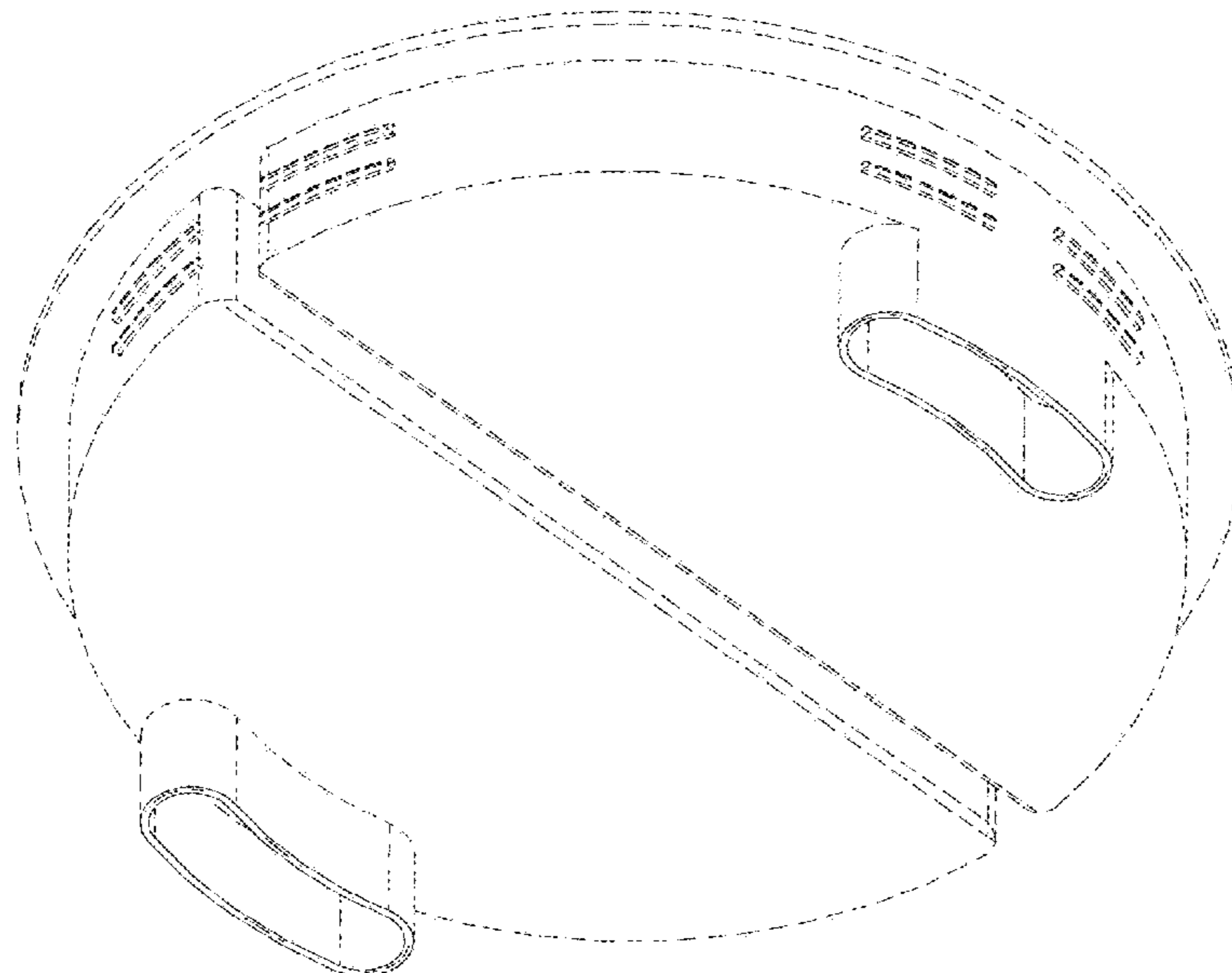
The ornamental design for a cover for a fluid filter, as shown and described.

DESCRIPTION

FIG. 1 is a bottom, rear, and left side perspective view of a cover for a fluid filter, showing the new design;
 FIG. 2 is a front view thereof;
 FIG. 3 is a rear view thereof;
 FIG. 4 is a left side view thereof;
 FIG. 5 is a right side view thereof;
 FIG. 6 is a top view thereof;
 FIG. 7 is a bottom view thereof; and,
 FIG. 8 is a top, front, and right side view thereof.
 The broken lines and unshaded areas adjacent to solid lines depict portions of the cover for a fluid filter that form no part of the claimed design.

- (56) **References Cited**
U.S. PATENT DOCUMENTS
D241,828 S * 10/1976 Hall D12/205
D269,852 S * 7/1983 Frieberg D8/399
D355,708 S * 2/1995 Caine B01D 35/30
D23/260
D412,691 S * 8/1999 Sands D12/205
D700,299 S * 2/2014 Mjelde D23/261

1 Claim, 8 Drawing Sheets



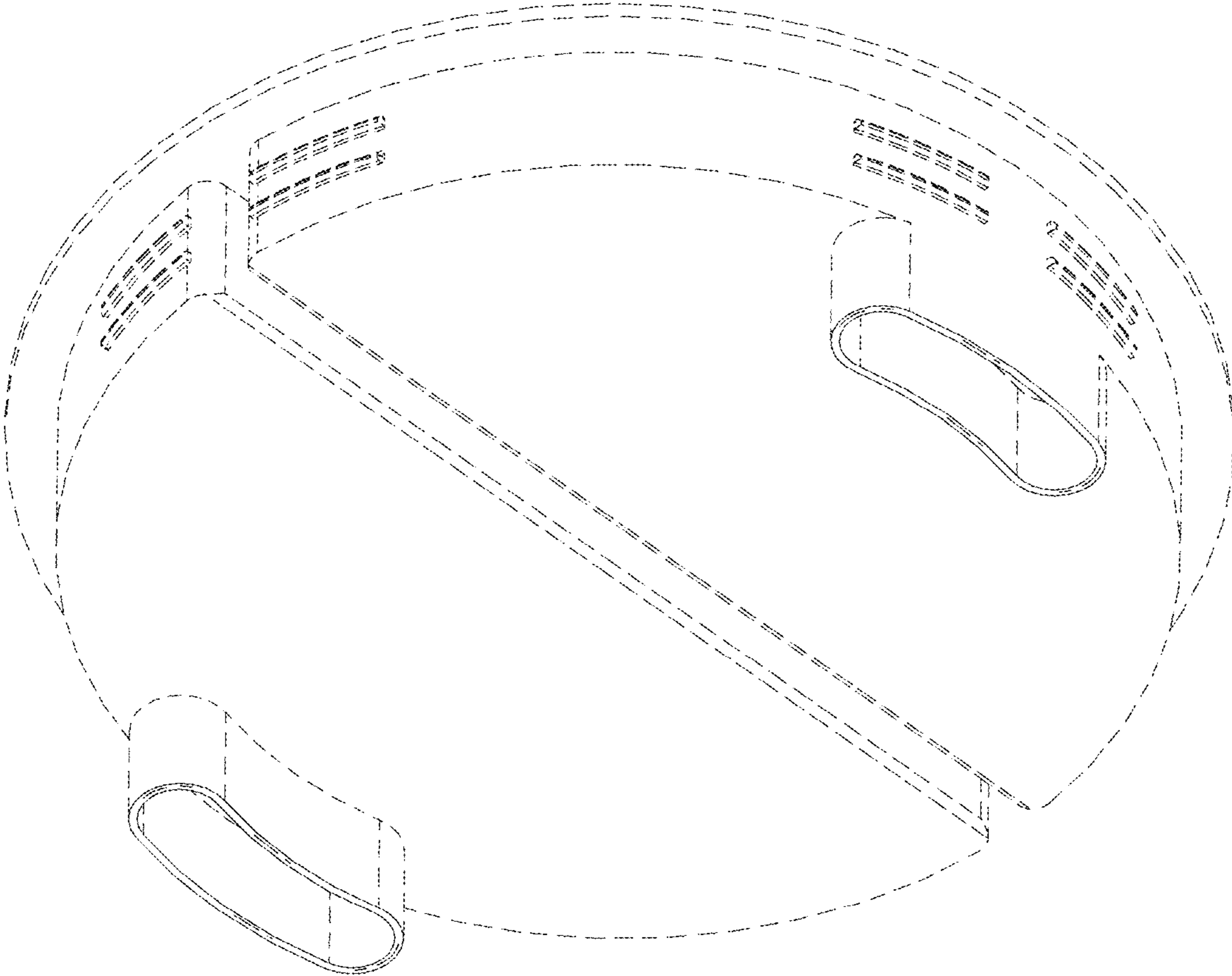


FIG. 1




FIG. 2




FIG. 3




FIG. 4




FIG. 5




FIG. 6

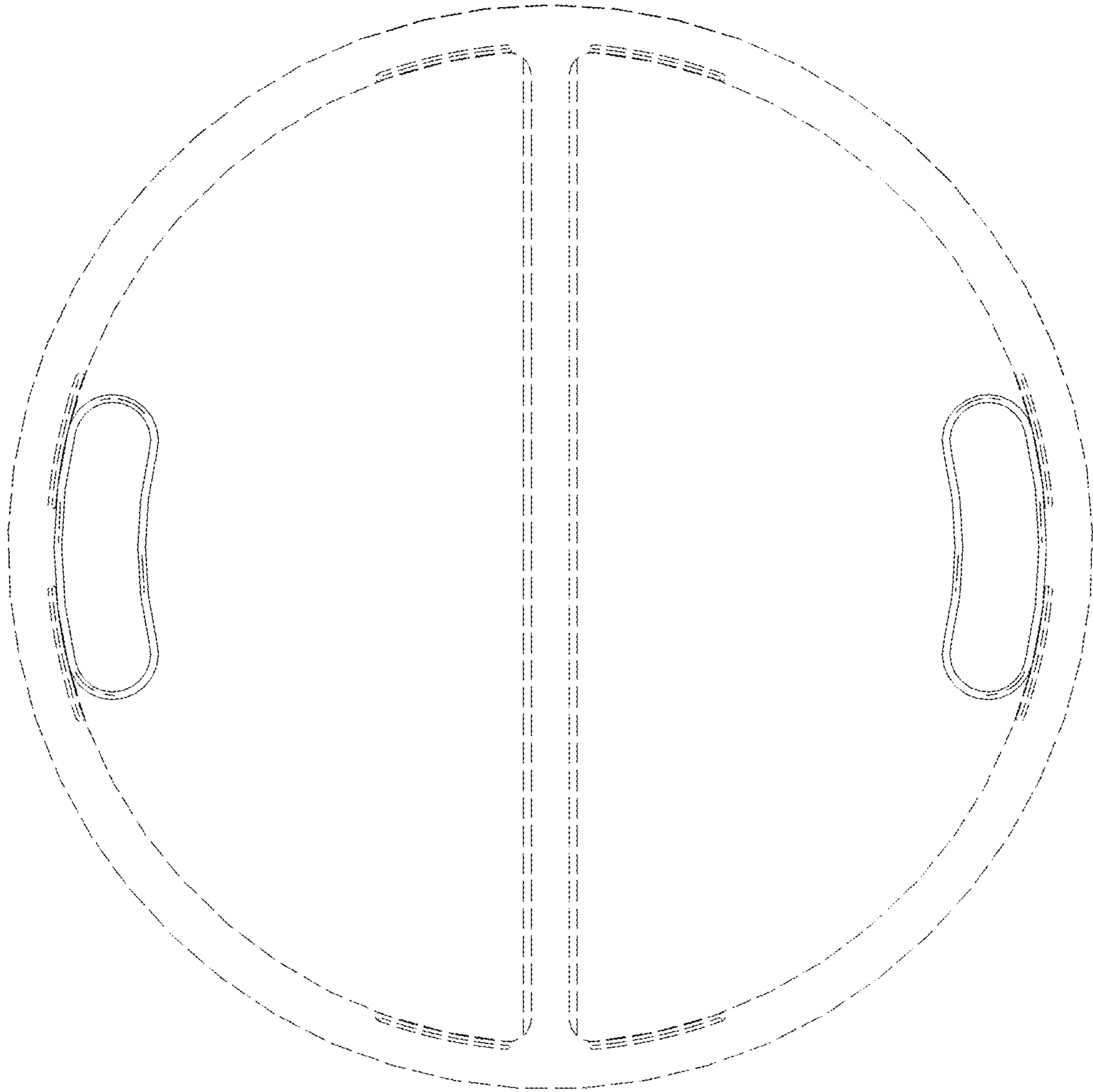


FIG. 7

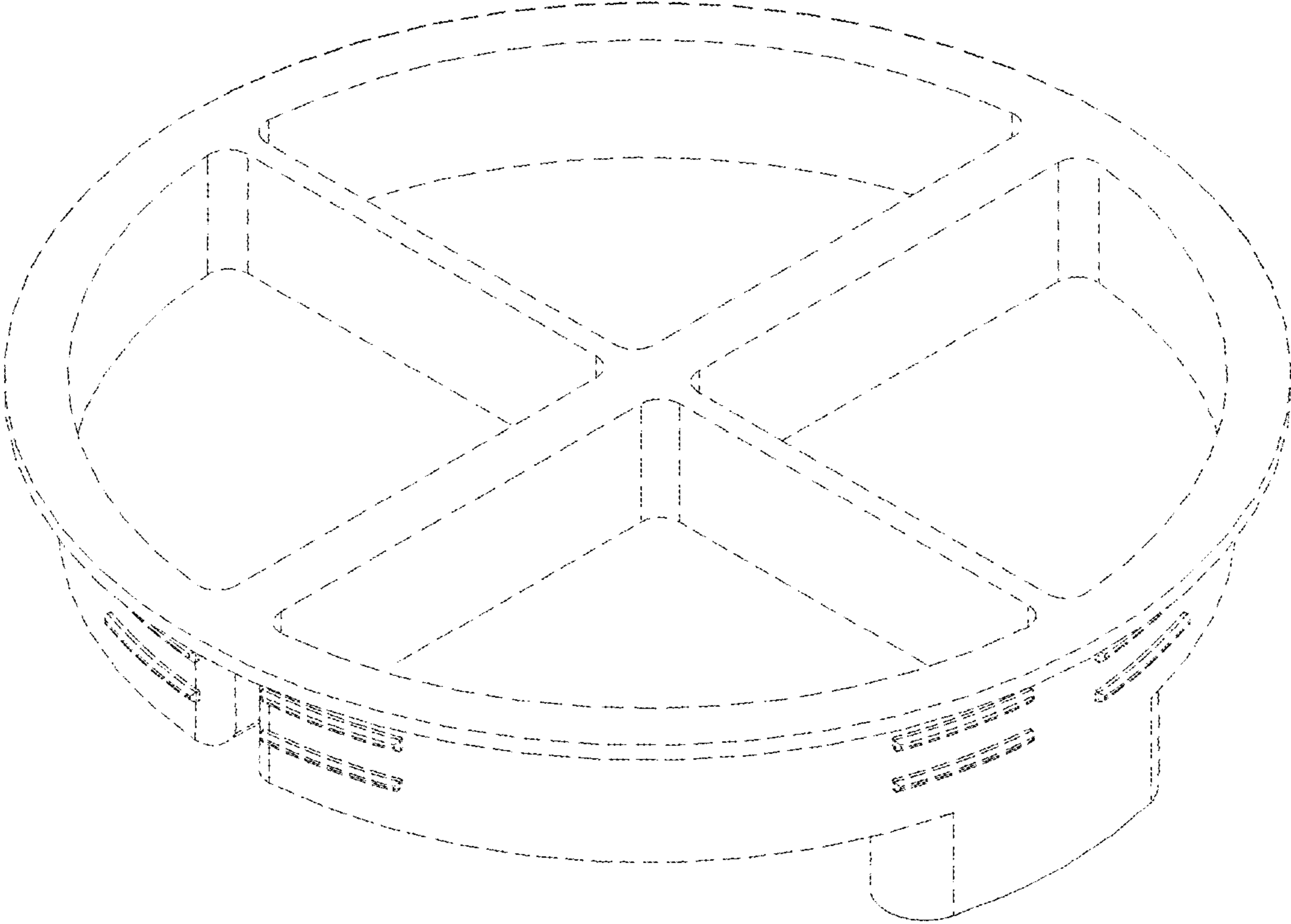


FIG. 8