



US00D959572S

(12) **United States Design Patent**
Gasperoni

(10) **Patent No.:** **US D959,572 S**

(45) **Date of Patent:** **** Aug. 2, 2022**

(54) **DOLL**

(71) Applicant: **Jessica Gasperoni**, Serravalle (SM)

(72) Inventor: **Jessica Gasperoni**, Serravalle (SM)

(**) Term: **15 Years**

(21) Appl. No.: **29/725,407**

(22) Filed: **Feb. 25, 2020**

(30) **Foreign Application Priority Data**

Nov. 13, 2019 (EM) 007223805

(51) **LOC (13) Cl.** **21-01**

(52) **U.S. Cl.**
USPC **D21/649**

(58) **Field of Classification Search**
USPC D21/621, 625, 643, 644, 645, 647, 648,
D21/649
CPC A63H 3/00; A63H 3/001; A63H 3/003;
A63H 3/02; A63H 3/04; A63H 3/10
See application file for complete search history.

(56) **References Cited**

U.S. PATENT DOCUMENTS

5,015,209 A * 5/1991 Ortiz A61C 19/008
428/3
5,172,863 A * 12/1992 Melone A47K 5/122
222/103
D437,012 S * 1/2001 Crawford D21/591
D454,365 S * 3/2002 Summers D19/140
D458,976 S * 6/2002 Perez D21/516
D740,376 S * 10/2015 Rehkemper D21/649
D753,242 S * 4/2016 Jaensch D21/626

* cited by examiner

Primary Examiner — Zenia I Bennett

(74) *Attorney, Agent, or Firm* — Knobbe, Martens, Olson & Bear, LLP

(57) **CLAIM**

The ornamental design for a doll, as shown and described.

DESCRIPTION

The file of this patent contains at least one drawing executed in color. Copies of the patent with color drawings will be provided by the Office upon request and payment of the necessary fee.

FIG. 1 is a left-front perspective view of a first embodiment of a doll, in grayscale and without facial features, showing my new design;

FIG. 2 is a front elevational view thereof;

FIG. 3 is a rear elevational view thereof;

FIG. 4 is a left side elevational view thereof;

FIG. 5 is a right side elevational view thereof;

FIG. 6 is a top plan view thereof;

FIG. 7 is a bottom plan view thereof;

FIG. 8 is a right-rear perspective view thereof;

FIG. 9 is a left-front perspective view of a second embodiment of the doll, in one color scheme and without facial features, showing my new design;

FIG. 10 is a front elevational view thereof;

FIG. 11 is a rear elevational view thereof;

FIG. 12 is a left side elevational view thereof;

FIG. 13 is a right side elevational view thereof;

FIG. 14 is a top plan view thereof;

FIG. 15 is a bottom plan view thereof; and,

FIG. 16 is a right-rear perspective view thereof.

1 Claim, 16 Drawing Sheets
(8 of 16 Drawing Sheet(s) Filed in Color)






FIG. 1




FIG. 2




FIG. 3




FIG. 4




FIG. 5

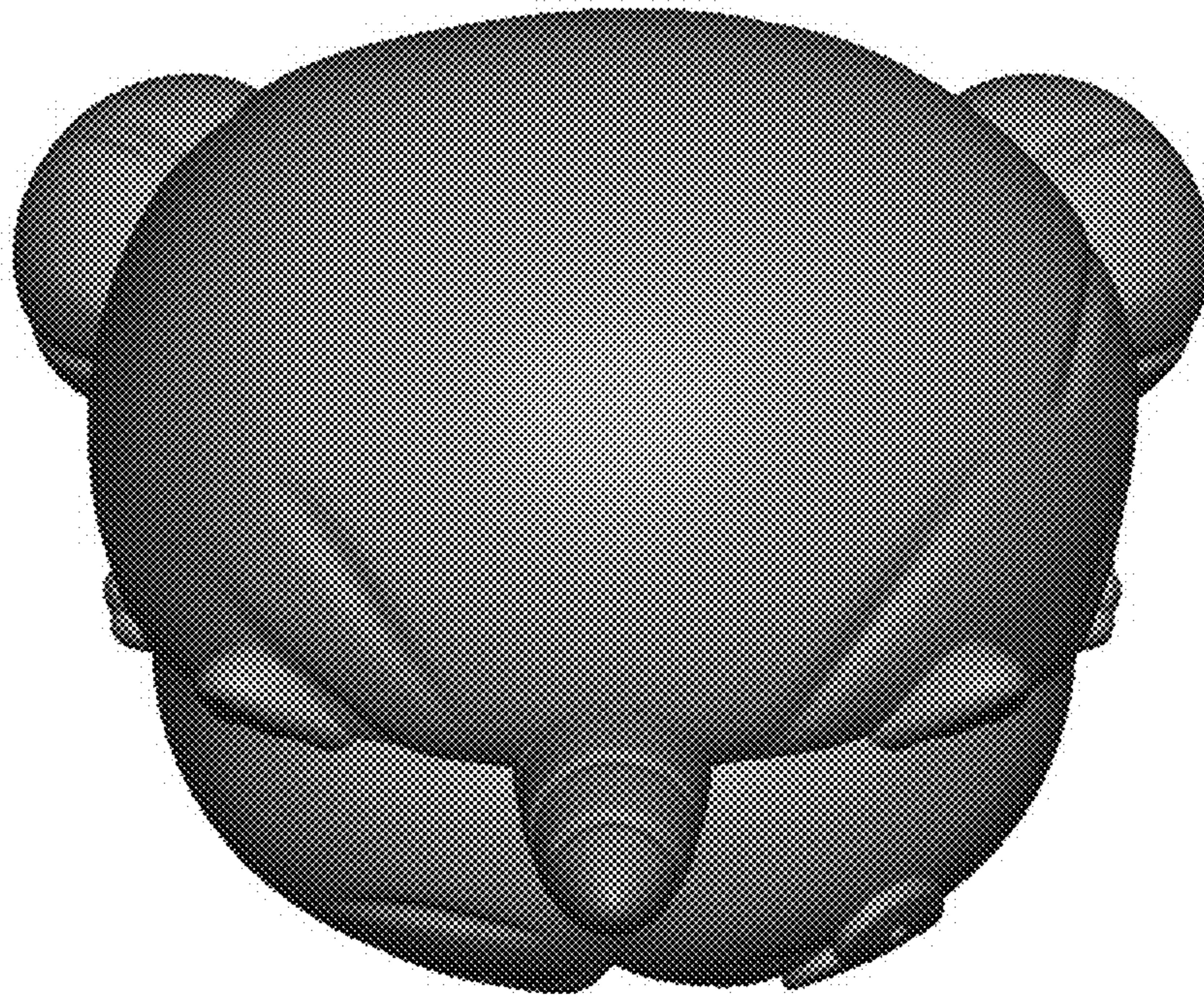


FIG. 6

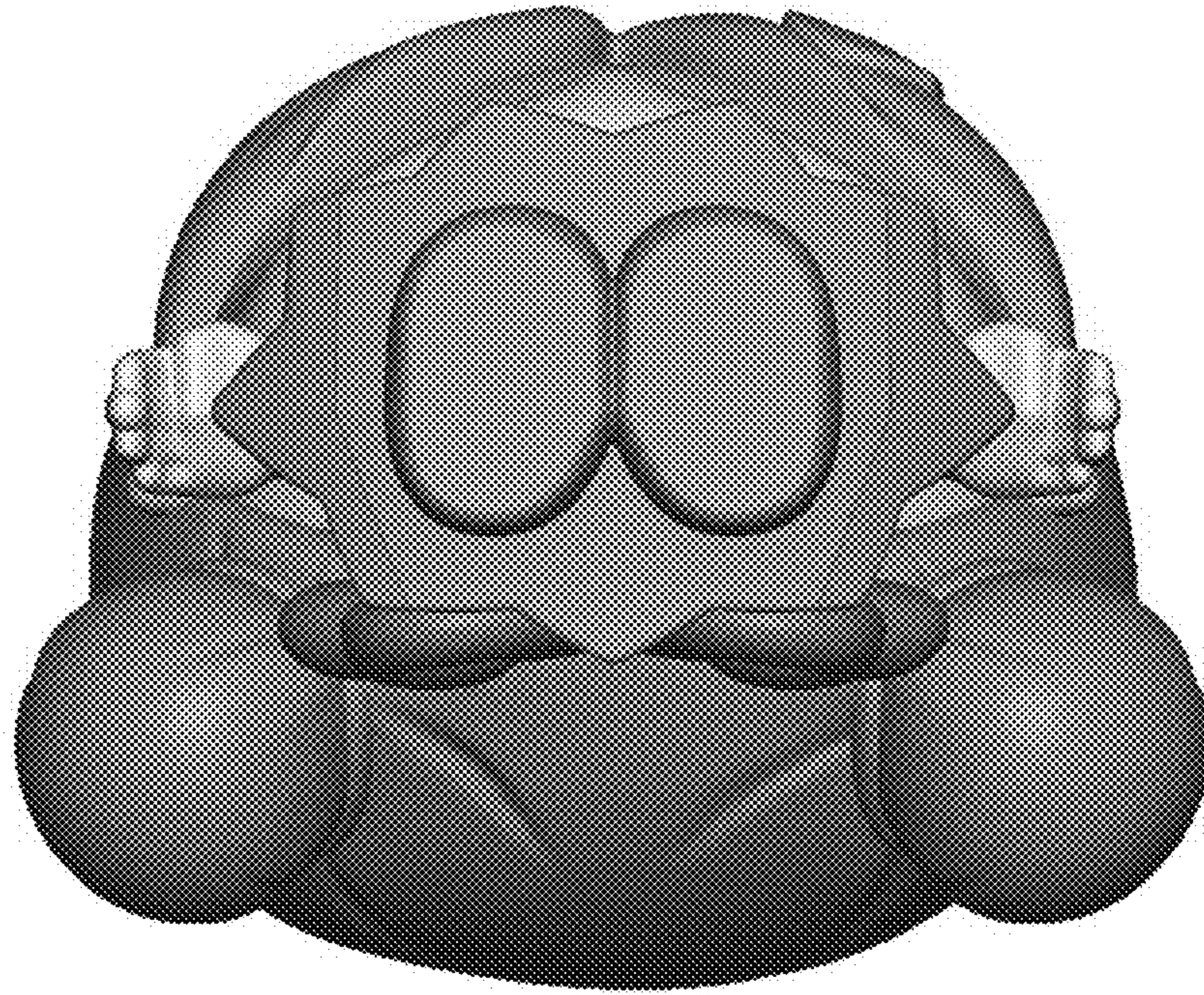


FIG. 7




FIG. 8



FIG. 9




FIG. 10




FIG. 11




FIG. 12

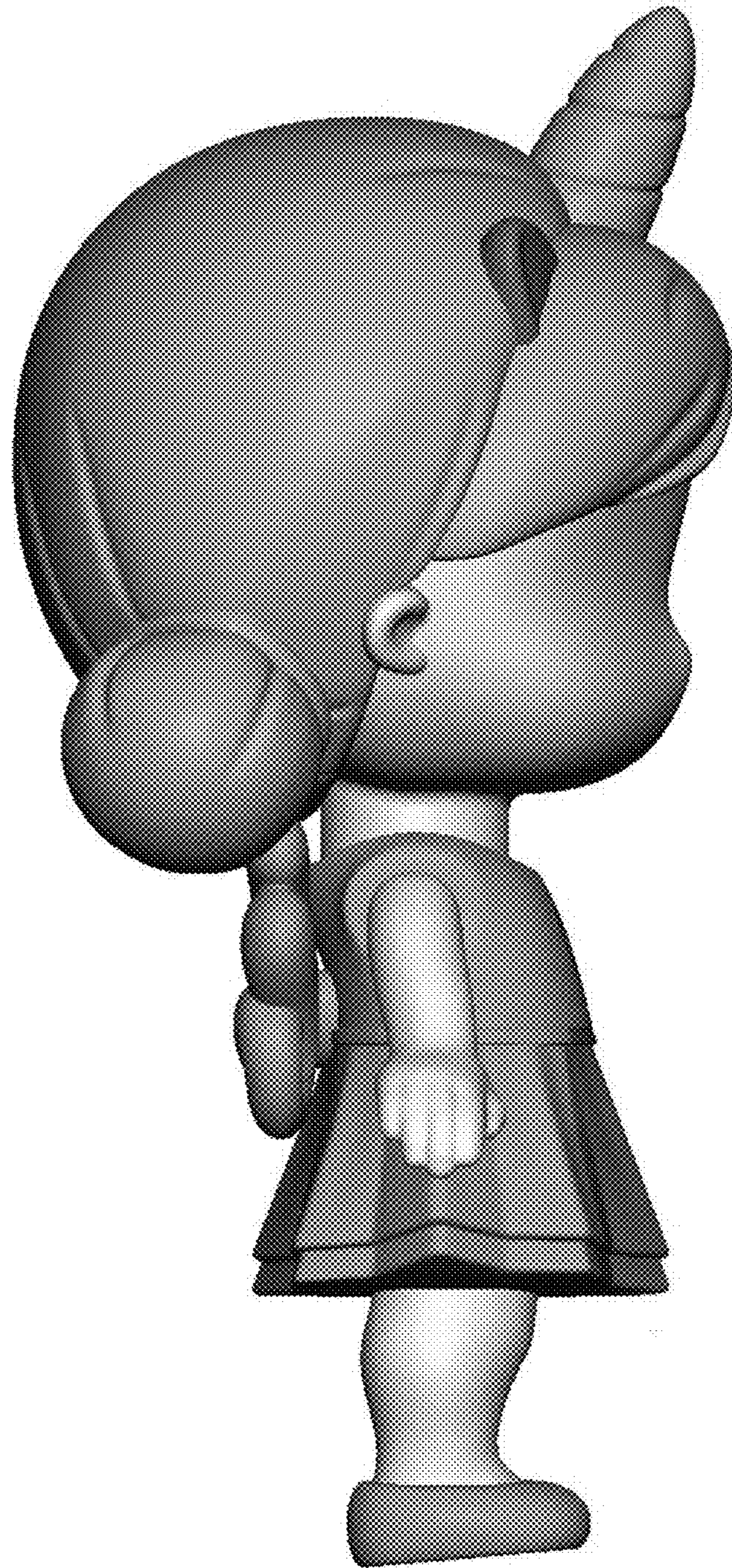


FIG. 13

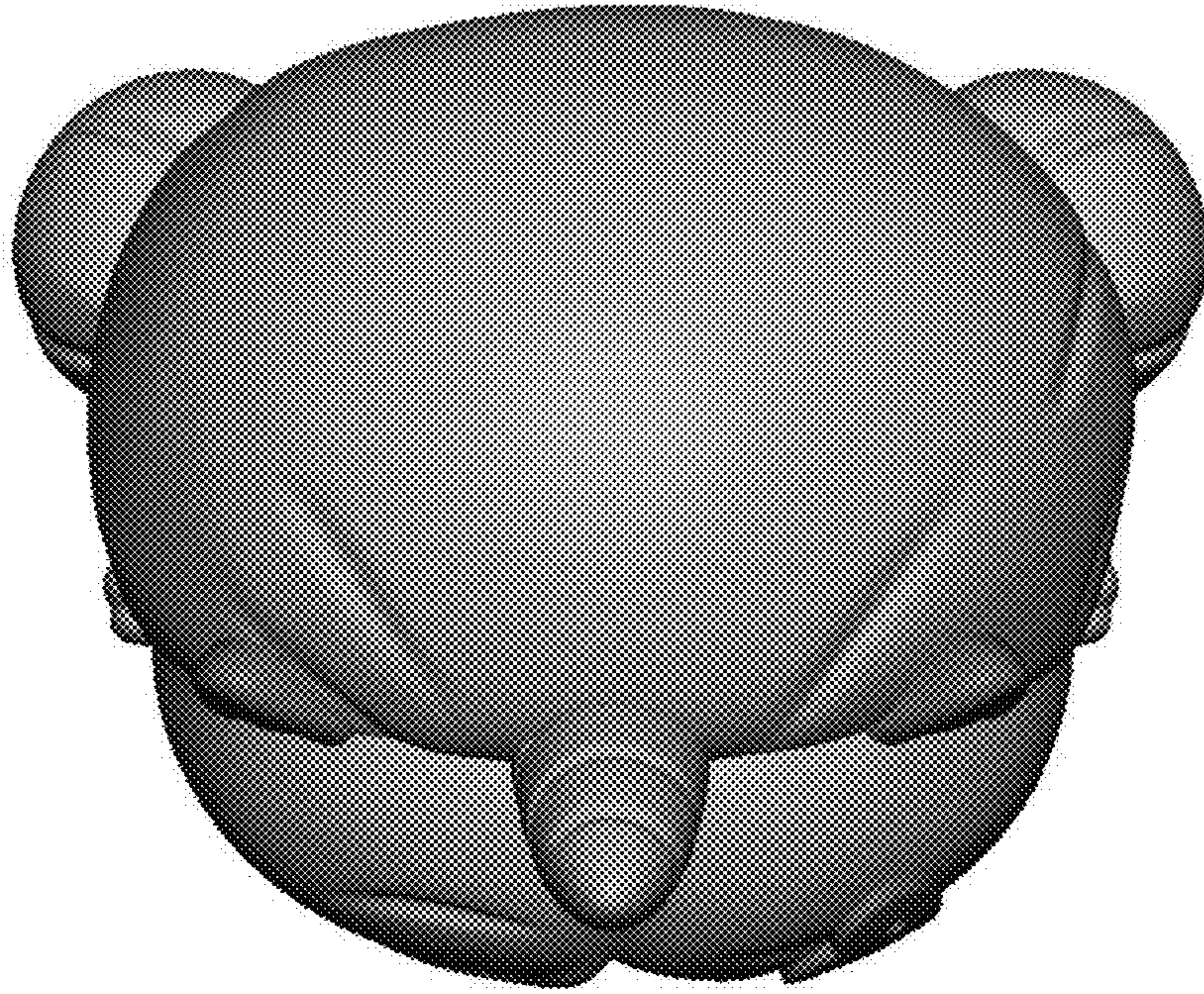


FIG. 14

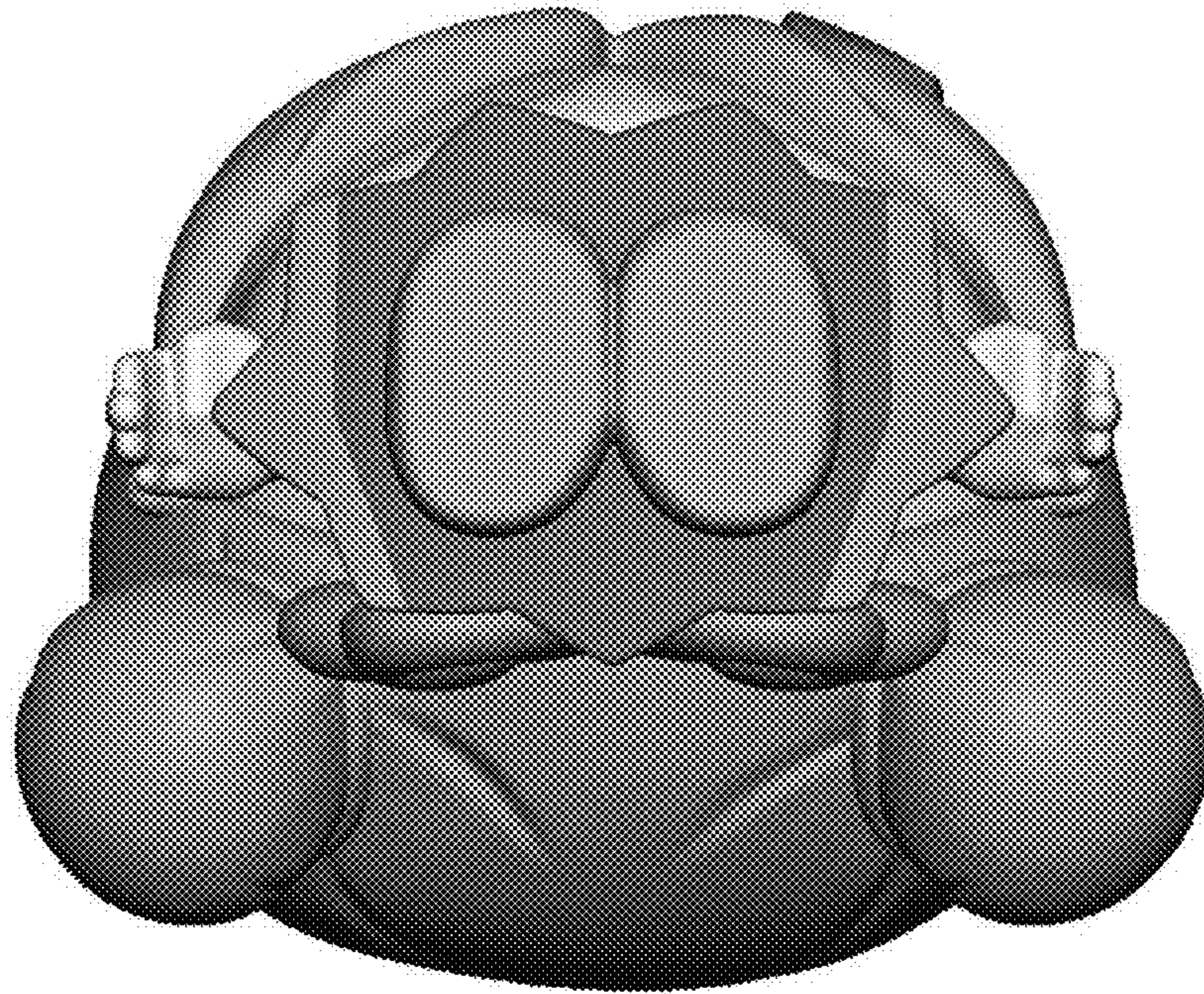


FIG. 15




FIG. 16