



US00D959548S

(12) **United States Design Patent**
Blum

(10) **Patent No.:** **US D959,548 S**

(45) **Date of Patent:** **** Aug. 2, 2022**

(54) **VERTICAL TRANSACTION CARD**

(71) Applicant: **Black Card LLC**, Jackson, WY (US)

(72) Inventor: **Scott Alan Blum**, Jackson, WY (US)

(73) Assignee: **BLACK CARD LLC**, Jackson, WY (US)

(**) Term: **15 Years**

(21) Appl. No.: **29/760,417**

(22) Filed: **Dec. 1, 2020**

(51) **LOC (13) Cl.** **19-08**

(52) **U.S. Cl.**
USPC **D19/9**

(58) **Field of Classification Search**

USPC D19/1-12, 20-34, 100;
40/124.01-124.15, 672, 661, 726, 776,
40/617; 283/72, 74-75, 103, 105-117,
283/82, 70, 94, 81, 907; 206/449;
D21/385; D20/10, 22, 27, 40, 42, 11;
D14/435-437; 235/380, 382, 487, 493,
235/488; D6/613, 583; 360/2; 702/158,
702/86, 97, 163, 166, 170
CPC B42D 15/00; B42D 15/022; B42D 15/027;
B42D 15/042; B42D 15/045; B42D
25/00; B42D 25/20; B42D 25/30; B42D
25/23; B42D 25/26; B42D 25/29; B42D
25/285; B42D 2033/00; B42D 2033/02;
B42D 2033/04; B42D 2033/08; B42D
2033/10; B42D 2033/18; B42D 2033/20;
B42D 2033/22; B42D 2033/28; G09F
3/02; G09F 2003/0201

See application file for complete search history.

(56) **References Cited**

U.S. PATENT DOCUMENTS

1,294,535 A 2/1919 Rich
2,727,622 A 12/1955 Neumann

4,605,846 A 8/1986 Duret et al.
D313,428 S 1/1991 Drexler
D350,125 S 8/1994 Saitoh
D367,273 S 2/1996 Ebe
D437,882 S 2/2001 Creighton
D442,222 S 5/2001 Webb et al.

(Continued)

Primary Examiner — Abraham Bahta

(74) *Attorney, Agent, or Firm* — Klein, O'Neill & Singh, LLP

(57) **CLAIM**

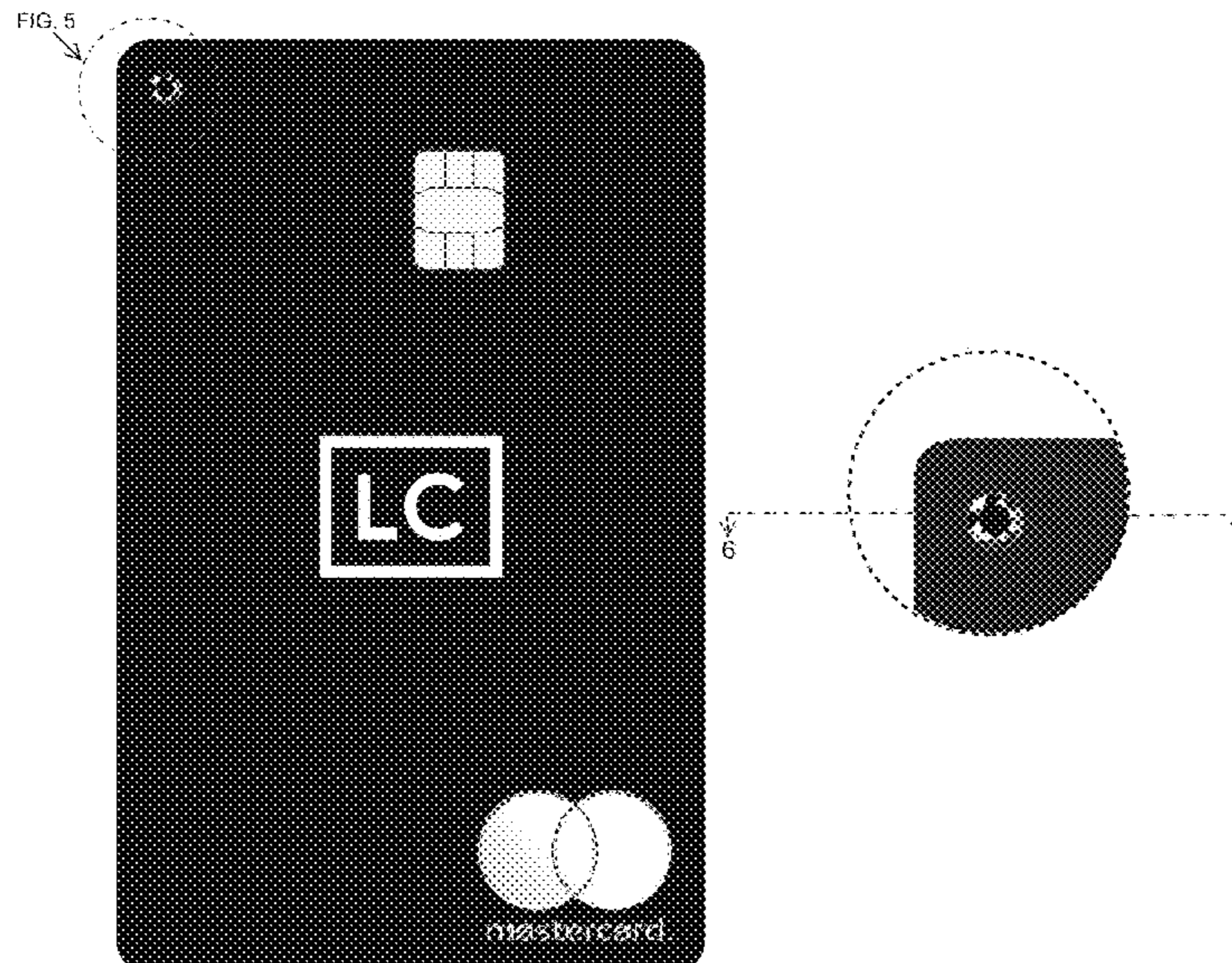
The ornamental design for a vertical transaction card, as shown and described.

DESCRIPTION

The patent or application file contains at least one drawing executed in color. Copies of this patent or patent application publication with color drawing(s) will be provided by the Office upon request and payment of the necessary fee. Color is an aspect of the front and back of the vertical transaction cards of the present design as shown in FIGS. 1, 2 and 5. FIG. 1 is a front elevation view of the vertical transaction card with an embedded diamond on the top left corner, showing my new design; FIG. 2 is a rear elevation view thereof; FIG. 3 is a left-side elevational view of FIG. 1, the right-side elevational view being a mirror image thereof; FIG. 4 is a bottom plan view of FIG. 1, the top plan view being a mirror image thereof; FIG. 5 is an enlarged front elevation view taken from the circumscribed area of FIG. 1 marked FIG. 5; and, FIG. 6 is a front sectional view taken along line 6-6 from the enlarged area described in FIG. 5.

The broken line showing portions of the vertical transaction card is included for the purpose of illustrating environmental structure and forms no part of the claimed design.

1 Claim, 4 Drawing Sheets
(3 of 4 Drawing Sheet(s) Filed in Color)



(56)

References Cited

U.S. PATENT DOCUMENTS

D449,336 S 10/2001 Webb et al.
 D456,814 S 5/2002 Pentz
 D460,454 S 7/2002 Pentz
 D505,450 S 5/2005 Lauer et al.
 D524,859 S 7/2006 Graves et al.
 D524,860 S 7/2006 Risafi et al.
 D526,012 S 8/2006 Dorr et al.
 D533,220 S 12/2006 Graves et al.
 D582,977 S 12/2008 Field et al.
 D622,314 S 8/2010 Skelding et al.
 D624,962 S 10/2010 Lazarowicz et al.
 D636,021 S 4/2011 Antonio
 D642,614 S 8/2011 Ahmad et al.
 D643,064 S 8/2011 Skelding et al.
 D650,440 S 12/2011 Irwin, Jr.
 D663,354 S 7/2012 Witsil et al.
 D665,851 S 8/2012 Davis
 D667,495 S 9/2012 Bender

D677,330 S 3/2013 Blum
 D687,886 S 8/2013 Ahrabian
 8,955,240 B1 2/2015 Loftus et al.
 D748,725 S 2/2016 Blum
 D760,836 S 7/2016 Mien
 D761,355 S 7/2016 Blum
 D761,356 S * 7/2016 Blum D19/10
 D765,176 S * 8/2016 Blum D19/10
 D769,969 S 10/2016 Witsil et al.
 D776,756 S 1/2017 Witsil et al.
 D776,775 S 1/2017 Witsil et al.
 D780,261 S 2/2017 Witsil et al.
 D788,848 S 6/2017 Blum
 D851,170 S * 6/2019 Blum D19/9
 D863,421 S 10/2019 Blum
 D863,422 S 10/2019 Blum
 D863,423 S * 10/2019 Blum D19/10
 D930,074 S 9/2021 Blum
 2005/0184166 A1 8/2005 Pentz et al.
 2007/0131759 A1 6/2007 Cox et al.

* cited by examiner

FIG. 5




FIG. 1




FIG. 2

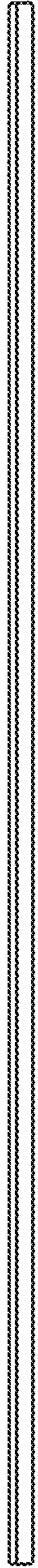


FIG. 3




FIG. 4

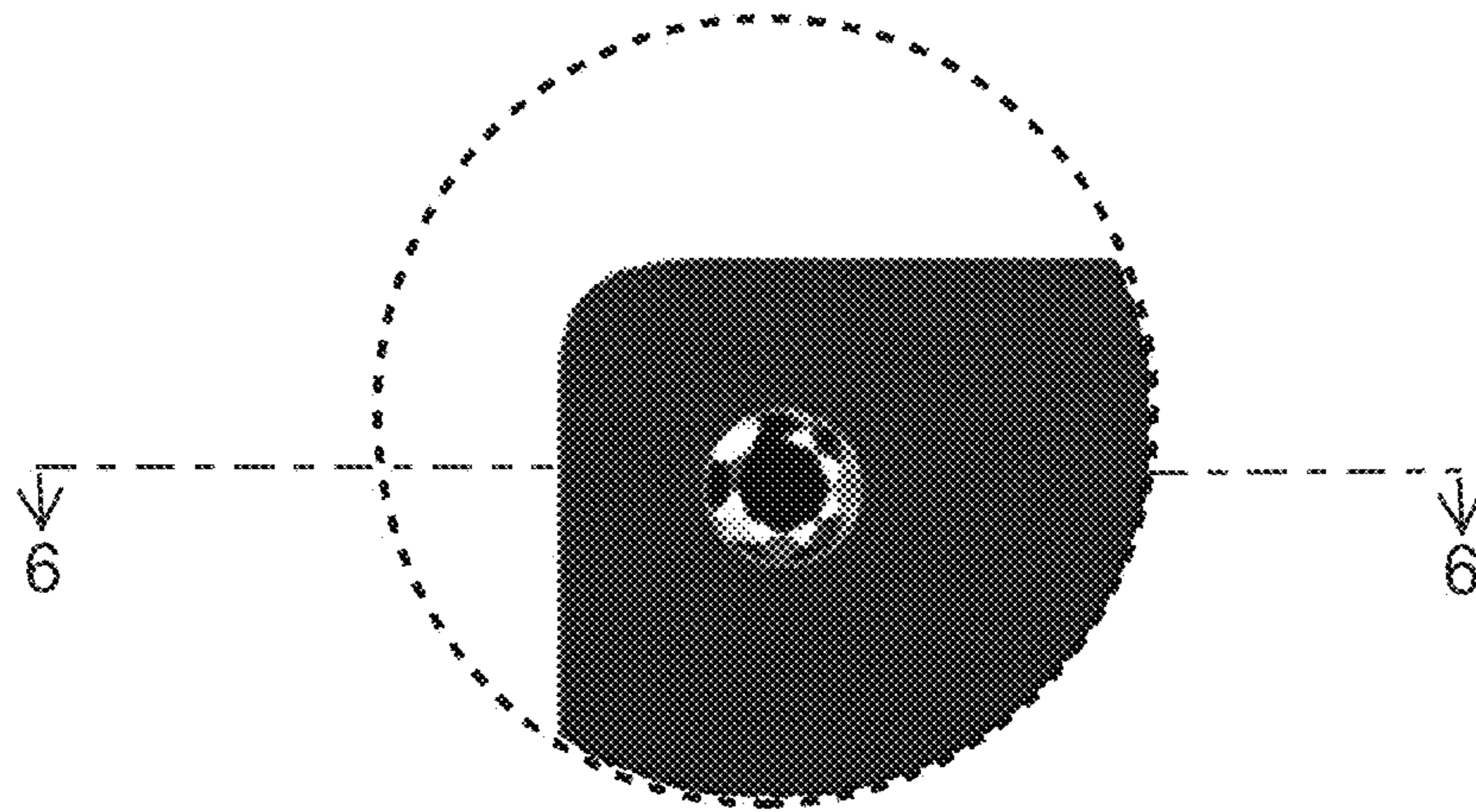


FIG. 5

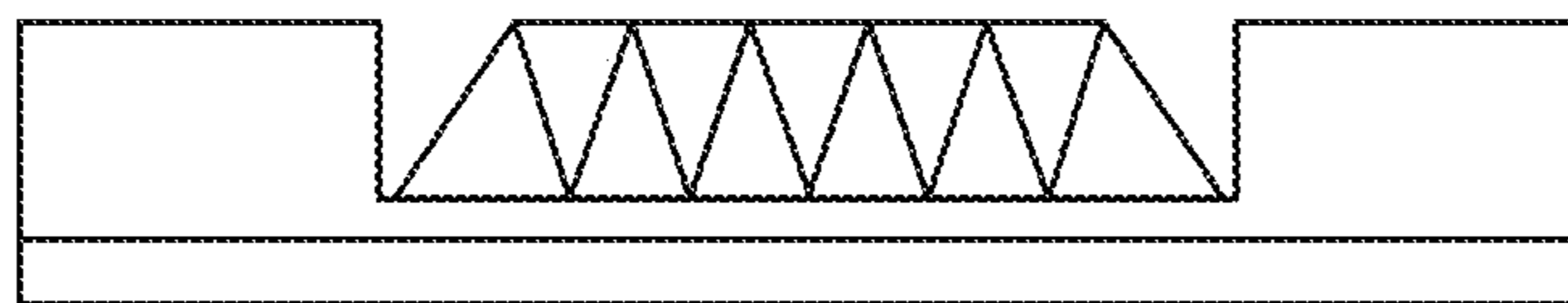


FIG. 6