



US00D959547S

(12) **United States Design Patent** (10) **Patent No.:** **US D959,547 S**  
**Tanino et al.** (45) **Date of Patent:** **\*\* Aug. 2, 2022**

(54) **COMPUTER PRINTER**

G03G 21/0094; G03G 21/1619; G03G 21/1647; G03G 21/1666

(71) Applicant: **CANON KABUSHIKI KAISHA**,  
Tokyo (JP)

See application file for complete search history.

(72) Inventors: **Megumi Tanino**, Tokyo (JP); **Miyabi Miyagawa**, Tokyo (JP)

(56) **References Cited**

U.S. PATENT DOCUMENTS

(\*\*) Term: **15 Years**

D673,211 S *	12/2012	Oishi .....	D18/50
D709,125 S *	7/2014	Lim .....	D18/50
D781,955 S *	3/2017	Kim .....	D18/50
D786,342 S *	5/2017	Oguchi .....	D18/50
D850,528 S *	6/2019	Gosselin .....	D18/50

(21) Appl. No.: **35/511,008**

\* cited by examiner

(22) Filed: **Jun. 23, 2020**

*Primary Examiner* — Khawaja Anwar

(80) **Hague Agreement Data**

Int. Filing Date: **Jun. 23, 2020**

(57) **CLAIM**

Int. Reg. No.: **DM/209016**

The ornamental design for a computer printer, as shown and described.

Int. Reg. Date: **Jun. 23, 2020**

Int. Reg. Pub. Date: **Dec. 25, 2020**

**DESCRIPTION**

(30) **Foreign Application Priority Data**

Dec. 24, 2019 (JP) ..... 2019-028583

(51) **LOC (13) Cl.** ..... **18-03**

(52) **U.S. Cl.**

USPC ..... **D18/50**

(58) **Field of Classification Search**

USPC ..... D18/34.3, 36, 43, 46, 47, 50, 53, 56, 59  
CPC .. B41F 15/26; B41F 33/0036; B41F 33/0045;  
B41J 2/17546; G03G 15/04; G03G 15/5016; G03G 15/60; G03G 15/607;

1. Computer printer

1.1 : Front

1.2: Back

1.3: Top

1.4: Bottom


1.5 : Left

1.6 : Right

1.7 : Perspective


The broken lines illustrate portions of the computer printer that form no part of the claimed design.


**1 Claim, 7 Drawing Sheets**





1.1







1.2




1.3




1.4



1.5



1.6







1.7