

US00D959546S

(12) **United States Design Patent** (10) **Patent No.:** **US D959,546 S**
Sun (45) **Date of Patent:** **** Aug. 2, 2022**

(54) **PAPER SHREDDER**

(71) Applicant: **DONGGUAN SUNTECH ELECTRONICS CO., LTD.,**
Dongguan (CN)

(72) Inventor: **Yicheng Sun, Dongguan (CN)**

(73) Assignee: **DONGGUAN SUNTECH ELECTRONICS CO., LTD.,**
Dongguan (CN)

(**) Term: **15 Years**

(21) Appl. No.: **29/789,385**

(22) Filed: **Sep. 20, 2021**

(51) **LOC (13) Cl.** **18-04**

(52) **U.S. Cl.**
USPC **D18/34.5**

(58) **Field of Classification Search**
USPC D18/34.1, 34.2, 34.3, 34.4, 34.5, 34.6,
D18/34.7, 34.8, 34.9; D23/356, 350, 360,
D23/364
CPC B02C 18/0007; B02C 2018/0046; B02C
2018/0053
See application file for complete search history.

(56) **References Cited**

U.S. PATENT DOCUMENTS

D502,729 S * 3/2005 Lo D18/34.5
6,962,301 B1 * 11/2005 Chang B65F 1/1473
241/236
7,604,187 B1 * 10/2009 Lo B65F 1/1473
220/908
D611,525 S * 3/2010 Sued D18/34.5
D616,490 S * 5/2010 Lung D18/34.5
D618,275 S * 6/2010 Wing D18/34.5
D660,345 S * 5/2012 Horvath D18/34.5
D660,346 S * 5/2012 Kim D18/34.5

D679,748 S * 4/2013 Sued D18/34.5
D694,812 S * 12/2013 Choi D18/34.5
D705,858 S * 5/2014 Zhou D18/34.5
D711,461 S * 8/2014 Zhou D18/34.5
2014/0332613 A1 * 11/2014 Zhou B02C 18/142
241/166

FOREIGN PATENT DOCUMENTS

CN 306190626 * 11/2020
CN 306231364 * 12/2020
CN 112246375 A * 1/2021 B02C 18/0084
CN 112718164 A * 4/2021 B02C 18/0007

(Continued)

OTHER PUBLICATIONS

Amazon. Link: <https://www.amazon.com/CD218P-Shredders-5-55-Gallon-Transparent-ETLCertification/dp/B09FFJSTY8>. Sep. 3, 2021.
Woolsche CD218P Paper Shredders. (Year: 2021).*

(Continued)

Primary Examiner — Lauren D McVey
(74) *Attorney, Agent, or Firm* — Georgi Korobanov


(57) **CLAIM**

The ornamental design for a paper shredder, as shown and described.

DESCRIPTION

FIG. 1 is a perspective view of a paper shredder, showing my new design;
FIG. 2 is a front view thereof;
FIG. 3 is a rear view thereof;
FIG. 4 is a left side view thereof;
FIG. 5 is a right side view thereof;
FIG. 6 is a top plan view thereof; and,
FIG. 7 is a bottom plan view thereof.
The broken lines depict portions of the paper shredder that form no part of the claimed design.

1 Claim, 7 Drawing Sheets



(56)

References Cited

FOREIGN PATENT DOCUMENTS

CN	306630561	*	6/2021
CN	306881785	*	10/2021

OTHER PUBLICATIONS

Amazon. Link: https://www.amazon.com/dp/B09P9VDH7N/ref=sspa_dk_detail_0?psc=1&pd_rd_i=B09P9VDH7N&pd_rd_w=5cT0L&pf_rd_p=57cbdc41-b731-4e3d-ac%E2%80%A6. Dec. 28, 2021. Suntiko Paper Shredder:12-Sheet High Security Level P-4 Cross-Cut Shredder ,Credit Card/CD/Staple. (Year: 2021).*

Amazon. Link: https://www.amazon.com/dp/B08VFT8LK1/ref=sspa_dk_detail_5?psc=1&pd_rd_i=B08VFT8LK1&pd_rd_w=5cT0L&pf_rd_p=57cbdc41-b731-4e3d-ac%E2%80%A6. Jan. 30, 2021. VidaTeco Paper Shredder. (Year: 2021).*

Amazon. Link: https://www.amazon.com/dp/B08XPZTG2C/ref=sspa_dk_detail_3?psc=1&pd_rd_i=B08XPZTG2C&pd_rd_w=ILL89&pf_rd_p=b9951ce4-3bd8-4b04-91%E2%80%A6. Jul. 5, 2021. Bonsaii 12-Sheet Paper Shredder. (Year: 2021).*

* cited by examiner




FIG. 1




FIG. 2




FIG. 3




FIG. 4




FIG. 5

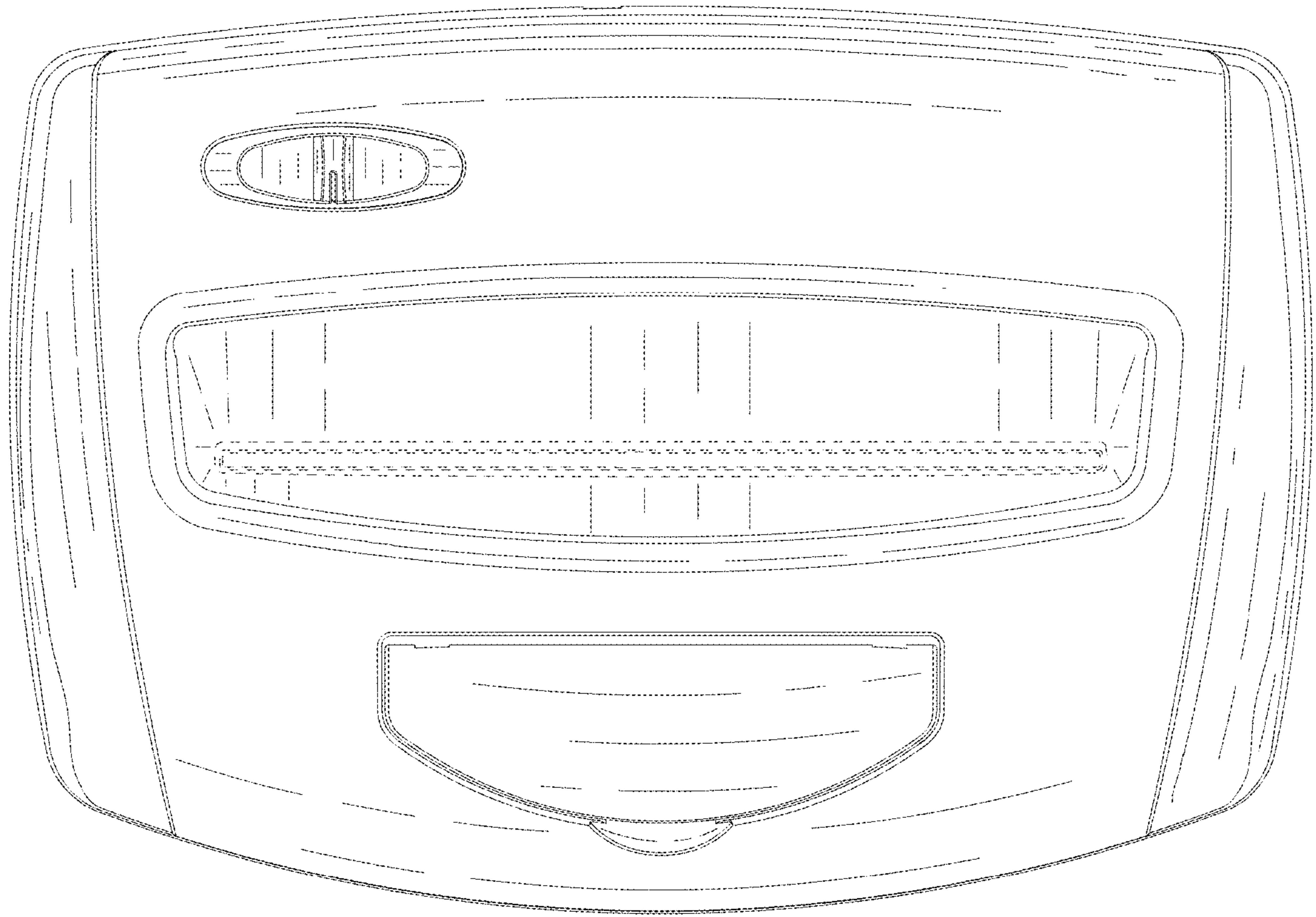


FIG. 6



FIG. 7