



(12) **United States Design Patent** (10) **Patent No.:** **US D959,504 S**  
**Higel** (45) **Date of Patent:** **\*\* Aug. 2, 2022**

(54) **TEDDER ARM**  
 (71) Applicant: **KUHN SAS**, Saverne (FR)  
 (72) Inventor: **Eric Higel**, Hohengoefst (FR)  
 (73) Assignee: **KUHN SAS**, Saverne (FR)  
 (\*\*) Term: **15 Years**  
 (21) Appl. No.: **29/770,755**  
 (22) Filed: **Feb. 16, 2021**  
 (51) **LOC (13) Cl.** ..... **15-03**  
 (52) **U.S. Cl.**  
 USPC ..... **D15/28**  
 (58) **Field of Classification Search**  
 USPC ..... D15/17, 27, 28, 29  
 CPC ..... A01D 43/04; A01D 78/00; A01D 78/04;  
 A01D 80/00; A01D 80/02  
 See application file for complete search history.

(56) **References Cited**

U.S. PATENT DOCUMENTS

D174,375 S \* 4/1955 Cole ..... D15/17  
 2,983,057 A \* 5/1961 Erickson ..... A01D 42/08  
 37/243  
 4,166,352 A \* 9/1979 Knusting ..... A01D 78/125  
 56/366  
 4,263,774 A \* 4/1981 DeCoene ..... A01D 78/12  
 56/370  
 D262,028 S \* 11/1981 Johnson ..... D15/29  
 4,346,549 A \* 8/1982 Watron ..... A01D 84/02  
 56/370  
 D274,815 S \* 7/1984 Ehrler ..... D15/17  
 D370,489 S \* 6/1996 Taggett ..... D15/17  
 D396,174 S \* 7/1998 Schultz ..... D15/17  
 D440,985 S \* 4/2001 Noonan ..... D15/28  
 D450,065 S \* 11/2001 Neuerburg ..... D15/17  
 D456,821 S \* 5/2002 Ege ..... D15/28  
 D493,180 S \* 7/2004 Crawford ..... D15/28

6,840,027 B2 \* 1/2005 Donselaar ..... A01D 43/10  
 56/16.4 R  
 D526,666 S \* 8/2006 Bruns ..... D15/28  
 D557,712 S \* 12/2007 Ewringmann ..... D15/28  
 D562,357 S \* 2/2008 Hardy ..... D15/29  
 RE42,028 E \* 1/2011 Ewringmann ..... D15/28  
 D640,289 S \* 6/2011 Wilhelm ..... D15/17  
 D645,479 S \* 9/2011 Ehrhart ..... D15/28  
 D662,520 S \* 6/2012 Nikkei ..... D15/28  
 8,893,461 B2 \* 11/2014 Nikkei ..... A01D 34/733  
 56/255  
 D823,902 S \* 7/2018 Paterson ..... D15/28  
 D911,397 S \* 2/2021 Faust ..... D15/28  
 2013/0025251 A1 \* 1/2013 Arnold ..... A01D 78/1085  
 56/367  
 2013/0118141 A1 \* 5/2013 Arnold ..... A01D 78/1028  
 56/367  
 2013/0219848 A1 \* 8/2013 Speich ..... A01D 78/125  
 56/400  
 2020/0260648 A1 \* 8/2020 Brooks ..... A01D 78/1078  
 2020/0323142 A1 \* 10/2020 Riedel ..... A01D 78/144

\* cited by examiner

*Primary Examiner* — Mark A Goodwin

(74) *Attorney, Agent, or Firm* — Oblon, McClelland,  
 Maier & Neustadt, L.L.P.

(57) **CLAIM**

The ornamental design for a tedder arm, as shown and described.

**DESCRIPTION**

FIG. 1 is a front, top, and left side perspective view of a tedder arm showing the new design.  
 FIG. 2 is a top plan view thereof.  
 FIG. 3 is a left side perspective view thereof, the right side perspective view being a mirror image of the left side perspective view.  
 FIG. 4 is a bottom plan view thereof; and,  
 FIG. 5 is a rear elevational view thereof.

**1 Claim, 5 Drawing Sheets**

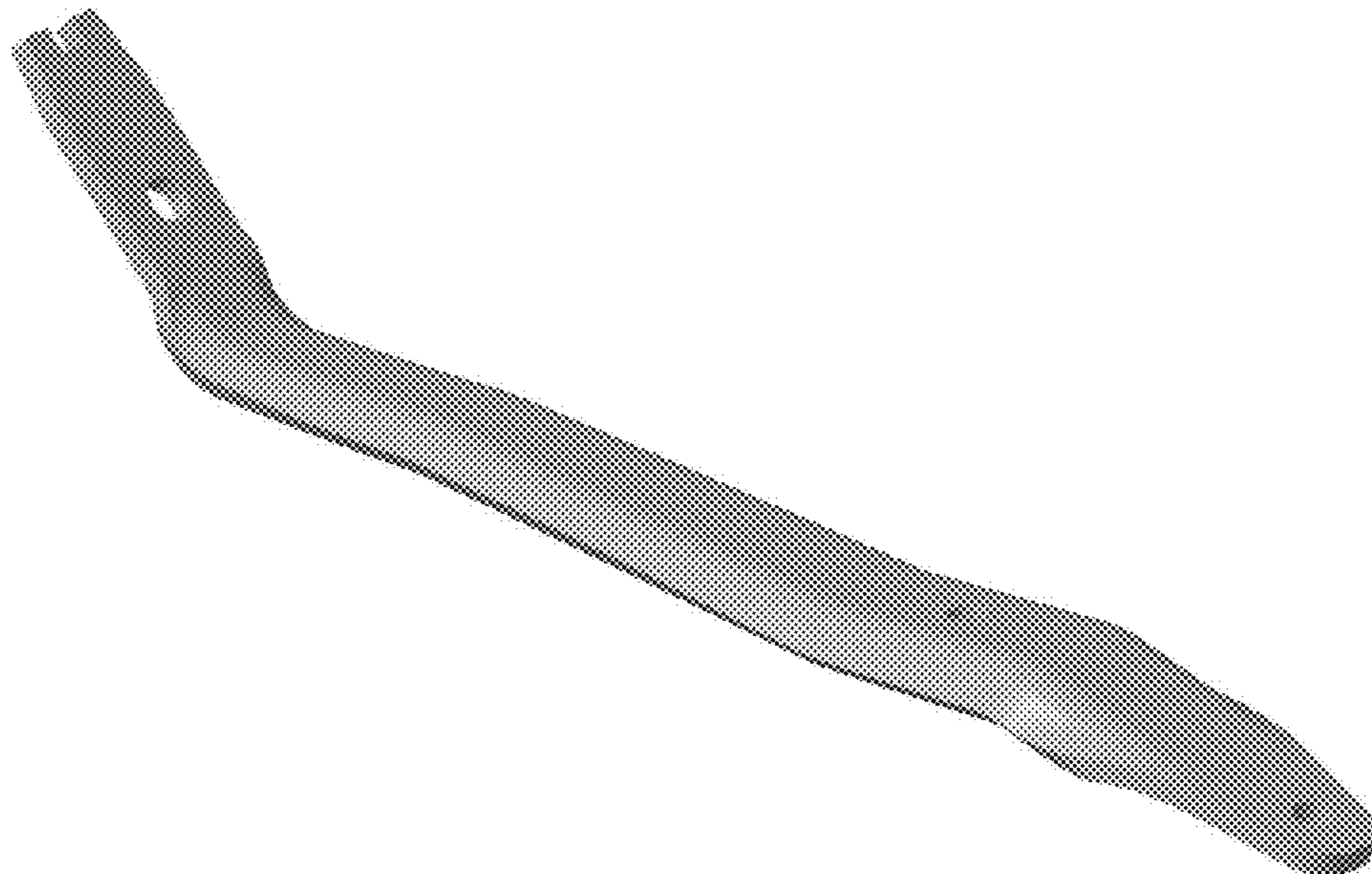


FIG. 1



FIG. 2




FIG. 3

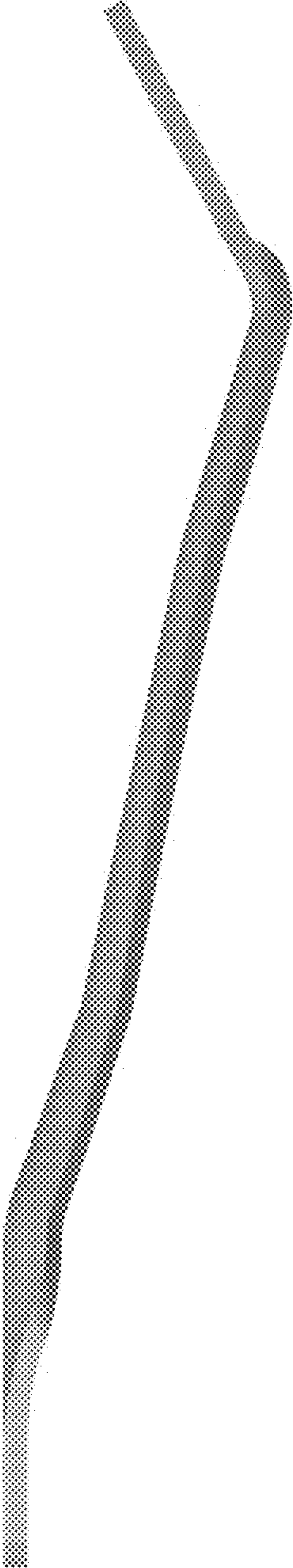


FIG. 4




FIG. 5

