

US00D959449S

(12) **United States Design Patent** (10) **Patent No.:** **US D959,449 S**
Lee et al. (45) **Date of Patent:** **** Aug. 2, 2022**

(54) **ELECTRONIC DEVICE WITH GRAPHICAL USER INTERFACE**

(71) Applicant: **Samsung Electronics Co., Ltd.**, Suwon-si (KR)

(72) Inventors: **Hyunjun Lee**, Suwon-si (KR); **Hayoung Kim**, Suwon-si (KR)

(73) Assignee: **Samsung Electronics Co., Ltd.**, Suwon-si (KR)

(**) Term: **15 Years**

(21) Appl. No.: **29/734,991**

(22) Filed: **May 18, 2020**

(30) **Foreign Application Priority Data**

Jan. 31, 2020 (KR) 30-2020-0004376

(51) **LOC (13) Cl.** **14-04**

(52) **U.S. Cl.**
USPC **D14/485**

(58) **Field of Classification Search**
USPC D14/485-95

(Continued)

(56) **References Cited**

U.S. PATENT DOCUMENTS

D395,045 S * 6/1998 Rafuse D14/490
D618,248 S * 6/2010 Anzures D14/490

(Continued)

OTHER PUBLICATIONS

Clean your status bar like a pro—Martín, <https://medium.com/android-news/clean-your-status-bar-like-a-pro-76c89a1e2c2f> (Year: 2017).*

(Continued)

Primary Examiner — Melanie H Tung
Assistant Examiner — Darmawan Truong
(74) *Attorney, Agent, or Firm* — NSIP Law

(57) **CLAIM**

We claim the ornamental design for an electronic device with graphical user interface, as shown and described.

DESCRIPTION

FIG. 1 is a front perspective view of a first embodiment of an electronic device with graphical user interface showing our new design;

FIG. 2 is a front view thereof;

FIG. 3 is a rear view thereof;

FIG. 4 is a left-side view thereof;

FIG. 5 is a right-side view thereof;

FIG. 6 is a top view thereof;

FIG. 7 is a bottom view thereof;

FIG. 8 is an enlarged view of the graphical user interface in FIG. 2, shown separately from the electronic device;

FIG. 9 is a front perspective view of a second embodiment of an electronic device with graphical user interface showing our new design;

FIG. 10 is a front view thereof;

FIG. 11 is a rear view thereof;

FIG. 12 is a left-side view thereof;

FIG. 13 is a right-side view thereof;

FIG. 14 is a top view thereof;

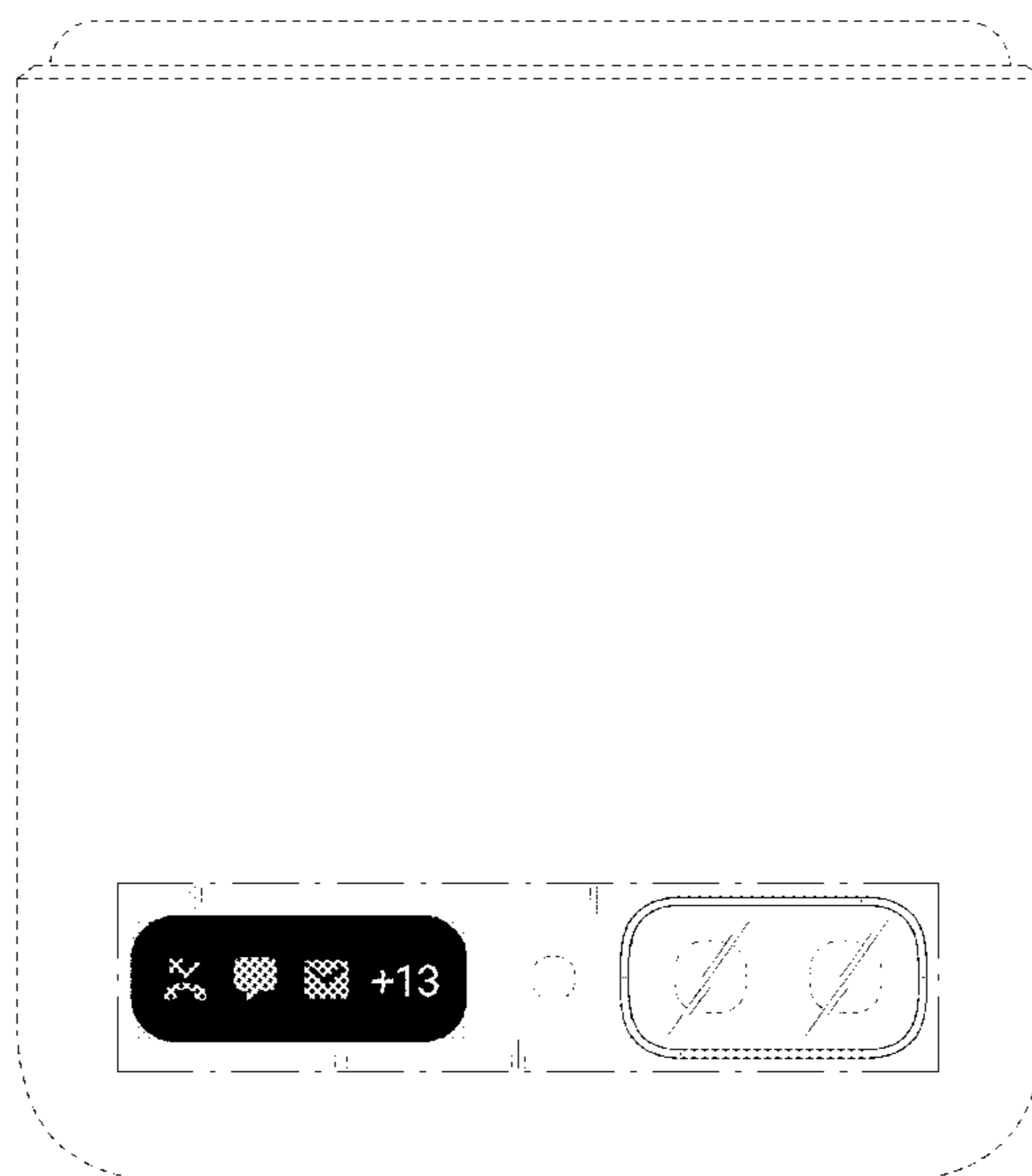
FIG. 15 is a bottom view thereof; and,

FIG. 16 is an enlarged view of the graphical user interface in FIG. 10, shown separately from the electronic device.

The evenly-dashed broken lines in the figures depict portions of the electronic device which form no part of the claimed design.

The dot-dash broken lines in the figures represent a boundary of the claimed design and form no part thereof.

1 Claim, 12 Drawing Sheets



(58) **Field of Classification Search**

CPC G06F 3/048; G06F 3/0481; G06F 3/04812;
 G06F 3/04815; G06F 3/04817; G06F
 3/0482; G06F 3/0483; G06F 3/0484;
 G06F 3/04842; G06F 3/04845; G06F
 3/04847; G06F 3/0485; G06F 3/0486;
 G06F 3/0487; G06F 3/0488; G06F
 3/04883; G06F 3/04886

See application file for complete search history.

(56) **References Cited**

U.S. PATENT DOCUMENTS

D700,914 S * 3/2014 Jin D14/486
 D701,522 S * 3/2014 Wang D14/486
 D728,614 S * 5/2015 Moon D14/489
 D731,528 S * 6/2015 Nagasawa D14/488
 D735,754 S * 8/2015 Chaudhri D14/491
 D745,016 S * 12/2015 Lee D14/485
 D752,609 S * 3/2016 Lim G06F 3/04817
 D14/485
 D753,145 S * 4/2016 Kim D14/485
 D753,681 S * 4/2016 Lim D14/485
 D755,172 S * 5/2016 Lee D14/440

D758,412 S * 6/2016 Kim D14/487
 D772,264 S * 11/2016 Jung D14/486
 D774,544 S * 12/2016 Verma D14/490
 D786,299 S * 5/2017 Farrell D14/491
 D802,003 S * 11/2017 Jeon D14/486
 D815,140 S * 4/2018 Coffman D14/487
 D821,437 S * 6/2018 Chaudhri D14/492
 D845,343 S * 4/2019 Robinson D14/492
 D849,780 S * 5/2019 Coffman D14/487
 2004/0212586 A1 * 10/2004 Denny, III G06F 3/0354
 345/156
 2019/0342252 A1 * 11/2019 Dascola G06F 3/0482

OTHER PUBLICATIONS

Introducing Samsung Galaxy Z Flip—Xeetechcare, <https://www.youtube.com/watch?v=sXwqd6JLucc> (Year: 2020).
 Missed call notification—Leafs123, <https://forums.androidcentral.com/legacy-android-other-oss/342799-missed-call-notification.html> (Year: 2013).
 Samsung Galaxy Z Flip details leaked—Evans, <https://www.t3.com/news/samsung-galaxy-z-flip-details-leaked-set-to-pack-motorola-razr-beating-specs> (Year: 2020).

* cited by examiner

FIG. 1

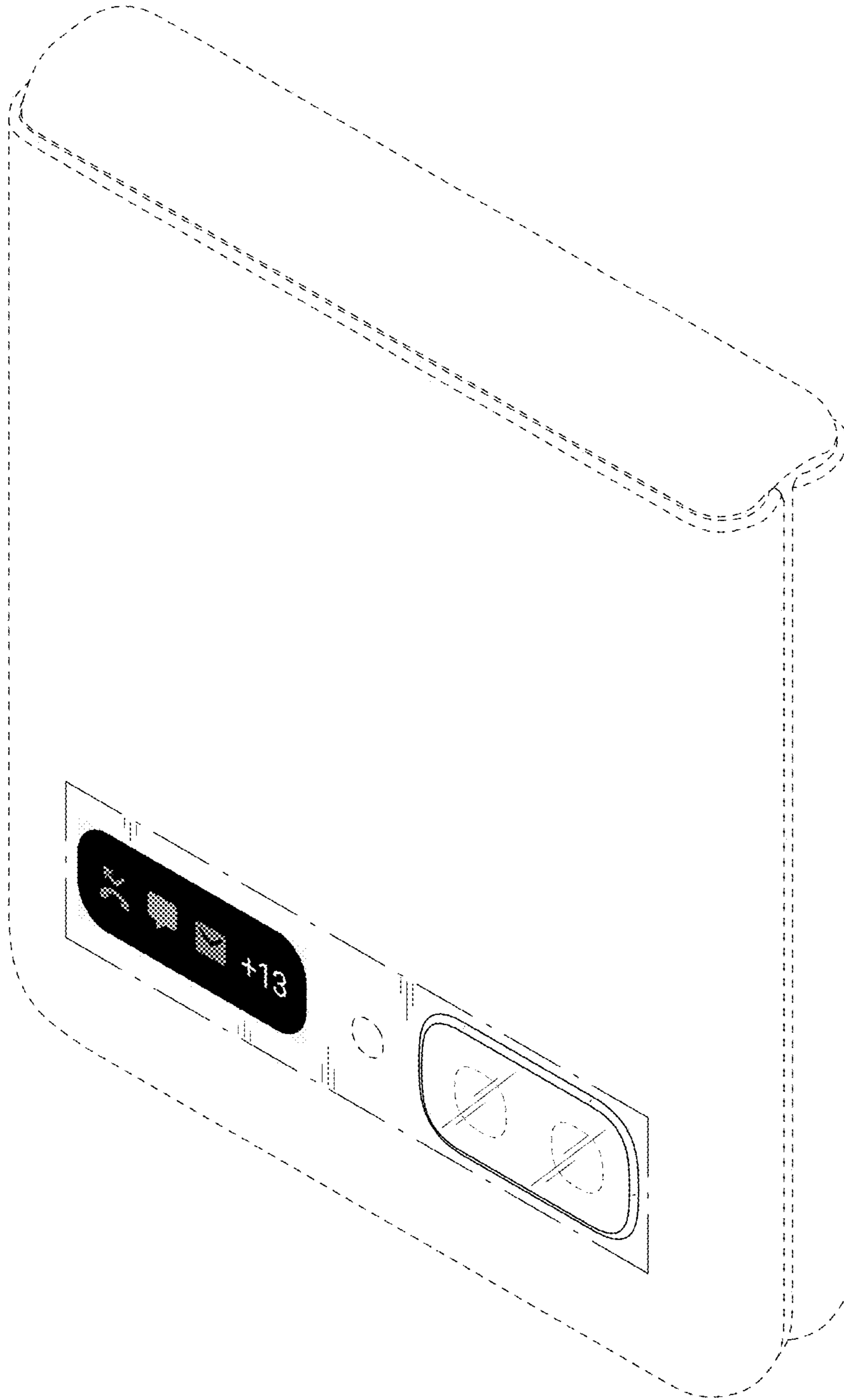


FIG. 2




FIG. 3




FIG. 4




FIG. 5




FIG. 6




FIG. 7

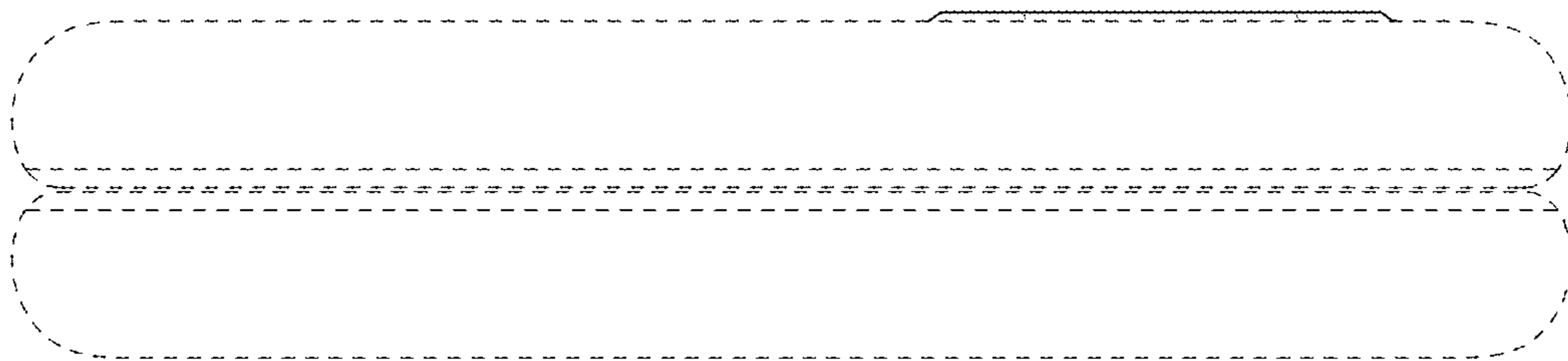


FIG. 8




FIG. 9

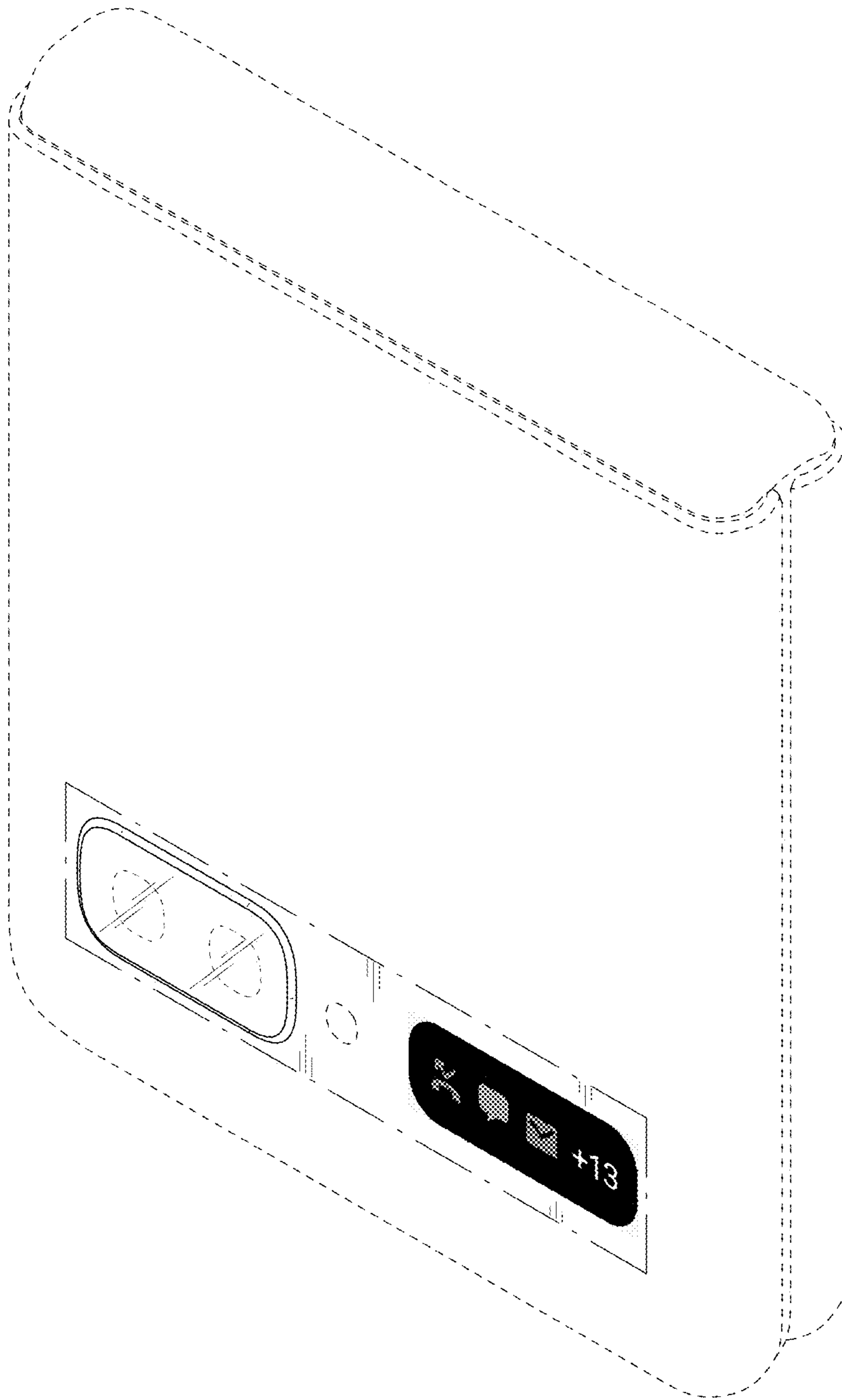


FIG. 10

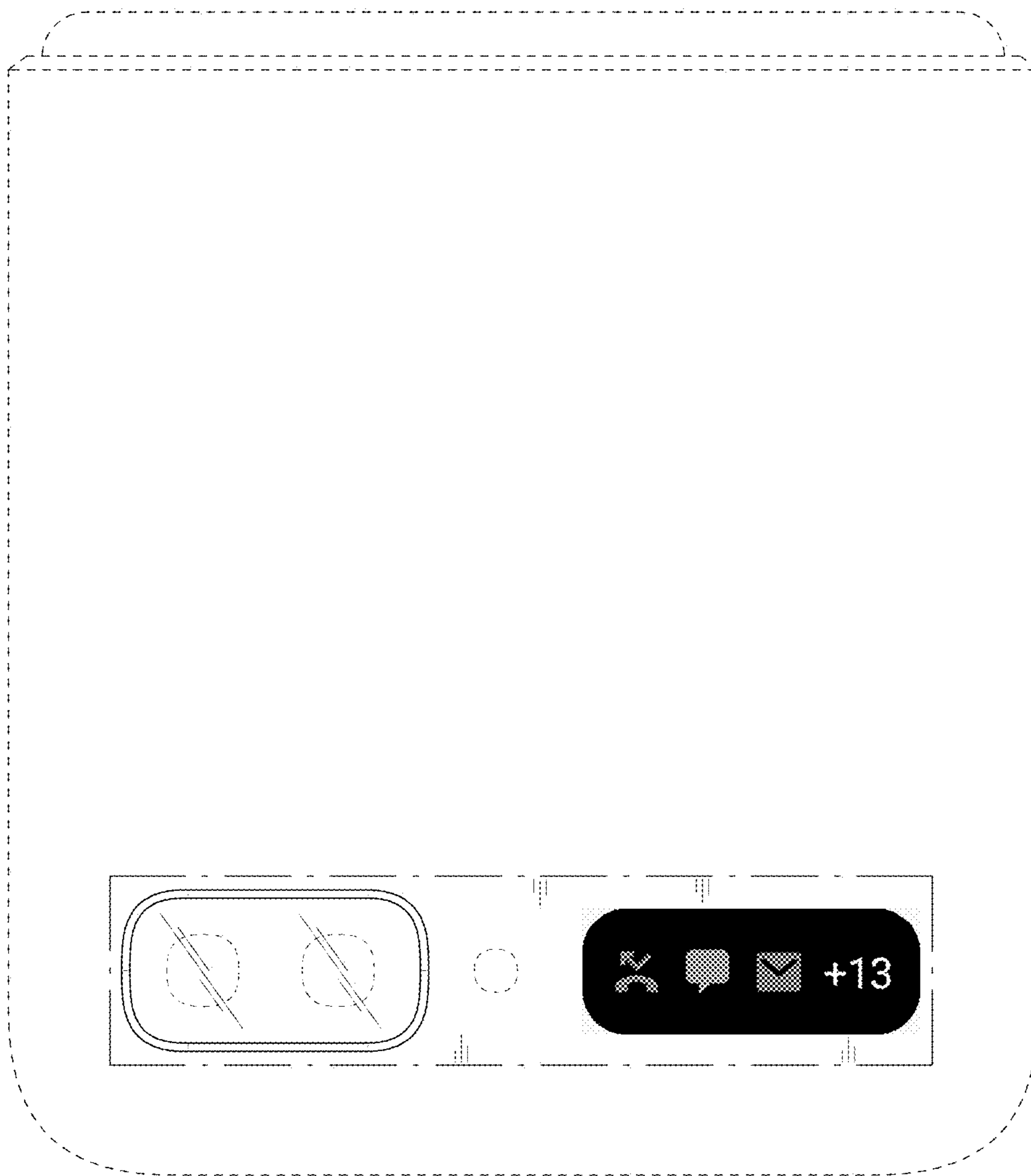


FIG. 11




FIG. 12




FIG. 13




FIG. 14




FIG. 15




FIG. 16

