



US00D959435S

(12) **United States Design Patent** (10) **Patent No.:** **US D959,435 S**
Minnis et al. (45) **Date of Patent:** **** Aug. 2, 2022**

(54) **PEDESTAL SCANNER**

CPC .. D07G 1/0036; D07G 1/0045; D07G 1/0063;
D07G 1/0072; D07G 1/009; G08B
13/1427; G08B 13/1472; G08B 13/1481;
G08B 13/194; G08B 13/246; G08B
13/2462; G08B 13/2465; A47F 9/04;
A47F 9/046; A47F 9/047; A47F 9/048;
A47F 10/02; A47F 2010/005; A47F
2010/025;

(71) Applicant: **Amazon Technologies, Inc.**, Seattle,
WA (US)

(72) Inventors: **Sydney Tye Minnis**, Seattle, WA (US);
Sara Elizabeth Stille, Seattle, WA
(US); **Dylan Thomas Cox**, Seattle, WA
(US); **Daniel Y. Chiang**, Seattle, WA
(US)

(Continued)

(73) Assignee: **Amazon Technologies, Inc.**, Seattle,
WA (US)

(56)

References Cited

U.S. PATENT DOCUMENTS

(**) Term: **15 Years**

D223,349 S * 4/1972 Minas D10/46
D229,515 S * 12/1973 Salsgiver D24/232

(21) Appl. No.: **29/811,709**

(Continued)

(22) Filed: **Oct. 15, 2021**

Primary Examiner — Susan Moon Lee

(74) *Attorney, Agent, or Firm* — Lee & Hayes, P.C.

Related U.S. Application Data

(62) Division of application No. 29/719,312, filed on Jan.
2, 2020, now Pat. No. Des. 933,662.

(57)

CLAIM

(51) **LOC (13) Cl.** **14-02**

The ornamental design for a pedestal scanner, as shown and
described.

(52) **U.S. Cl.**

USPC **D14/420**; D14/421; D14/453

(58) **Field of Classification Search**

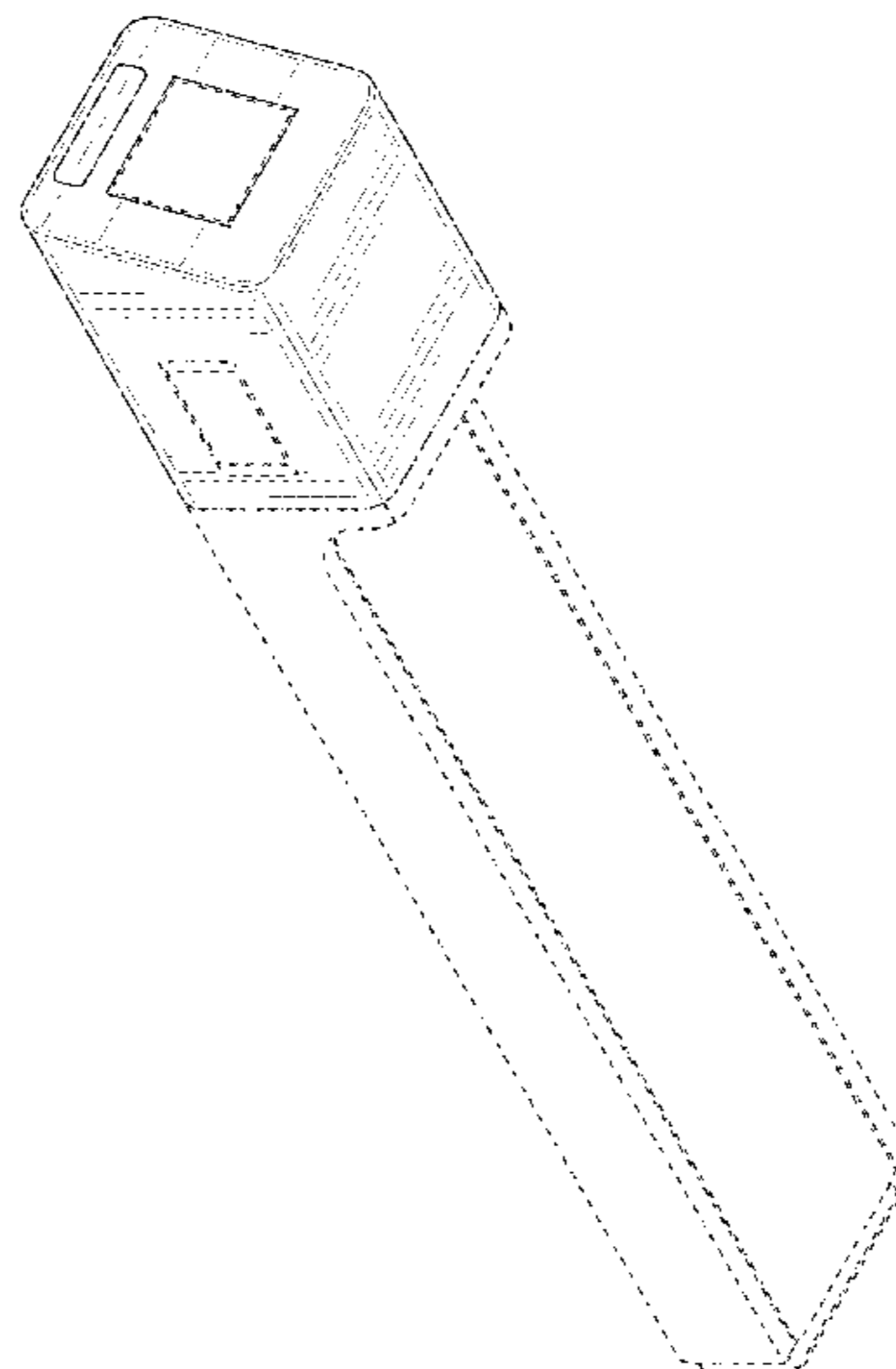
DESCRIPTION

USPC D14/421–425, 420; D18/55, 49, 46, 40,
D18/36–39, 41, 44, 45, 47, 48, 50–54,
D18/56; 235/462, 455, 470, 462.43, 482,
235/483, 462.21, 472.01, 435, 439, 440,
235/446, 454, 461, 462.32, 462.35,
235/462.41, 462.42, 463; 358/474, 486,
358/488, 496, 497, 498, 452, 449, 451,
358/453, 1.13; 318/685, 696; 355/81,
355/75; 399/405, 367, 379, 380;
382/217; 715/209, 222, 226, 274;
400/613, 613.1–613.4, 690.1–690.4,
400/691–694; D26/1–3, 24, 56, 72,
D26/74–86, 88–91, 25; D13/180, 182;
362/150, 217.01–217.9, 217.1, 217.12,
362/217.13, 260, 364, 365, 366, 404, 555,
362/576, 800, 14, 148, 296.01

FIG. 1 is a top, front, left-side perspective view of a pedestal
scanner;
FIG. 2 is a bottom, front, right-side perspective view thereof;
FIG. 3 is a front view thereof;
FIG. 4 is a back view thereof;
FIG. 5 is a left-side view thereof;
FIG. 6 is a right-side view thereof;
FIG. 7 is a top view thereof; and,
FIG. 8 is a bottom view thereof.

The dashed broken lines depict portions of the pedestal
scanner that form no part of the claimed design. The
dot-dashed broken lines represent boundaries of the claimed
pedestal scanner and form no part of the claimed design.

1 Claim, 8 Drawing Sheets



(58) **Field of Classification Search**

CPC G06K 7/10792; G06K 7/10801; G06K 7/10811; G06K 7/1096; G06K 7/1097; G06K 7/1098; G06K 7/12; G06K 7/14; G06K 7/143; G06K 2007/10485; G06K 7/10544-10762; G06K 7/10821-10871; G06K 7/1404-1495; G06K 2207/00; G06K 2207/1011-1018; G01G 19/4144; G01G 21/22; G01G 21/28; G01G 23/32; G01G 23/34; G01G 23/35; G01G 23/375; G01G 23/38; G01G 23/44; G07G 1/0063; G07G 1/0072; G07G 3/006; G02B 5/09; G02B 6/00; G06T 2211/00; H04N 1/0313-032; H04N 1/02815-02895; H04N 1/0249; H04N 1/02481; H04N 1/00; H04N 1/12; H04N 1/00013; H04N 1/00015; H04N 1/00018; H04N 1/00026; H04N 1/00557; H04N 1/00564; H04N 1/00567; H04N 1/0057; H04N 1/00572; H04N 1/00586; H04N 1/00588; H04N 1/00591; H04N 1/00594; H04N 1/00596; H04N 1/00604; H04N 1/00519; H04N 1/00559; H04N 1/00551; H04N 1/00278; H04N 1/1013; H04N 1/10; H04N 5/2251-2256; H04N 2201/02456; H04N 2201/02458; H04N 2201/02462; H04N 2201/03468; H04N 2201/02485; H04N 2201/0249; H04N 2201/02481; H04N 2201/0456; H04N 2201/0446; H04N 2201/00; H04N 2201/0094; H01L 27/14618-14643; H01L 27/14649; H01L 27/14652; H01L 27/14658-1467; H01L 31/0232-02327; H01L 31/1055; H01L 31/14; G03G 15/0142; G03G 15/605; G03G 15/602; F21S 2/00; F21S 4/00; F21S 4/003; F21S 4/005; F21S 4/006; F21S 4/007; F21S 4/008; F21S 6/00; F21S 8/00; F21S 8/024; F21S 8/026; F21S 8/031; F21S 8/033; F21S 8/035-037; F21S 8/04; F21S 8/043; F21S 8/063

See application file for complete search history.

(56)

References Cited

U.S. PATENT DOCUMENTS

D268,150 S * 3/1983 Hauser D6/675.4
 D276,315 S * 11/1984 Collister D10/46
 D282,291 S 1/1986 Harvey
 D289,291 S * 4/1987 Kapper D14/389

D299,028 S 12/1988 Hermann
 D310,515 S * 9/1990 Bianco D14/371
 D311,393 S 10/1990 Weaver et al.
 D315,337 S 3/1991 Weaver et al.
 D354,280 S 1/1995 Fenton
 D355,173 S 2/1995 Fenton et al.
 5,808,289 A 9/1998 Becker
 5,844,228 A 12/1998 Nukui et al.
 D411,202 S 6/1999 Flanagan, III et al.
 D416,032 S 11/1999 Bakshi
 D426,240 S 6/2000 Senda
 D427,587 S 7/2000 Jacobsen et al.
 D444,787 S 7/2001 Tsushima
 D484,850 S * 1/2004 Johnson D13/103
 D537,807 S 3/2007 Griffin et al.
 D544,462 S 6/2007 Patel
 D565,577 S 4/2008 Hanks
 D583,822 S 12/2008 Matsumoto et al.
 D585,066 S 1/2009 Morris et al.
 D621,834 S 8/2010 Kinno et al.
 D671,542 S * 11/2012 Siekmann D14/422
 D690,138 S * 9/2013 Kikkert D6/672
 D693,348 S 11/2013 Min
 D697,917 S 1/2014 Sato et al.
 D717,799 S 11/2014 Lee et al.
 D721,371 S * 1/2015 Rivera D14/420
 D727,901 S 4/2015 Nishimura et al.
 D734,258 S * 7/2015 Yin D13/110
 D736,755 S 8/2015 Kwak et al.
 D750,163 S * 2/2016 Arima D18/50
 D750,513 S 3/2016 King et al.
 D752,051 S * 3/2016 Chen D14/434
 D756,913 S * 5/2016 Esses D13/107
 D763,263 S * 8/2016 Wierenga D14/434
 D787,506 S 5/2017 Takiguchi
 D787,508 S 5/2017 Takiguchi
 D806,018 S * 12/2017 Plager D13/103
 D807,213 S 1/2018 Williams et al.
 D808,391 S 1/2018 Schooneveldt et al.
 D808,833 S 1/2018 Abbott et al.
 D813,240 S * 3/2018 Yeruva D18/12
 D817,959 S 5/2018 Varotto
 10,176,350 B1 * 1/2019 Schwalbe G06F 13/4286
 D850,366 S * 6/2019 Zou D13/108
 10,452,108 B2 * 10/2019 Magi G06F 1/20
 D870,731 S 12/2019 Kuo
 D896,815 S * 9/2020 Liu D14/125
 D908,704 S 1/2021 Long et al.
 D916,092 S 4/2021 Szabo
 11,073,876 B2 * 7/2021 Magi G06F 1/20
 D933,662 S * 10/2021 Minnis D14/453
 D937,266 S * 11/2021 Stille D14/453
 D941,226 S * 1/2022 Slocum D12/400
 2003/0111530 A1 6/2003 Iki et al.
 2007/0286646 A1 12/2007 Ichikawa et al.
 2015/0025985 A1 * 1/2015 Inagawa G07G 1/0018
 705/16

* cited by examiner

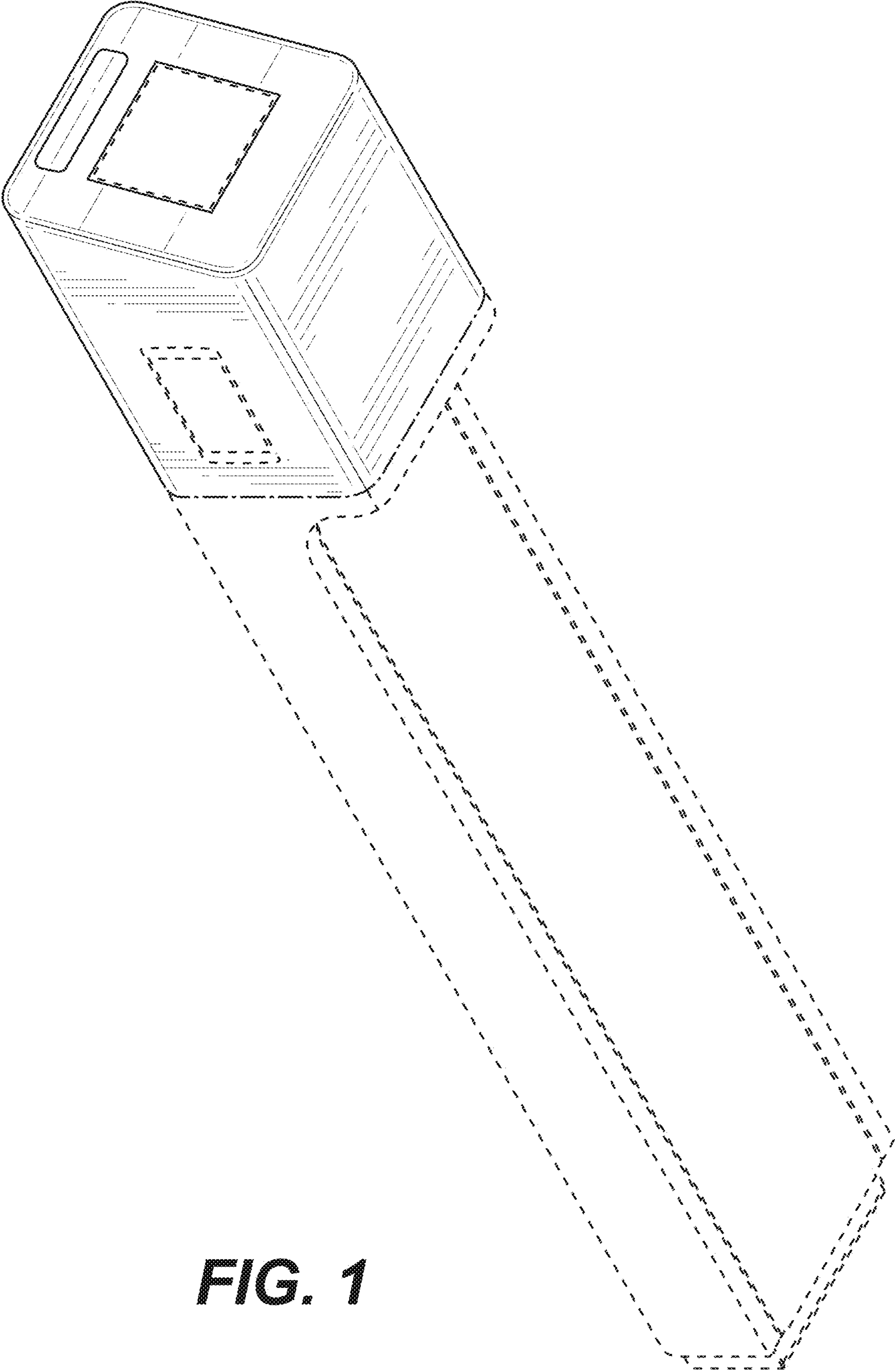


FIG. 1

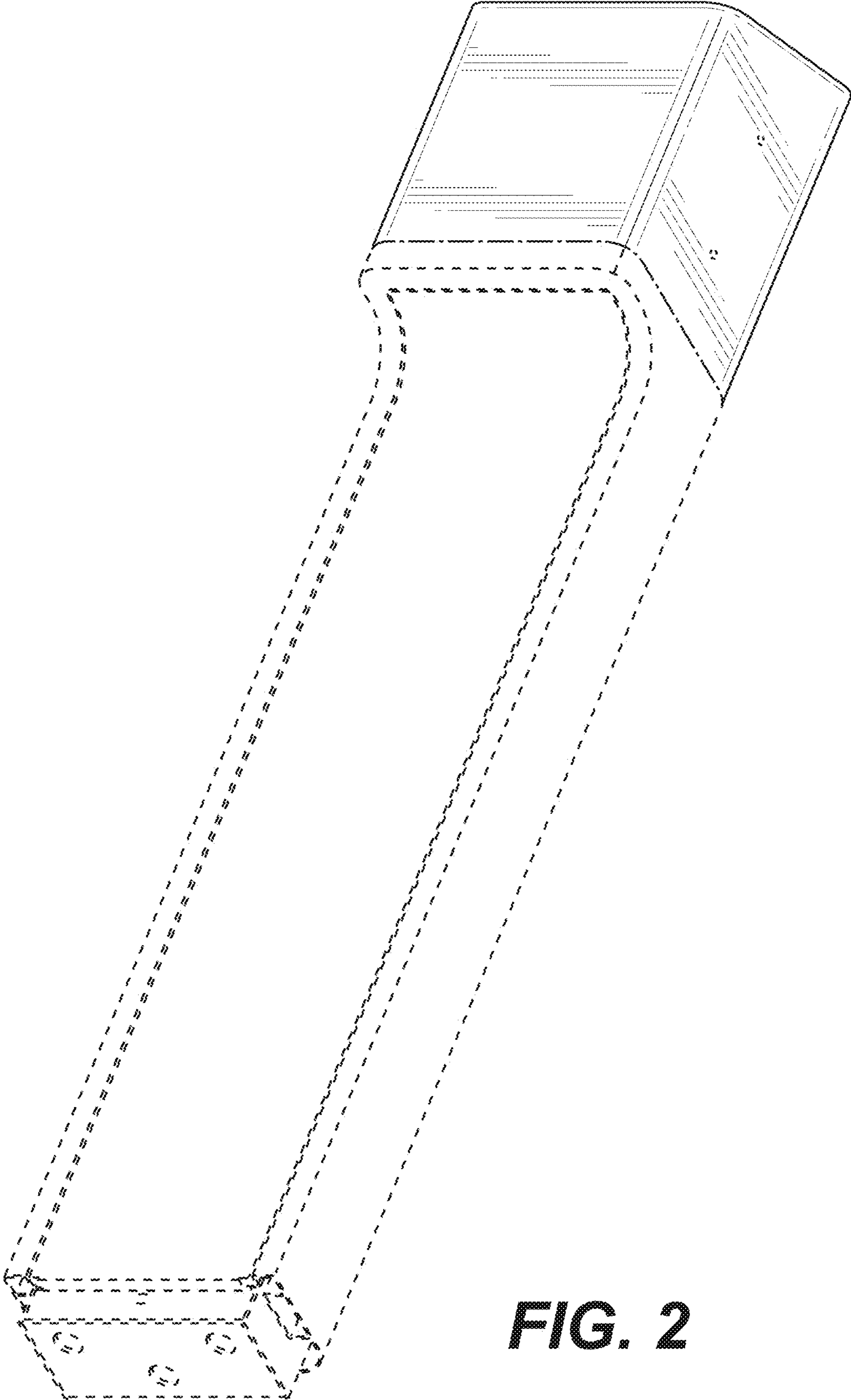


FIG. 2




FIG. 3




FIG. 4




FIG. 5




FIG. 6

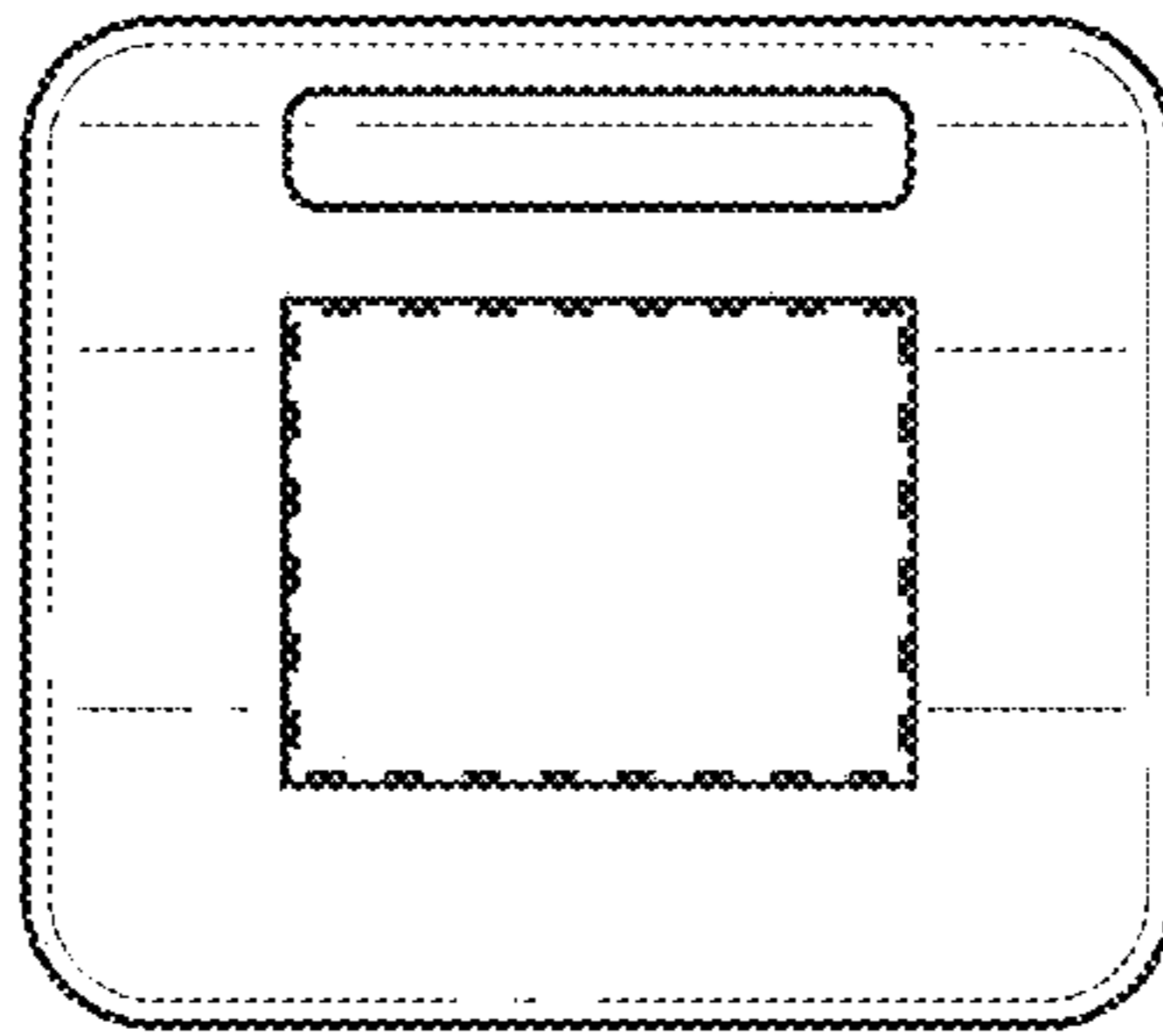


FIG. 7

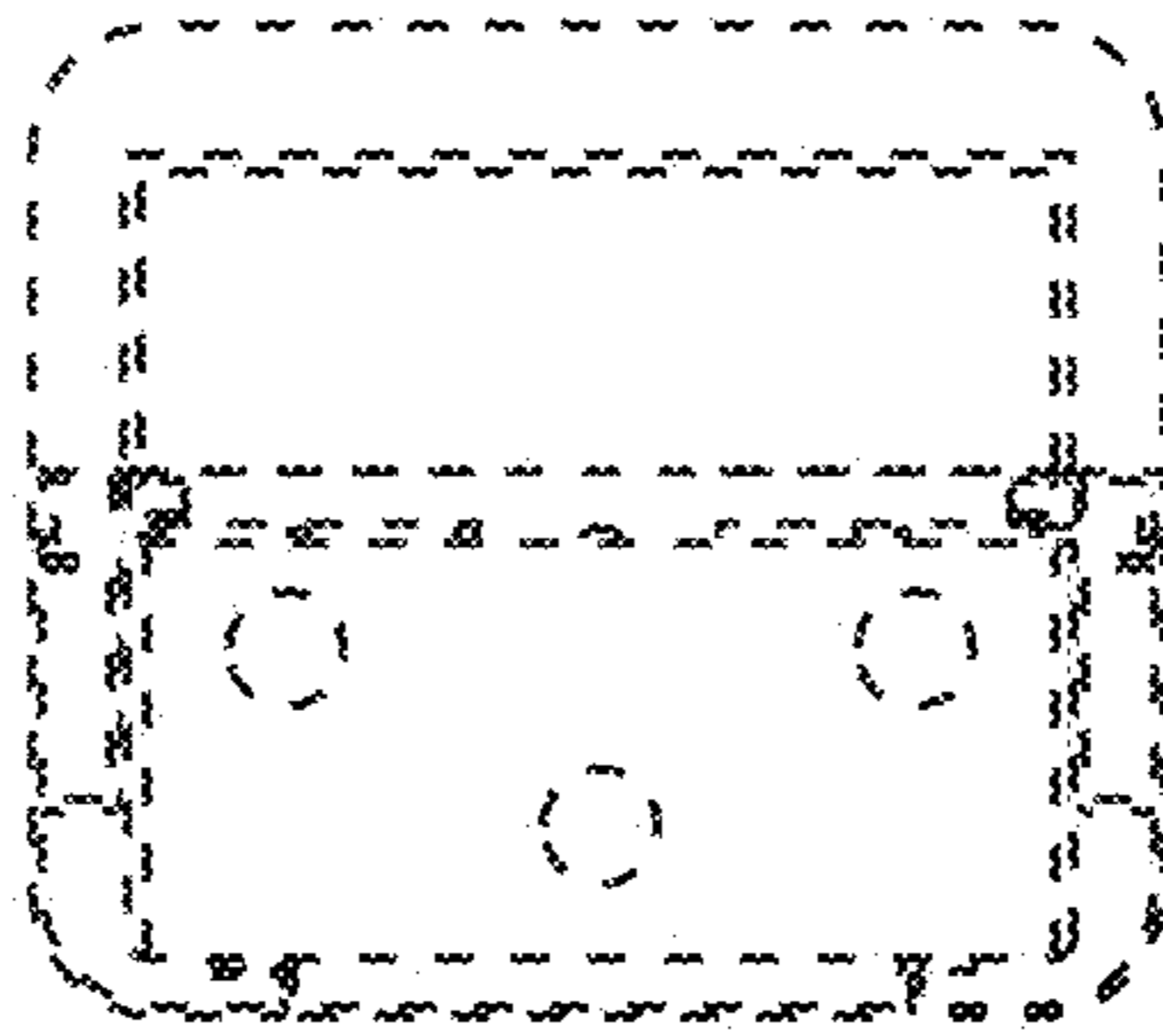


FIG. 8