



US00D959418S

(12) **United States Design Patent** (10) **Patent No.:** **US D959,418 S**
Huang (45) **Date of Patent:** **** Aug. 2, 2022**

(54) **PHONE CASE**
(71) Applicant: **Xiaojie Huang**, Shenzhen (CN)
(72) Inventor: **Xiaojie Huang**, Shenzhen (CN)
(73) Assignee: **Lu Zhou**, Shenzhen (CN)
(**) Term: **15 Years**

D877,154 S * 3/2020 Hummel D14/447
10,610,004 B1 * 4/2020 Yeo A45C 11/182
D894,167 S * 8/2020 Feller D14/251
D894,889 S * 9/2020 Feller D14/251
D903,647 S 12/2020 Lin
D905,040 S * 12/2020 Altschul H04B 1/3888
D916,073 S * 4/2021 Li D14/253
D918,888 S 5/2021 Feng
D925,543 S * 7/2021 Ma D14/440

(Continued)

(21) Appl. No.: **29/808,951**
(22) Filed: **Sep. 24, 2021**
(51) **LOC (13) Cl.** **14-03**
(52) **U.S. Cl.**
USPC **D14/250**; D14/253; D3/218
(58) **Field of Classification Search**
USPC D14/250, 251-253, 447; D3/218;
D12/415
CPC H04M 1/04; A45C 2011/002; A45C
2011/003
See application file for complete search history.

FOREIGN PATENT DOCUMENTS

KR 3020220010334 * 3/2022
KR 3020220011565 * 3/2022

Primary Examiner — Janice Hallmark
(74) *Attorney, Agent, or Firm* — Benjamin H. B. Sley

(57) **CLAIM**

The ornamental design for a phone case, as shown and described.

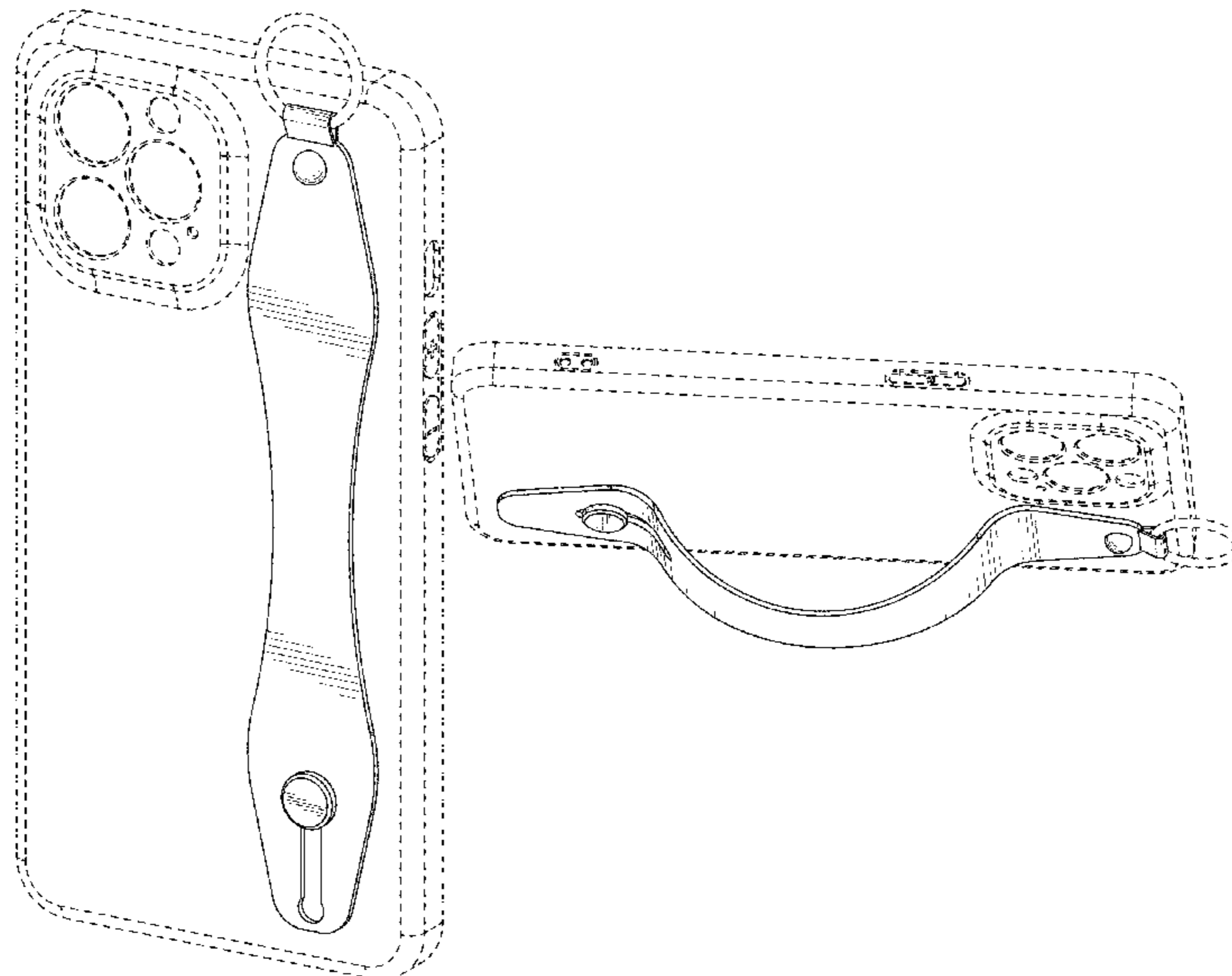
DESCRIPTION

FIG. 1 is a perspective view of a phone case showing my new design;
FIG. 2 is a front view thereof;
FIG. 3 is a rear view thereof;
FIG. 4 is a left side view thereof;
FIG. 5 is a right side view thereof;
FIG. 6 is a top plan view thereof;
FIG. 7 is a bottom plan view thereof;
FIG. 8 is a perspective view thereof in a use state; and,
FIG. 9 is a perspective view thereof in another use state.
The broken lines in the drawings illustrate portions of the phone case that form no part of the claimed design. Additional broken lines in FIG. 9 showing a hand, depict environmental subject matter and form no part of the claimed design.

(56) **References Cited**
U.S. PATENT DOCUMENTS

D650,531 S * 12/2011 Young D29/120.1
D673,162 S * 12/2012 Young D14/447
D689,479 S * 9/2013 Softer D14/253
D703,647 S * 4/2014 Kim D14/250
D705,767 S * 5/2014 Yoon D14/250
D721,373 S * 1/2015 Logereau D14/432
D723,569 S * 3/2015 Peng D14/440
D725,659 S * 3/2015 Tussy D14/440
D738,872 S * 9/2015 Erickson-Davis D3/218
D756,339 S * 5/2016 Tussy D14/250
D771,030 S * 11/2016 Tussy D14/250
D794,007 S * 8/2017 Zhang D14/250
D817,316 S * 5/2018 Srour D14/251
D826,917 S * 8/2018 Zhong D14/253
D831,635 S * 10/2018 Gibson D14/250
D842,290 S * 3/2019 Robertson D14/251
D863,287 S * 10/2019 Srour D14/251
D871,389 S * 12/2019 Lim D14/447

1 Claim, 8 Drawing Sheets



(56)

References Cited

U.S. PATENT DOCUMENTS

D927,475	S	8/2021	Zhang	
D929,382	S *	8/2021	Gwyn	D14/251
D932,482	S *	10/2021	Del Toro	D14/253
D933,645	S *	10/2021	Tsang	D14/250
D937,250	S *	11/2021	Jakobuco	D14/250
D944,789	S *	3/2022	Bar	D14/253
D946,562	S *	3/2022	Emery	D3/249
D950,238	S *	5/2022	Yeo	D3/218
D950,540	S *	5/2022	Yeo	D3/218
D952,623	S *	5/2022	Britt	H04M 1/04
				D14/250
2009/0270050	A1 *	10/2009	Brown	A45F 5/00
				455/90.3
2010/0222118	A1 *	9/2010	Interdanato	A45F 5/00
				455/575.6
2014/0077515	A1 *	3/2014	Rasmussen	A45F 5/00
				294/169
2014/0084035	A1 *	3/2014	Georges	A45F 5/10
				224/267
2014/0159402	A1 *	6/2014	Madrid	H04B 1/3888
				294/137
2015/0011269	A1 *	1/2015	Liu	H04M 1/0202
				455/575.1
2015/0214992	A1 *	7/2015	Gant	A45C 11/00
				455/575.6
2015/0365125	A1 *	12/2015	Murphy	A45F 5/00
				455/575.6
2018/0234126	A1 *	8/2018	Yeo	H04B 1/3888
2019/0055062	A1 *	2/2019	Winn	H04B 1/3888
2020/0028951	A1 *	1/2020	Hummel	H04M 1/04
2020/0093231	A1 *	3/2020	Mora	F16M 11/10
2021/0315339	A1 *	10/2021	Yoon	H04M 1/04
2021/0401156	A1 *	12/2021	Yoder	A45F 5/004
2022/0094379	A1 *	3/2022	Balderston	H04B 1/385

* cited by examiner

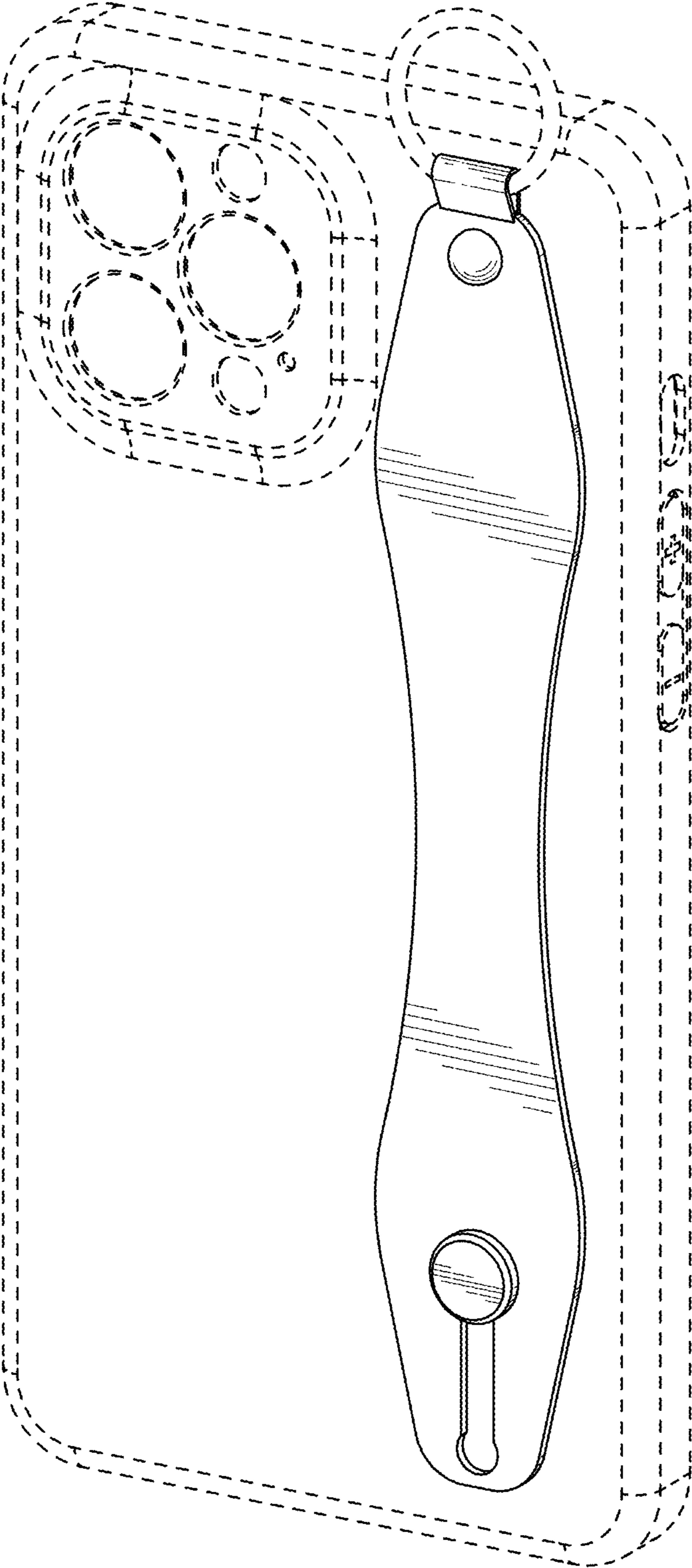


FIG. 1

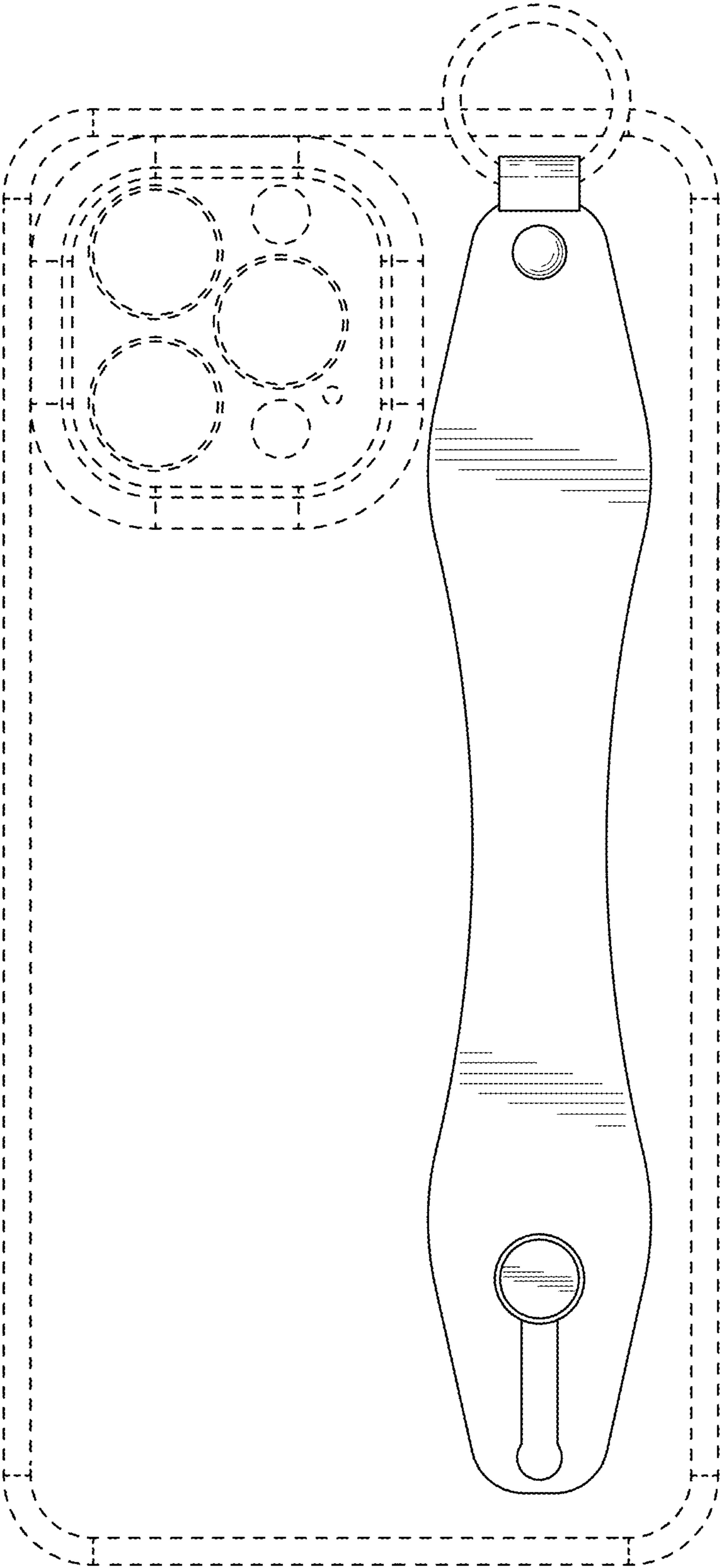


FIG. 2




FIG. 3

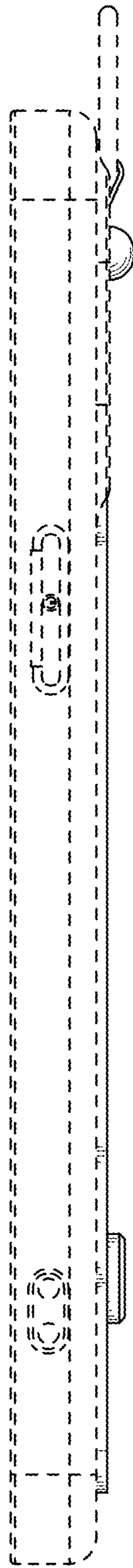


FIG. 4

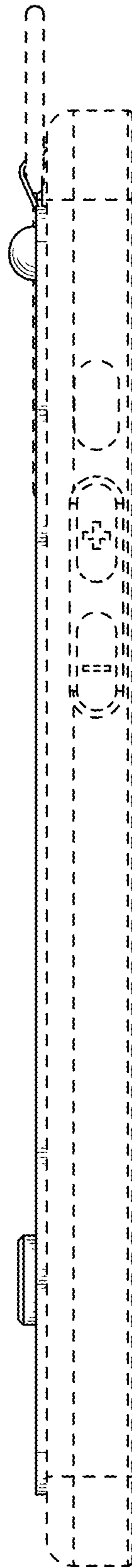


FIG. 5




FIG. 6

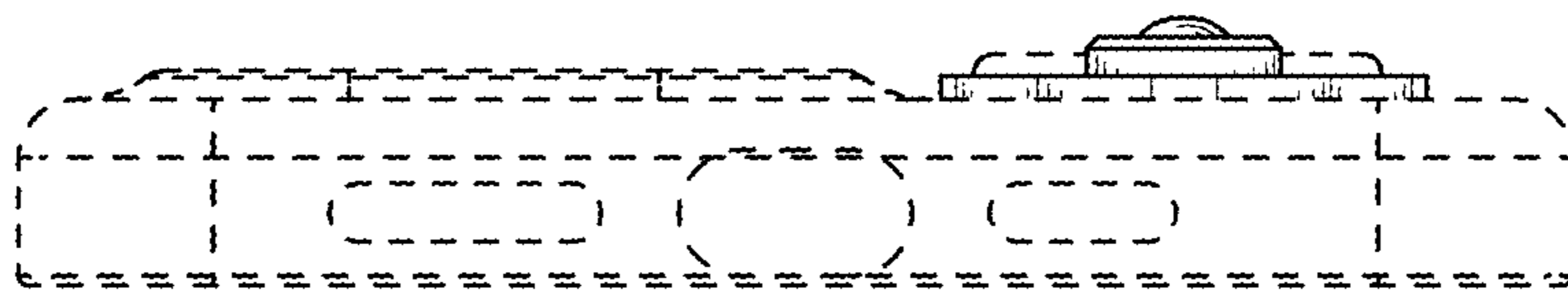


FIG. 7

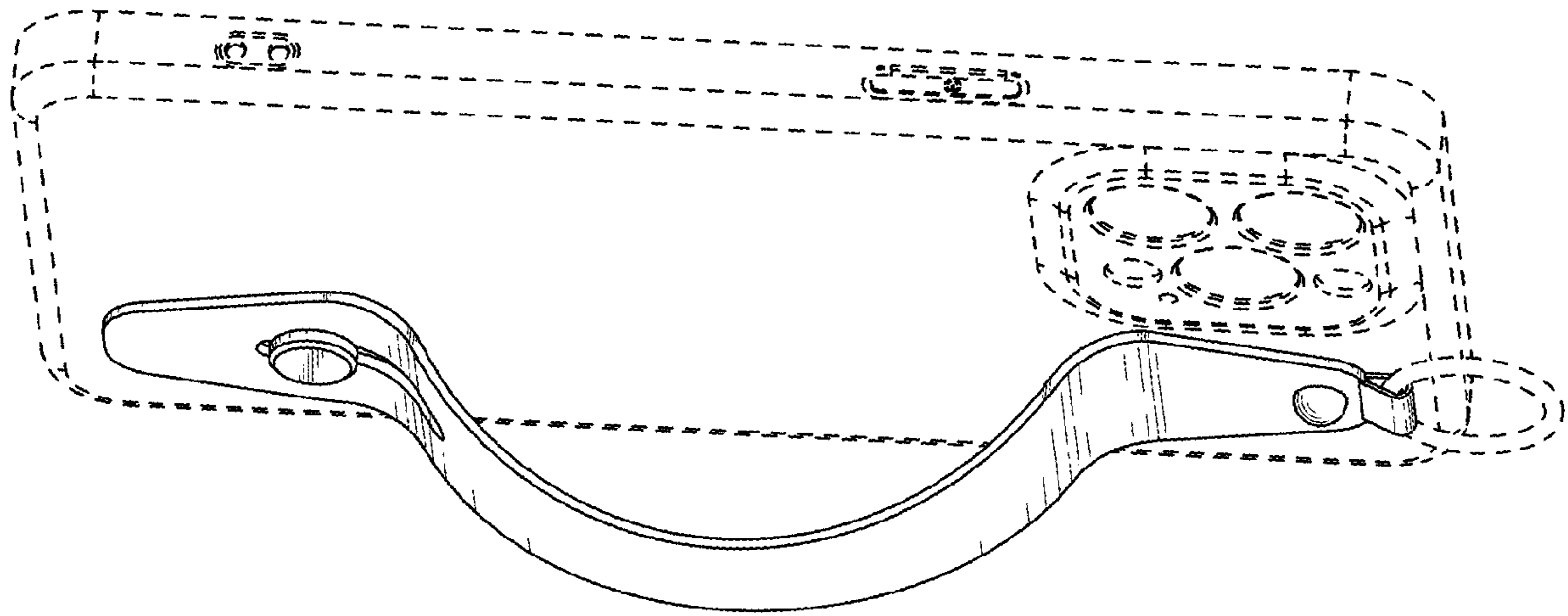


FIG. 8

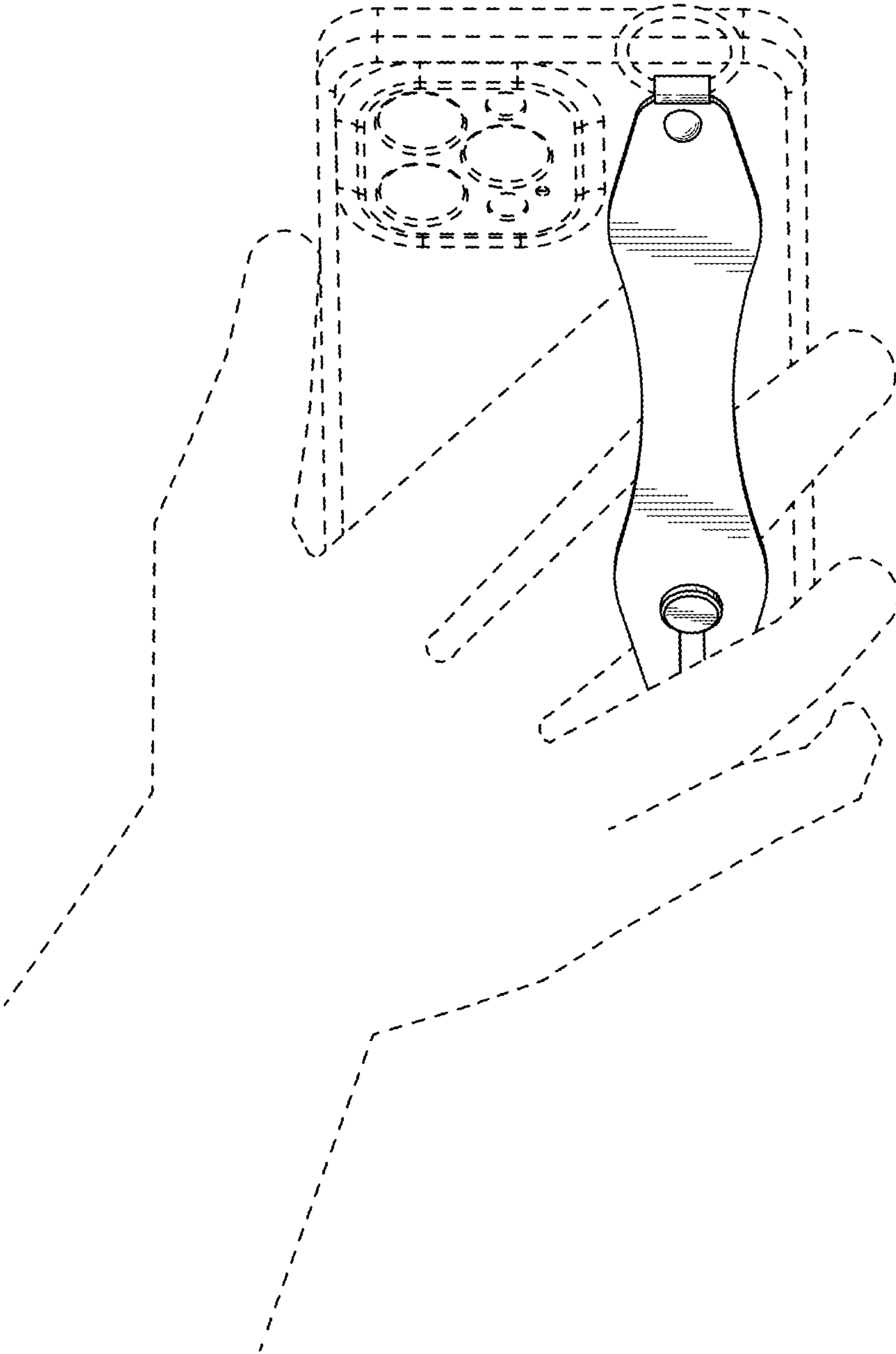


FIG. 9