



US00D959417S

(12) **United States Design Patent** (10) **Patent No.:** **US D959,417 S**  
**Feng** (45) **Date of Patent:** **\*\* Aug. 2, 2022**

- (54) **PHONE CASE**
- (71) Applicant: **Yangjiang Yitao Trading Co., Ltd.,**  
Yangjiang (CN)
- (72) Inventor: **Mou Feng, Yangjiang (CN)**
- (73) Assignee: **Yangjiang Yitao Trading Co., Ltd.,**  
Yangjiang (CN)
- (\*\*) Term: **15 Years**
- (21) Appl. No.: **29/778,760**
- (22) Filed: **Apr. 14, 2021**
- (51) **LOC (13) Cl.** ..... **14-03**
- (52) **U.S. Cl.**  
USPC ..... **D14/250**
- (58) **Field of Classification Search**  
USPC ..... D14/203.3–203.7, 439, 251–253, 447,  
D14/217, 240, 238.1, 440, 248, 250;  
D13/103, 107–108, 119; D3/201, 218,  
D3/247, 249, 269, 273, 301, 303  
CPC . H04B 1/3888; A45C 13/02; A45C 2011/002;  
A45C 1/06; A45C 11/00; A45F  
2200/0525; A45F 2005/026; A45F  
2200/0516; H04M 1/0283; H04M 1/0202  
See application file for complete search history.

(56) **References Cited**

**U.S. PATENT DOCUMENTS**

D574,819 S *	8/2008	Andre	.....	D3/269
D582,149 S *	12/2008	Tan	.....	D3/201
D619,361 S *	7/2010	Andre	.....	D3/269
D622,716 S *	8/2010	Andre	.....	D14/250
D631,246 S *	1/2011	Boettner	.....	D3/218
D647,085 S *	10/2011	Chung	.....	A45C 11/00
				D14/250
D669,458 S *	10/2012	Wilson	.....	D14/250

D675,197 S *	1/2013	Losiewicz	.....	D14/250
D675,198 S *	1/2013	Andre	.....	D14/250
8,457,701 B2 *	6/2013	Diebel	.....	H04B 1/3888
				455/575.8
D712,892 S *	9/2014	Hong	.....	D14/250
D721,360 S *	1/2015	Laffon de Mazieres	....	D14/250
D740,267 S *	10/2015	Diebel	.....	D14/250
D743,389 S *	11/2015	Akana	.....	D14/250
D852,186 S *	6/2019	Yu	.....	D14/250
D883,269 S *	5/2020	Akana	.....	D14/250
D897,331 S	9/2020	Kim		
D899,417 S	10/2020	Dai		
D903,647 S *	12/2020	Lin	.....	D14/250
D909,359 S *	2/2021	Kim	.....	D14/250
D917,451 S *	4/2021	Ng	.....	D14/250
D918,888 S *	5/2021	Feng	.....	D14/250
D929,984 S *	9/2021	Wu	.....	D14/250
2011/0084081 A1 *	4/2011	Chung	.....	A45C 13/26
				220/628

\* cited by examiner

*Primary Examiner* — Carla J Wright

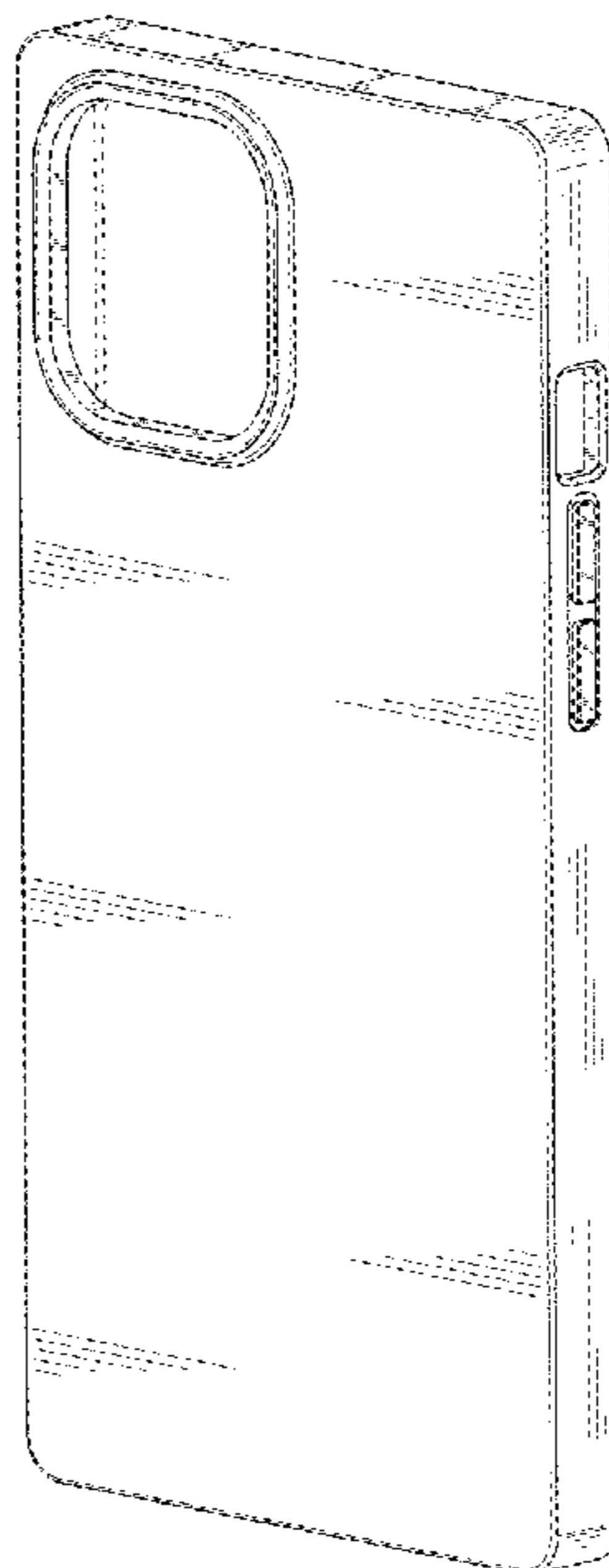
(57) **CLAIM**

The ornamental design for a phone case, as shown and described.

**DESCRIPTION**

FIG. 1 is a front, right-side, and top perspective view of a phone case showing my new design;  
 FIG. 2 is a front view thereof;  
 FIG. 3 is a rear view thereof;  
 FIG. 4 is a left side view thereof;  
 FIG. 5 is a right side view thereof;  
 FIG. 6 is a bottom plan view thereof; and,  
 FIG. 7 is a top plan view thereof.  
 The broken lines in the drawing figures form no part of the claimed design and depict portions of the phone case that form no part of the claimed design.

**1 Claim, 7 Drawing Sheets**



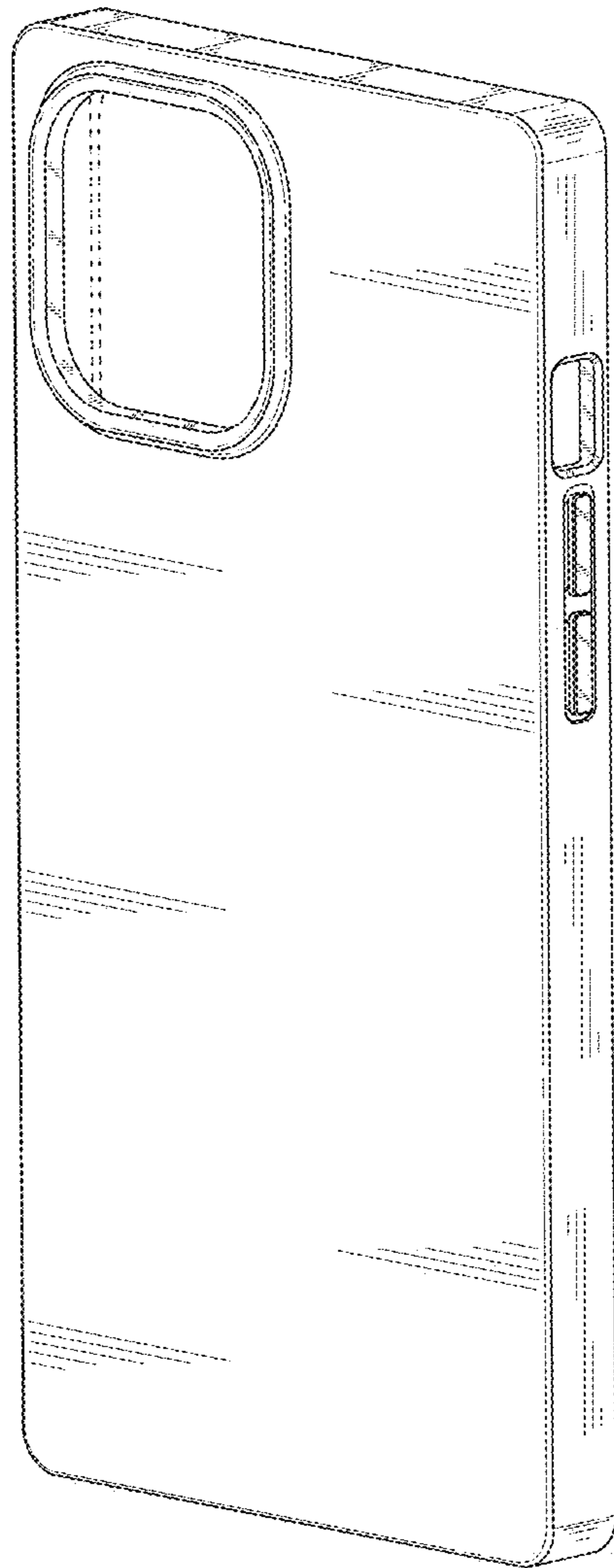


FIG. 1




FIG. 2




FIG. 3




FIG. 4




FIG. 5

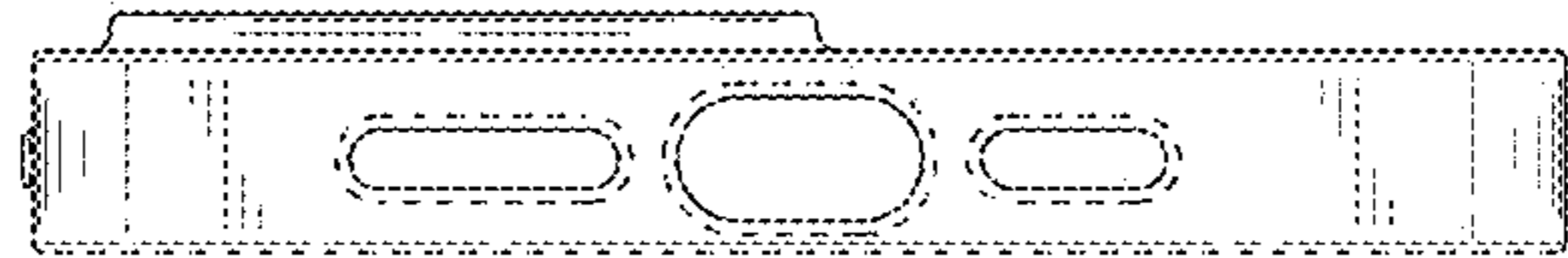


FIG. 6




FIG. 7