



US00D959404S

(12) **United States Design Patent**
Li

(10) **Patent No.:** **US D959,404 S**

(45) **Date of Patent:** **** Aug. 2, 2022**

- (54) **WIRELESS MUSIC HEADBAND**
- (71) Applicant: **Jianping Li**, Pingxiang (CN)
- (72) Inventor: **Jianping Li**, Pingxiang (CN)
- (**) Term: **15 Years**
- (21) Appl. No.: **29/795,647**
- (22) Filed: **Jun. 19, 2021**
- (51) **LOC (13) Cl.** **14-01**
- (52) **U.S. Cl.**
USPC **D14/192; D14/205**
- (58) **Field of Classification Search**
USPC D14/192, 205, 344; D16/301, 306, 312,
D16/339; D24/206, 190, 207; D2/894,
D2/866, 875; 2/171, DIG. 11, 209.13,
2/209; D28/41; 132/53-54; 381/380,
381/381, 376, 333, 338, 378; D7/517;
D29/112
CPC H04R 25/00; H04R 25/02; H04R 1/02;
H04R 1/10; H04R 9/06; H04R 1/105;
H04R 5/02; H04R 1/1075; H04R 5/033;
H04R 5/0335; H04R 3/12; H04R 1/1008;
A42B 1/245; A42B 3/30; A61F 13/00;
A61F 9/04
See application file for complete search history.

(56) **References Cited**
U.S. PATENT DOCUMENTS

- 1,927,751 A * 9/1933 Mensi A61F 7/08
D24/207
- 2,361,963 A * 11/1944 Rosenblatt A61F 11/12
137/859
- 2,633,127 A * 3/1953 Scholl A61F 13/063
128/894
- 3,131,400 A * 5/1964 Blanchard A42B 1/12
D2/894
- 3,301,254 A * 1/1967 Schickendanz A61F 13/063
623/7

- 3,858,589 A * 1/1975 Geiger A45D 24/36
132/214
 - 3,922,725 A * 12/1975 Csiki A61F 11/14
2/209
 - 3,952,158 A * 4/1976 Kyle H04R 3/04
381/372
 - D254,876 S * 5/1980 Reitenga D29/112
 - 4,418,248 A * 11/1983 Mathis H04R 1/26
381/373
 - 4,641,655 A * 2/1987 Abt A61F 7/10
607/109
 - 5,088,549 A * 2/1992 Schneider A61F 7/02
165/DIG. 45
 - D328,160 S * 7/1992 Sudduth D29/112
- (Continued)

FOREIGN PATENT DOCUMENTS

- CN 307103597 * 2/2022
 - EM 008468870-0001 * 3/2021
- (Continued)

Primary Examiner — Paula Allen Greene
(74) *Attorney, Agent, or Firm* — Georgi Korobanov

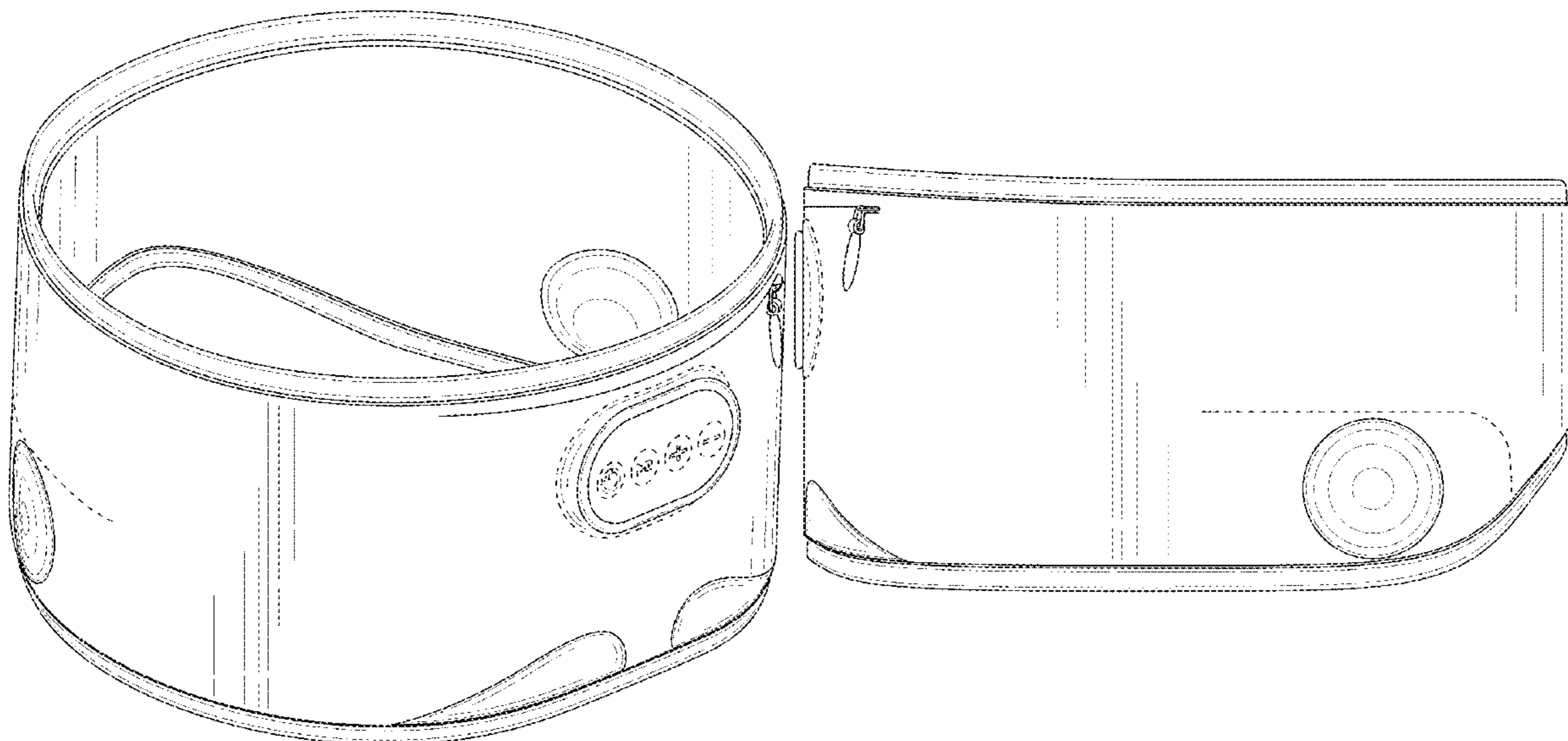
(57) **CLAIM**

The ornamental design for wireless music headband, as shown and described.

DESCRIPTION

FIG. 1 is a perspective view of a wireless music headband showing my new design according to a first embodiment; FIG. 2 is a front view thereof; FIG. 3 is a rear view thereof; FIG. 4 is a right side view thereof; FIG. 5 is a left side view thereof; FIG. 6 is a bottom plan view thereof; and, FIG. 7 is a top plan view thereof. The broken lines depict portions of the wireless music headband and form no part of the claimed design.

1 Claim, 7 Drawing Sheets



(56)

References Cited

U.S. PATENT DOCUMENTS

D364,710 S * 11/1995 Byrd D29/112
 D421,804 S * 3/2000 Gill D24/195
 D544,103 S * 6/2007 Meziere D24/216
 D547,008 S * 7/2007 Machold D29/112
 D592,236 S * 5/2009 McGrath A61F 9/04
 D16/301
 7,983,437 B2 * 7/2011 Wong H04R 1/1075
 381/381
 8,111,859 B2 * 2/2012 Phillips H04R 5/0335
 381/376
 D668,703 S * 10/2012 Gordon D16/301
 D669,633 S * 10/2012 Hedgren D2/894
 D687,189 S * 7/2013 Fairclough D29/112
 D693,931 S * 11/2013 Paisis D24/195
 D717,489 S 11/2014 Haas
 D718,369 S * 11/2014 Janavicius D16/312
 D728,158 S 4/2015 Beaugureau
 D780,376 S 2/2017 Johnson et al.
 D791,333 S * 7/2017 Wilson D24/190
 D837,870 S * 1/2019 Warnock A61F 9/04
 D16/312
 D861,060 S * 9/2019 Zheng A61F 9/04
 D16/301
 D867,436 S * 11/2019 Lian D16/301
 D867,437 S * 11/2019 Lian D16/301

D870,062 S * 12/2019 Peng D2/866
 D887,484 S * 6/2020 Guo A61F 9/04
 D16/301
 D906,405 S * 12/2020 Seidenfeld D16/301
 D907,688 S * 1/2021 Du D16/301
 D907,849 S * 1/2021 Welch D28/41
 D913,984 S * 3/2021 Li D14/192
 D918,991 S * 5/2021 Du D16/301
 D932,459 S * 10/2021 Liu D14/205
 D938,381 S * 12/2021 Li D16/301
 D946,549 S * 3/2022 Wang D14/205
 2008/0044052 A1 * 2/2008 Whipple H04R 1/105
 381/376
 2008/0144872 A1 * 6/2008 Phillips H04R 5/0335
 381/301
 2008/0181429 A1 * 7/2008 Fried H04R 1/44
 381/87
 2017/0251741 A1 * 9/2017 Wang H04R 5/0335
 2018/0035189 A1 * 2/2018 Givens H04R 1/025
 2019/0132663 A1 * 5/2019 Lu H04R 1/1008

FOREIGN PATENT DOCUMENTS

EM 008591267-0001 * 6/2021
 GB 6143664 * 6/2021
 GB 6145649 * 6/2021

* cited by examiner

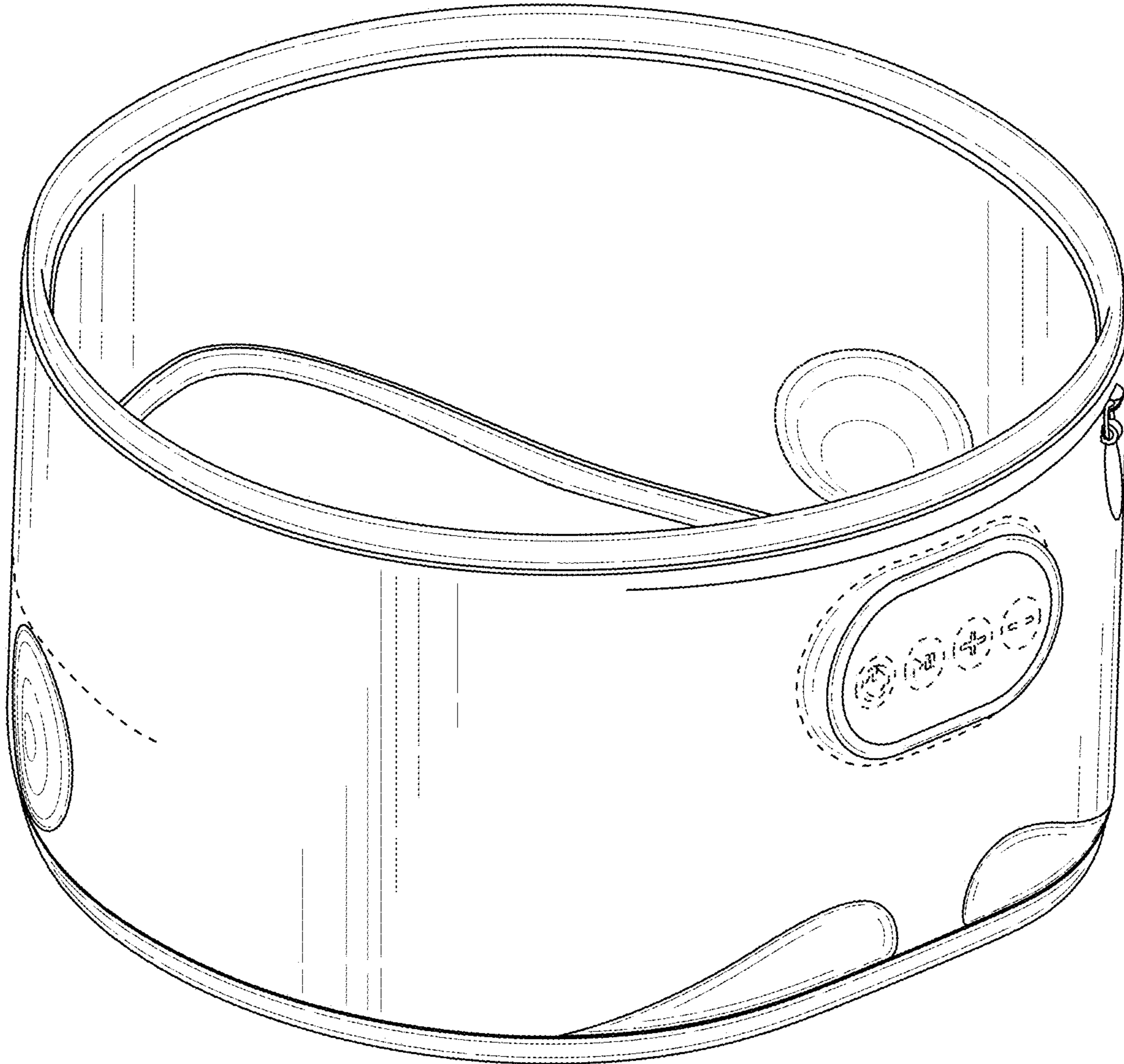


FIG. 1

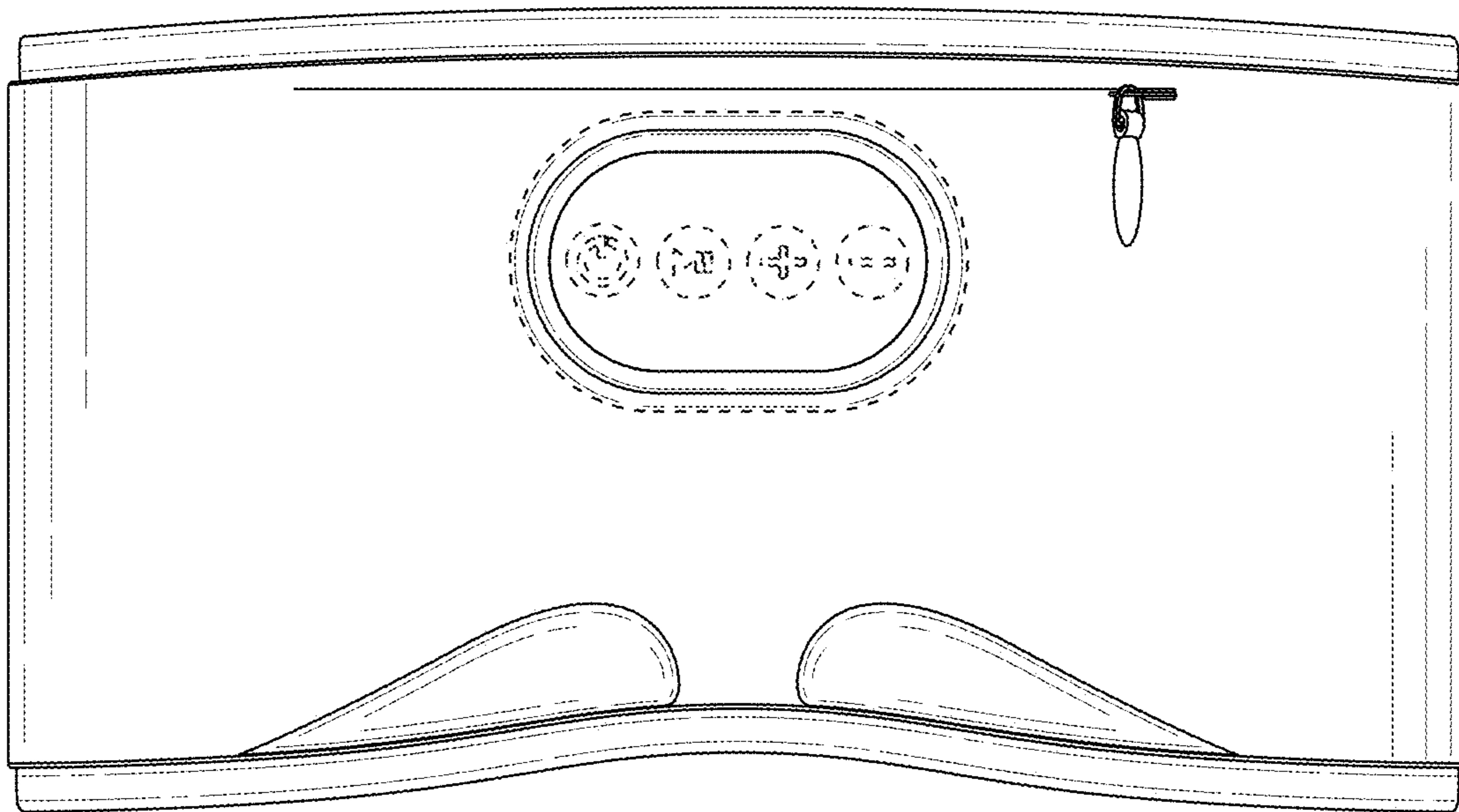


FIG. 2

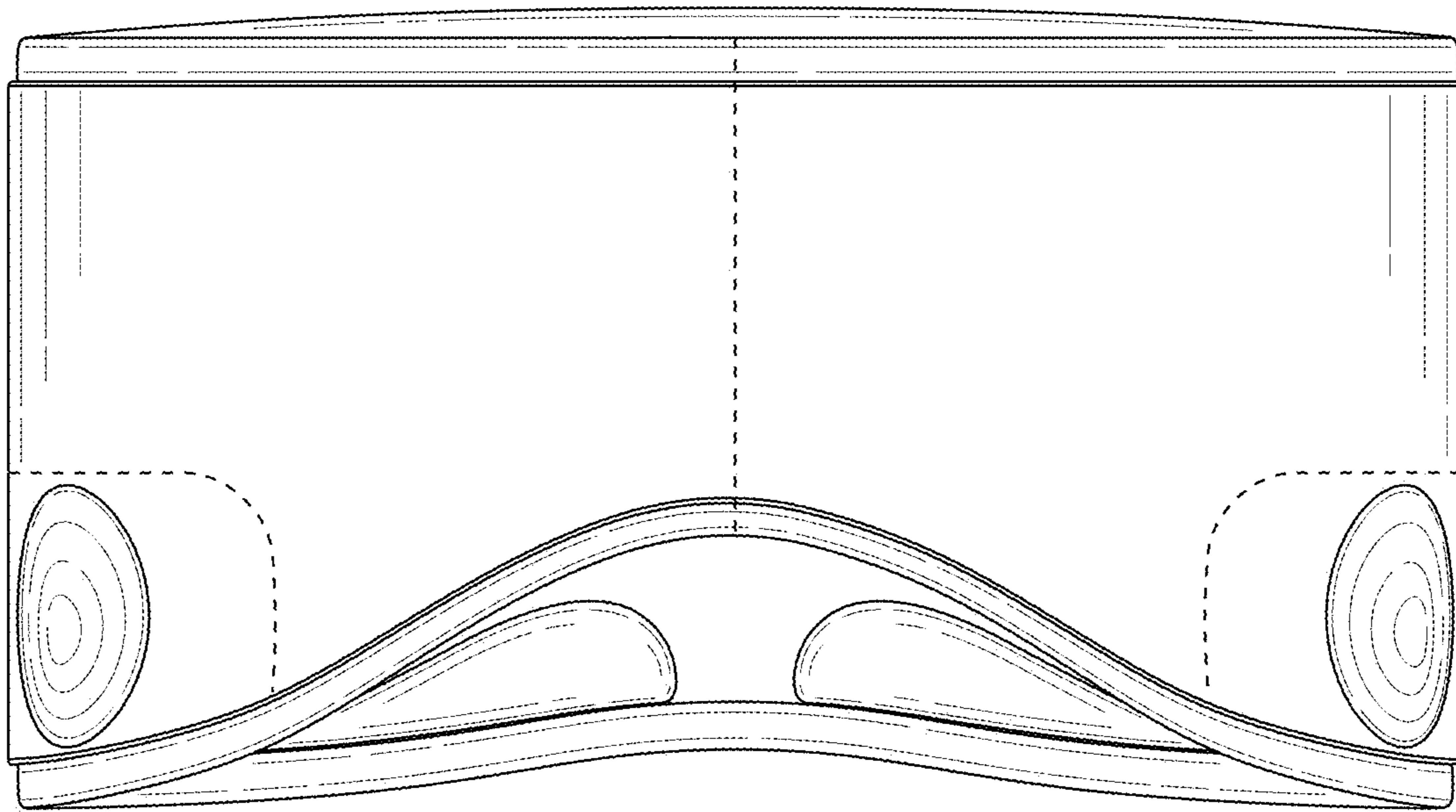


FIG. 3

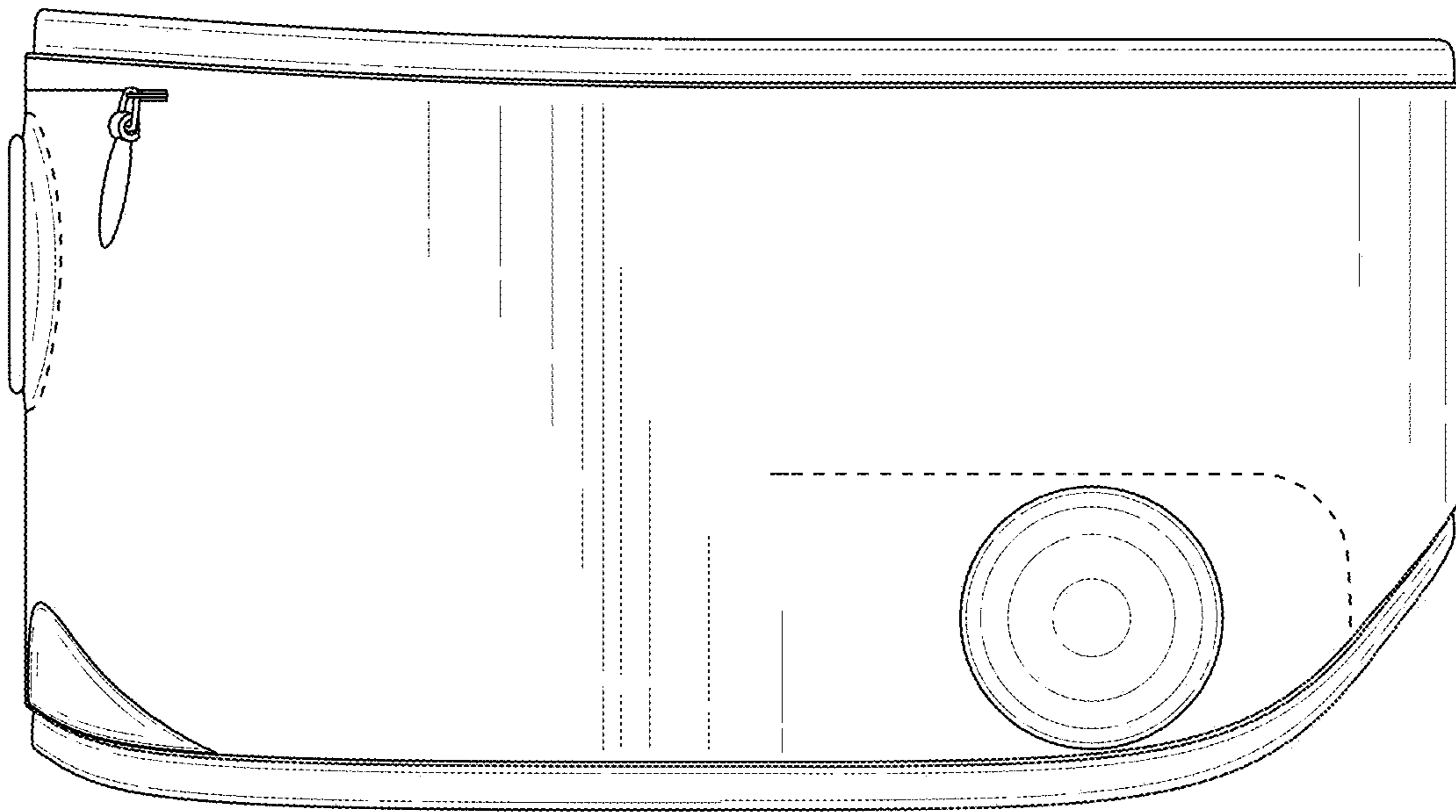


FIG. 4

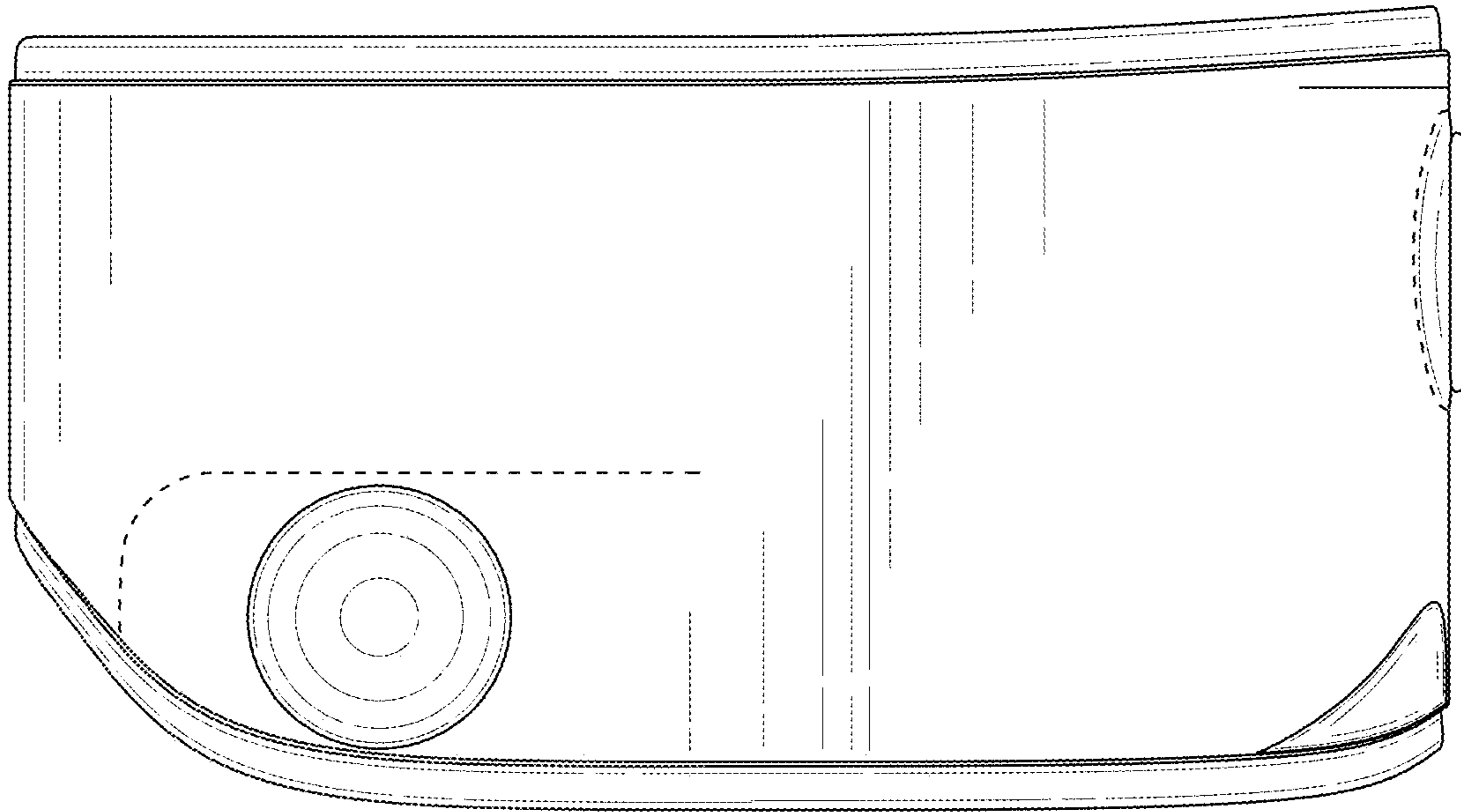


FIG. 5

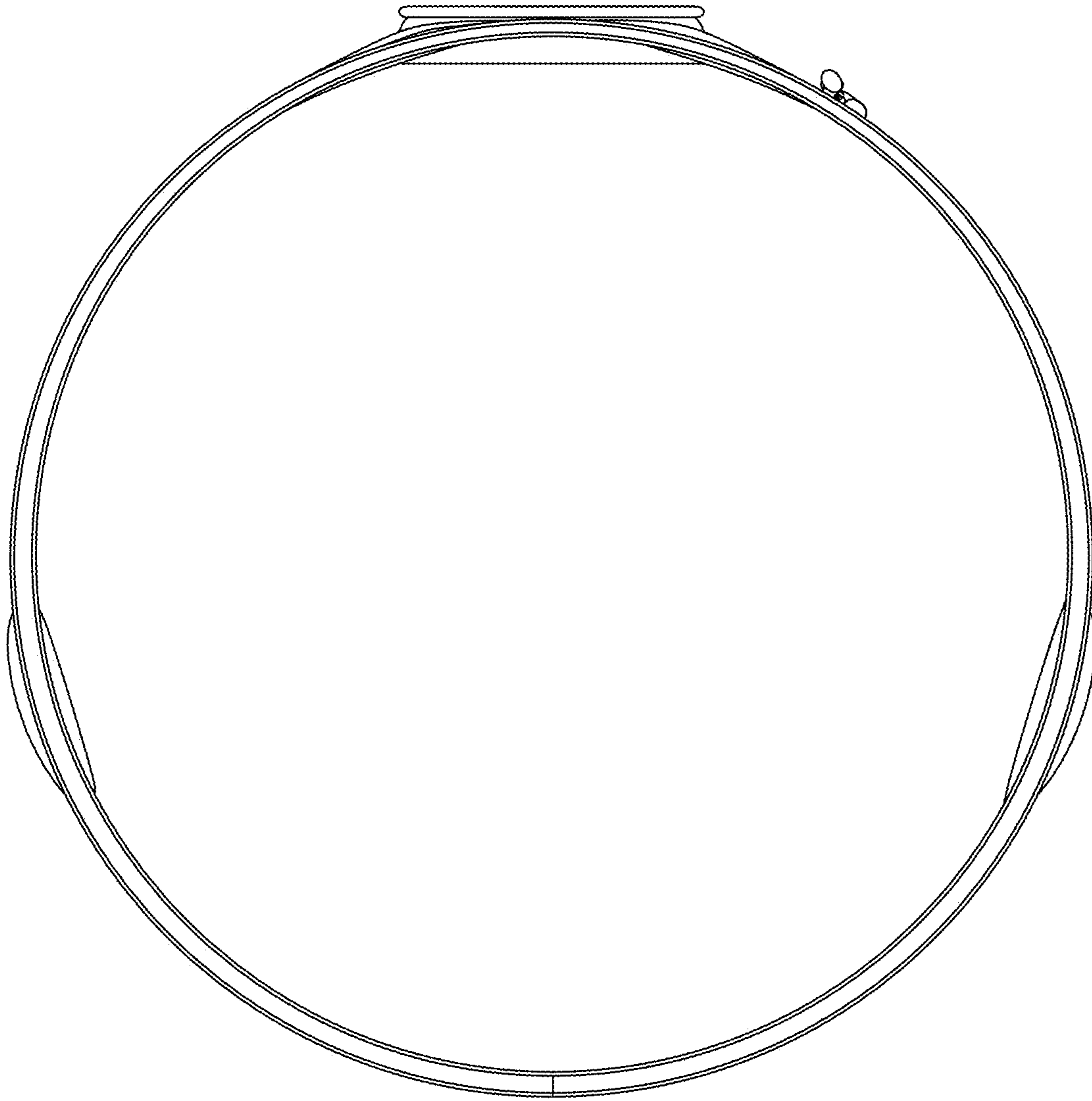


FIG. 6

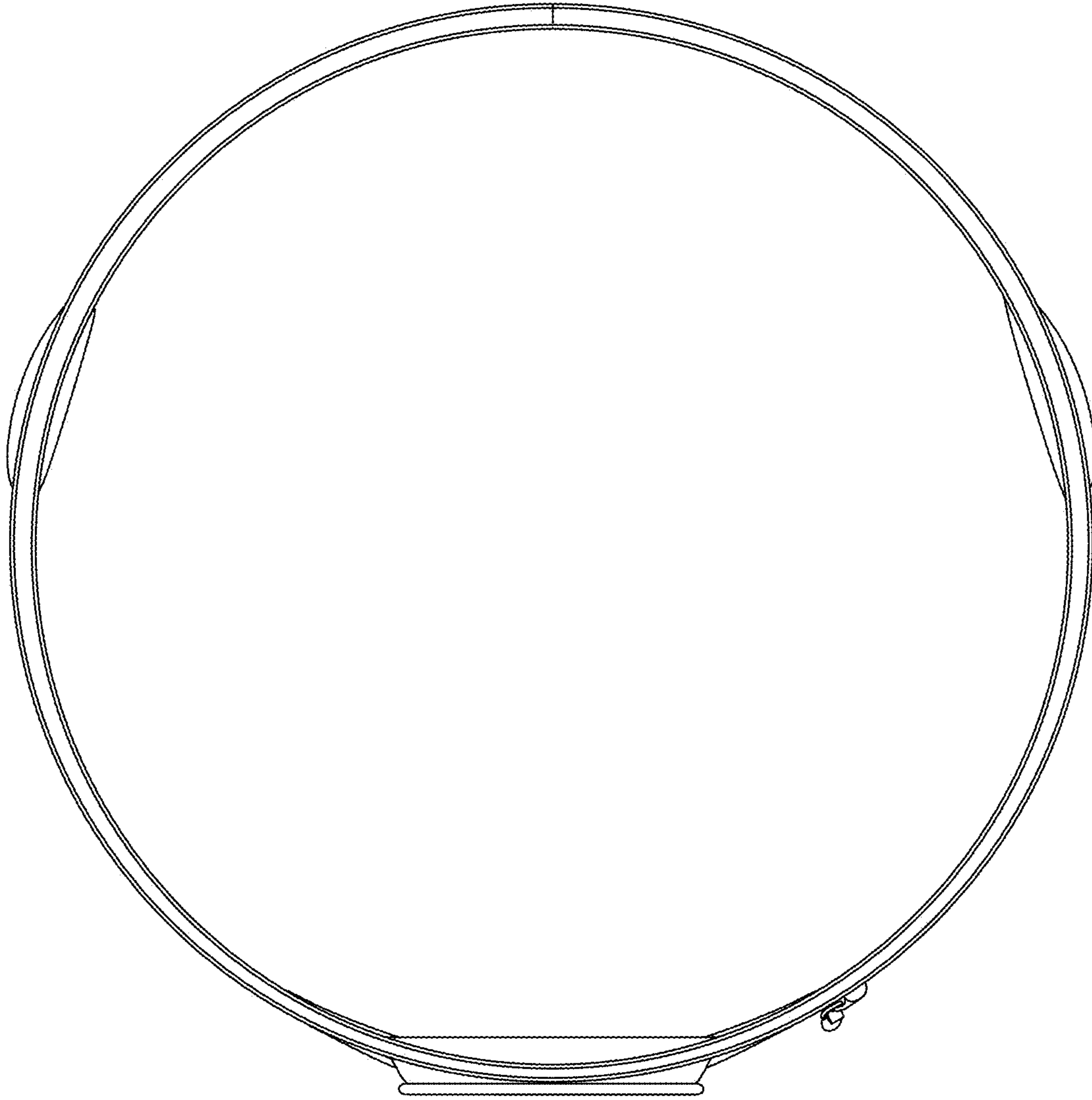


FIG. 7