



US00D959380S

(12) **United States Design Patent** (10) **Patent No.:** **US D959,380 S**
Liu (45) **Date of Patent:** **** Aug. 2, 2022**

(54) **SOCKET**

(71) Applicant: **NINGBO HAISHUWENYIN TEXTILE CO., LTD**, Ningbo (CN)

(72) Inventor: **Shuguang Liu**, Ningbo (CN)

(73) Assignee: **NINGBO HAISHUWENYIN TEXTILE CO., LTD**, Ningbo (CN)

(**) Term: **15 Years**

(21) Appl. No.: **29/791,412**

(22) Filed: **Jan. 11, 2022**

(51) **LOC (13) Cl.** **13-03**

(52) **U.S. Cl.**
USPC **D13/137.2**

(58) **Field of Classification Search**
USPC D13/107, 108, 110, 137.1, 137.2, 137.3, D13/137.4, 138.1, 138.2, 139.1, 139.2, D13/139.3, 139.4, 139.5, 139.6, 139.7, D13/139.8, 146, 151, 152, 153, 154, 158, D13/159, 160, 161, 162, 162.1, 163, 164, D13/165, 166, 167, 168, 169, 171, 172, D13/173, 174, 175, 176, 177, 178, 179, D13/184, 199

CPC H01R 13/00; H01R 13/03; H01R 13/04; H01R 13/10; H01R 13/35; H01R 13/44; H01R 13/46; H01R 13/453; H01R 13/4534; H01R 13/502; H01R 13/506; H01R 13/514; H01R 13/518; H01R 13/6272; H01R 13/631; H01R 13/639; H01R 13/652; H01R 13/665; H01R 13/6633; H01R 13/6666; H01R 13/6675; H01R 13/7135; H01R 31/02; H01R 31/06; H01R 31/065; H01R 25/00; H01R 25/006; H01R 9/00; H01R 11/00; H01R 35/04; H01R 2201/06; H01H 2207/00; H01H 2207/022; H01H

(Continued)

(56) **References Cited**

U.S. PATENT DOCUMENTS

D796,445 S * 9/2017 Xu D13/139.6
D816,039 S * 4/2018 Lu D13/139.8
D894,839 S 9/2020 Chen

(Continued)

FOREIGN PATENT DOCUMENTS

CN 305801235 * 5/2020
GB 3014375 * 10/2003

(Continued)

OTHER PUBLICATIONS

“Surge Protector Power Strip with USB—16 Outlets 4 USB Charging Ports(1875W/15A), 6Ft Heavy Duty Extension Cord, Flat Plug, 900J, 3-Side Wall Mount Outlet Extender for Home Office, ETL Listed”, first available May 23, 2021. Amazon.com [https://www.amazon.com/dp/B092J74QZH] (Year: 2021).*

(Continued)

Primary Examiner — Rosemary K Tarcza

Assistant Examiner — Seth David Kumpf

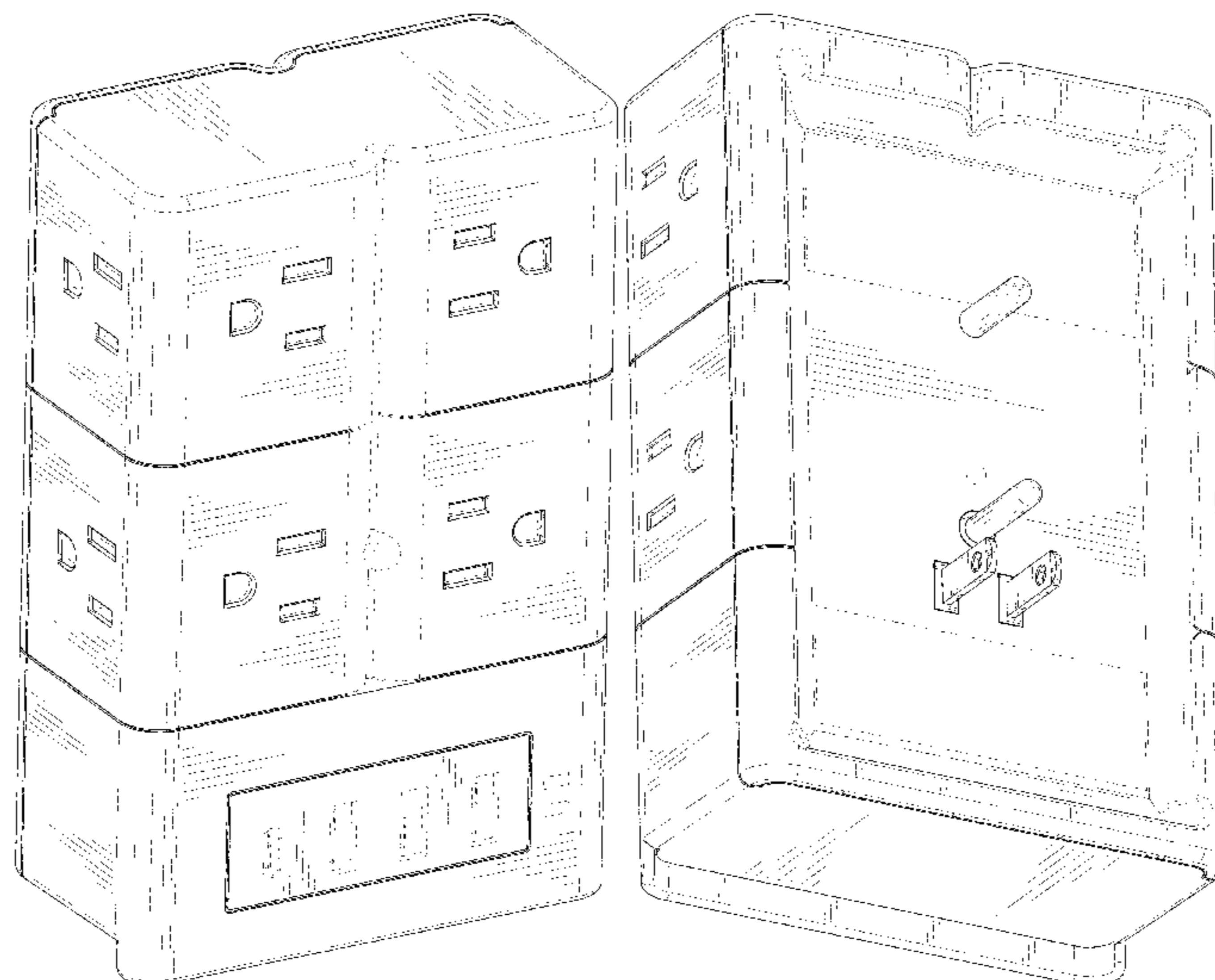
(57) **CLAIM**

The ornamental design for a socket, as shown and described.

DESCRIPTION

FIG. 1 is a perspective view of a socket showing my new design;
FIG. 2 is another perspective view thereof;
FIG. 3 is a front elevational view thereof;
FIG. 4 is a rear elevational view thereof;
FIG. 5 is a left side elevational view thereof;
FIG. 6 is a right side elevational view thereof;
FIG. 7 is a top plan view thereof; and,
FIG. 8 is a bottom plan view thereof.
The broken lines in the drawings depict portions of the socket that form no part of the claimed design.

1 Claim, 8 Drawing Sheets



(58) **Field of Classification Search**
CPC 2203/00; H05K 5/00; H05K 5/03; H02G
3/088

See application file for complete search history.

GB 6115169 * 1/2021
GB 6127070 * 3/2021
PH 3-2005-463-0001 * 1/1900

OTHER PUBLICATIONS

(56) **References Cited**

U.S. PATENT DOCUMENTS

D899,375 S * 10/2020 Bao D13/137.2
D900,748 S * 11/2020 Chen D13/137.2
D903,600 S * 12/2020 Tseng D13/139.7
D908,631 S * 1/2021 Yu D13/137.2
D909,307 S * 2/2021 Shaopeng D13/137.2
D911,968 S 3/2021 Li
D924,809 S * 7/2021 Chen D13/137.2
D944,741 S * 3/2022 Chen D13/137.2
D948,451 S * 4/2022 Wang D13/139.8

FOREIGN PATENT DOCUMENTS

GB 6089591 * 5/2020
GB 6097889 * 8/2020

“Powrui Surge Protector, USB Wall Charger with 2 USB Charging Ports(Smart 2.4A Total), 6-Outlet Extender and Top Phone Holder for Your Cell Phone, White, ETL Listed”, first available May 29, 2018. Amazon.com [<https://www.amazon.com/dp/B07DCRVBYX>] (Year: 2018).*

“Power Strip Surge Protector with USB, 8 Widely Outlets 4 USB Ports 5Ft Extension Cord with Flat Plug, 3 Sided Wall Outlets Extender USB Desktop Charging Station for Home Office Travel, 900J, ETL”, first available Nov. 13, 2021. Amazon.com [<https://www.amazon.com/dp/B09HXFN9G3>] (Year: 2021).*

“Surge Protector Power Strip with USB C, Fararaka 6.5FT Extension Cord Flat Plug with 6 Outlets and 3 USB Ports, Wall Mountable Outlet Extender for Travel, Home, Office, Dorm Room”, first available Feb. 18, 2022. Amazon.com [<https://www.amazon.com/dp/B09QM3PDCP>] (Year: 2022).*

* cited by examiner




FIG. 1




FIG. 2

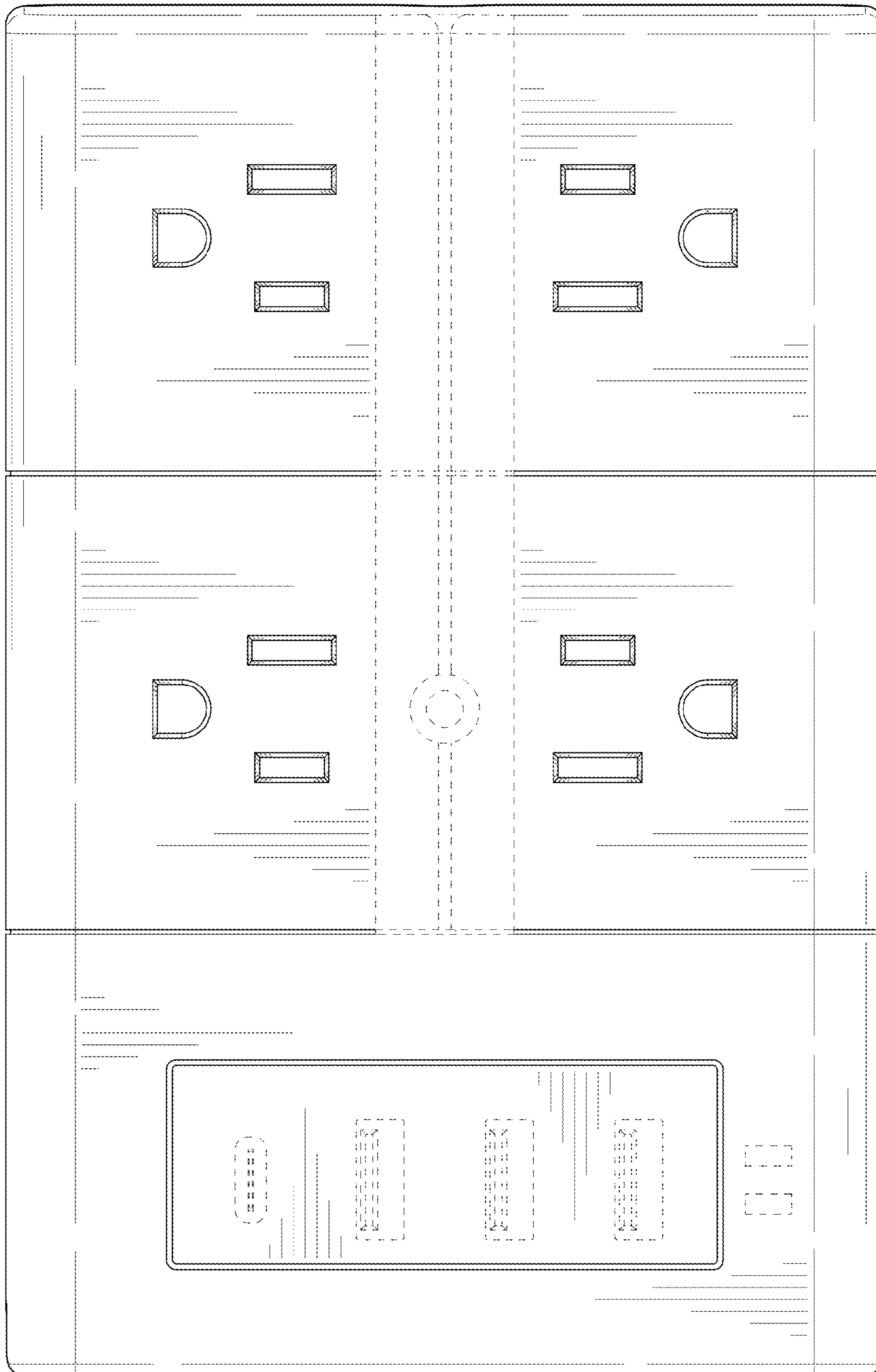


FIG. 3

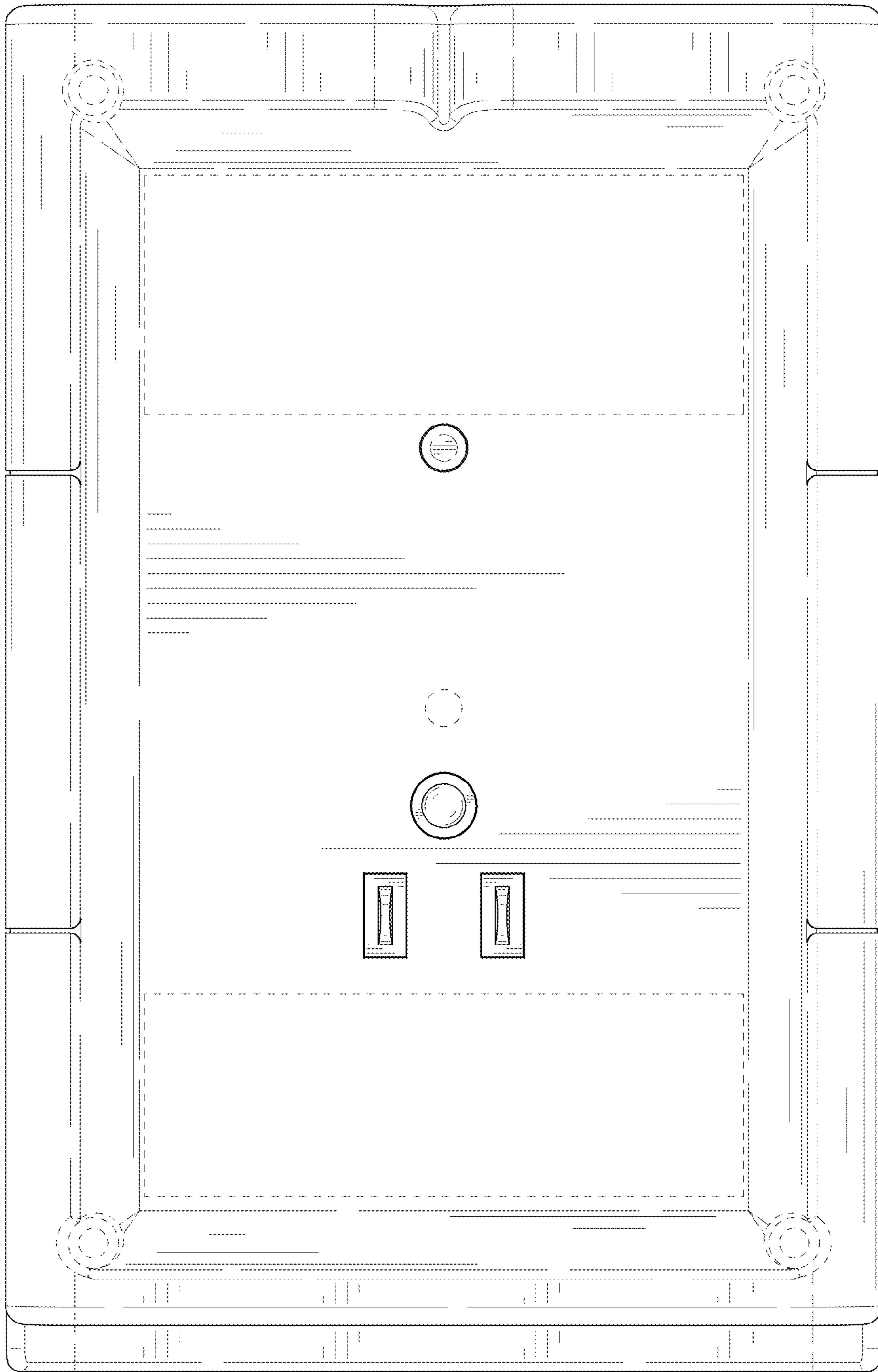


FIG. 4

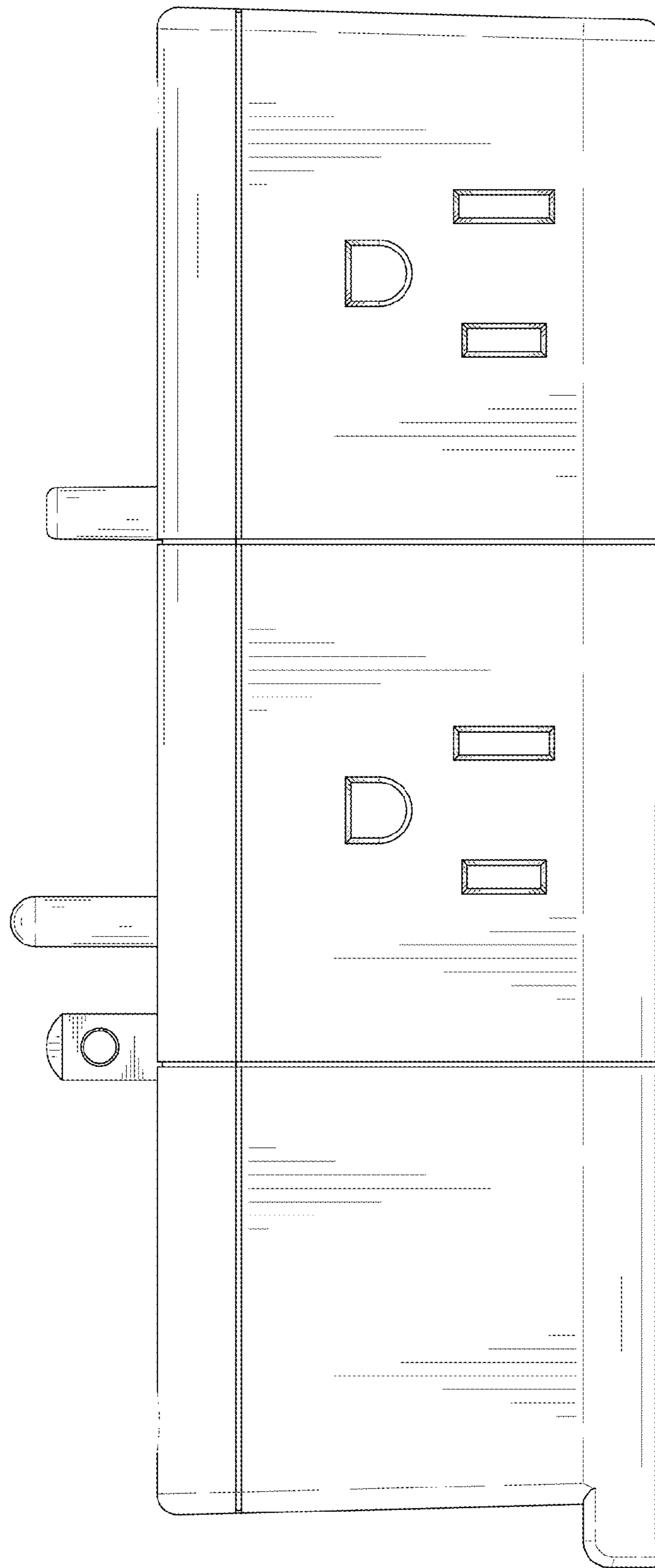


FIG. 5

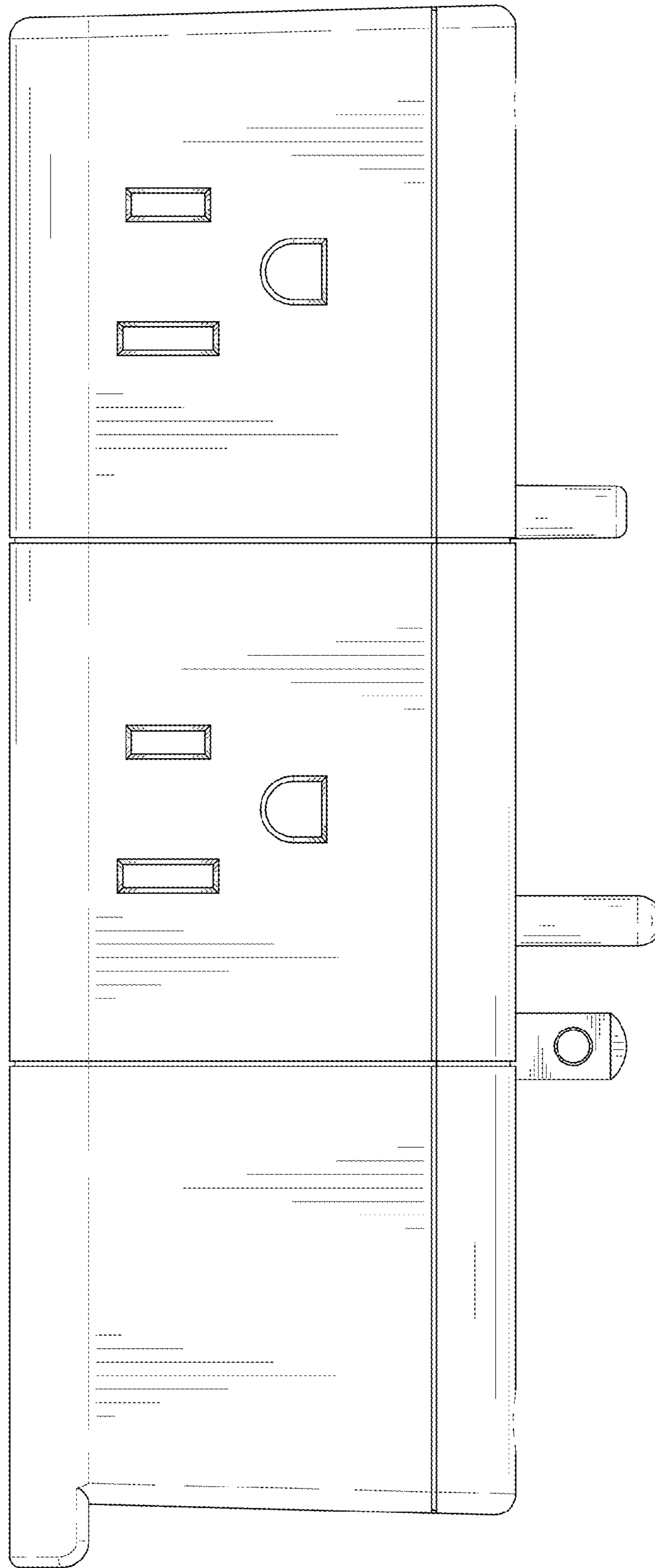


FIG. 6

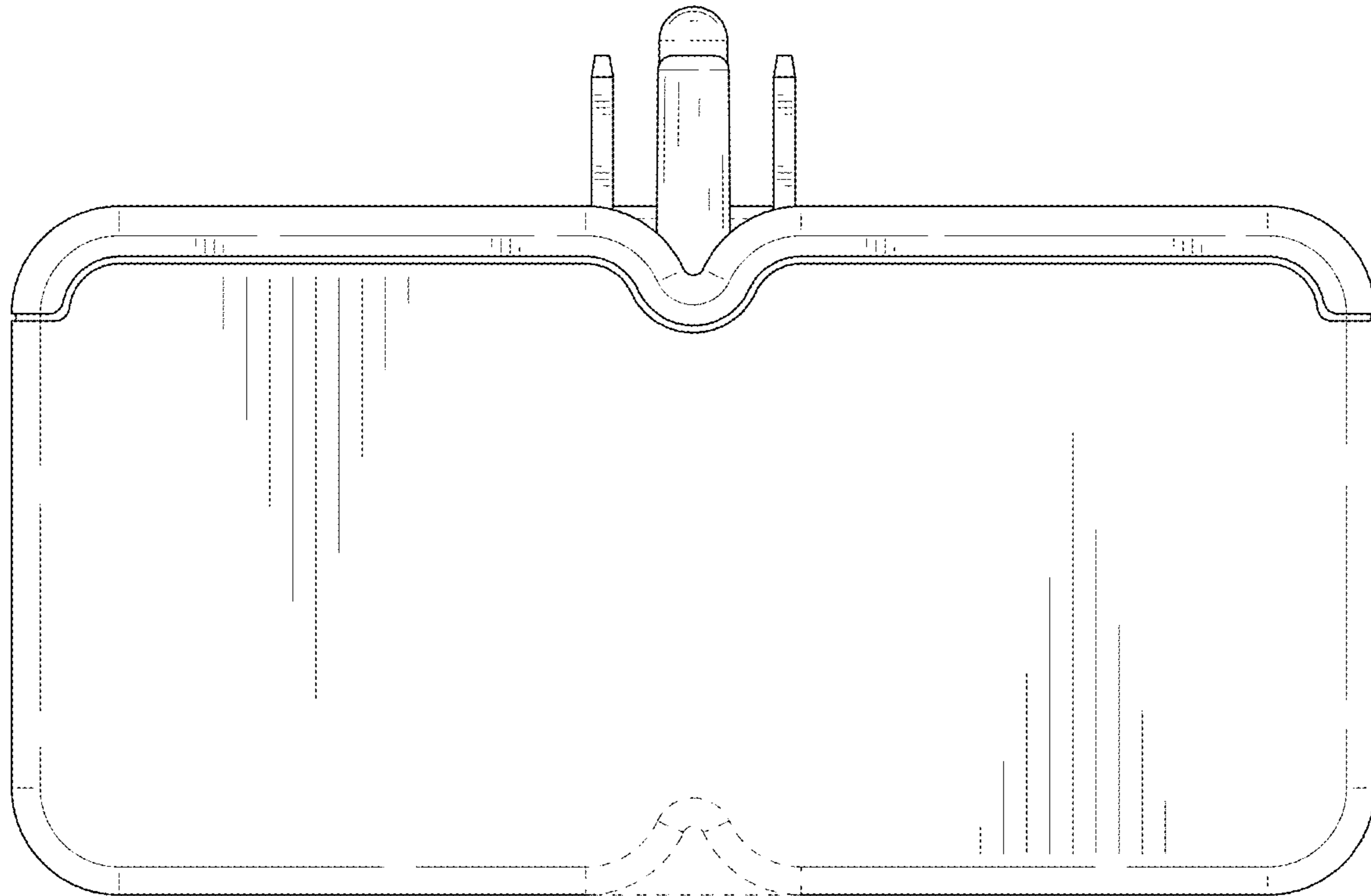


FIG. 7

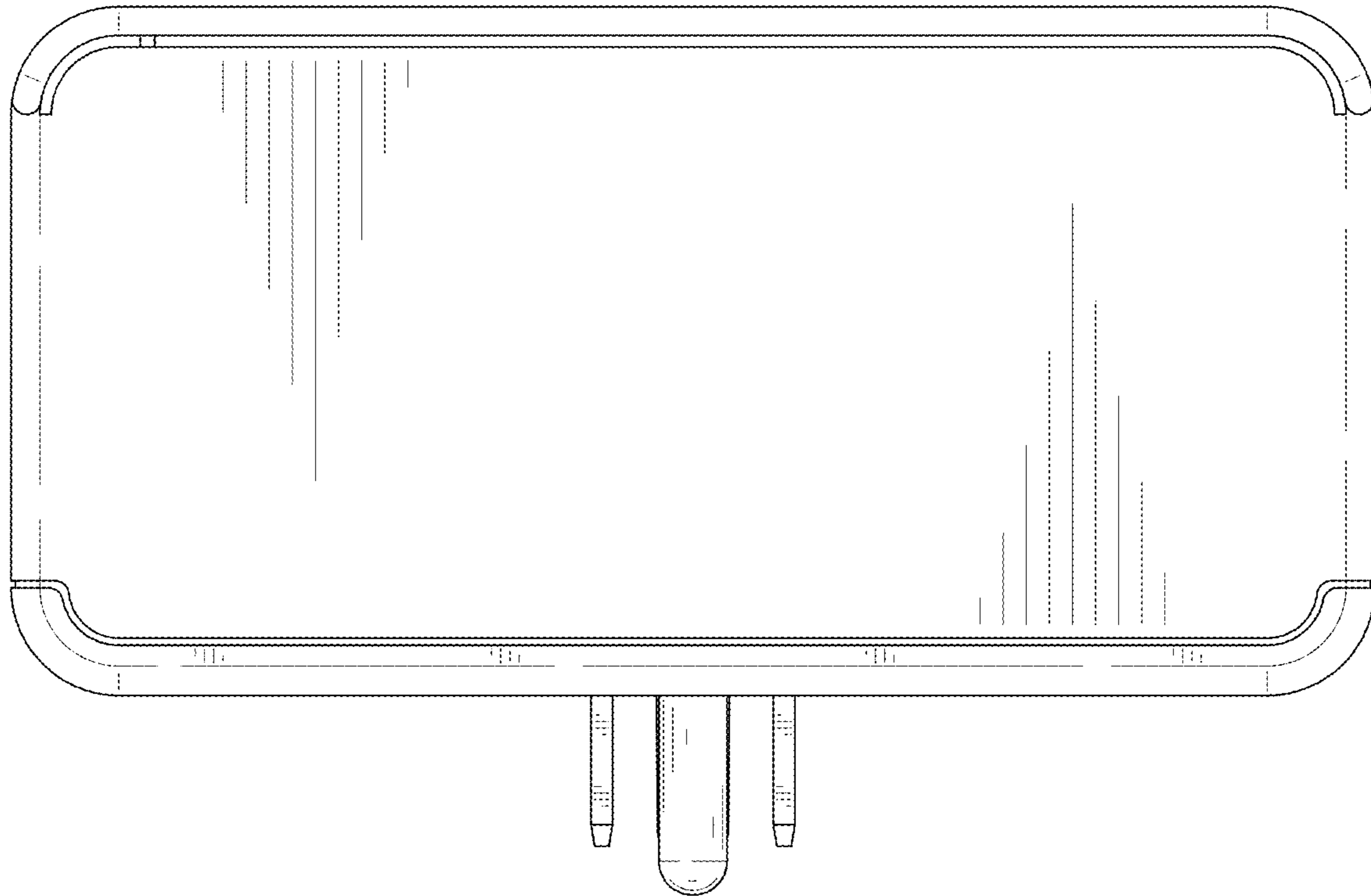


FIG. 8