



US00D959357S

(12) **United States Design Patent** (10) **Patent No.:** **US D959,357 S**
Liang (45) **Date of Patent:** **** Aug. 2, 2022**

(54) **CAR NET BAG**
(71) Applicant: **Yukun Liang**, Maoming (CN)
(72) Inventor: **Yukun Liang**, Maoming (CN)
(**) Term: **15 Years**

9,822,807 B2 * 11/2017 Link B60P 3/04
D821,955 S * 7/2018 Dexter D12/221
D835,027 S * 12/2018 Kim D12/403
D852,723 S * 7/2019 Iverson D12/400
D915,998 S * 4/2021 Guo D12/414
D944,718 S * 3/2022 Lee D12/426
2012/0181808 A1 * 7/2012 Reed B60R 21/026
296/24.31

(21) Appl. No.: **29/809,189**

FOREIGN PATENT DOCUMENTS

(22) Filed: **Sep. 27, 2021**

CN 305450148 S 11/2019
CN 305824357 S 6/2020

(51) **LOC (13) Cl.** **12-16**

* cited by examiner

(52) **U.S. Cl.**
USPC **D12/426**

Primary Examiner — Katrina A Betton

(58) **Field of Classification Search**
USPC D12/426, 400, 406, 415–420, 424, 425
CPC B63B 7/085; B63B 25/00; B63B 17/00;
B60R 16/04

(57) **CLAIM**

The ornamental design for car net bag, substantially as shown and described.

See application file for complete search history.

DESCRIPTION

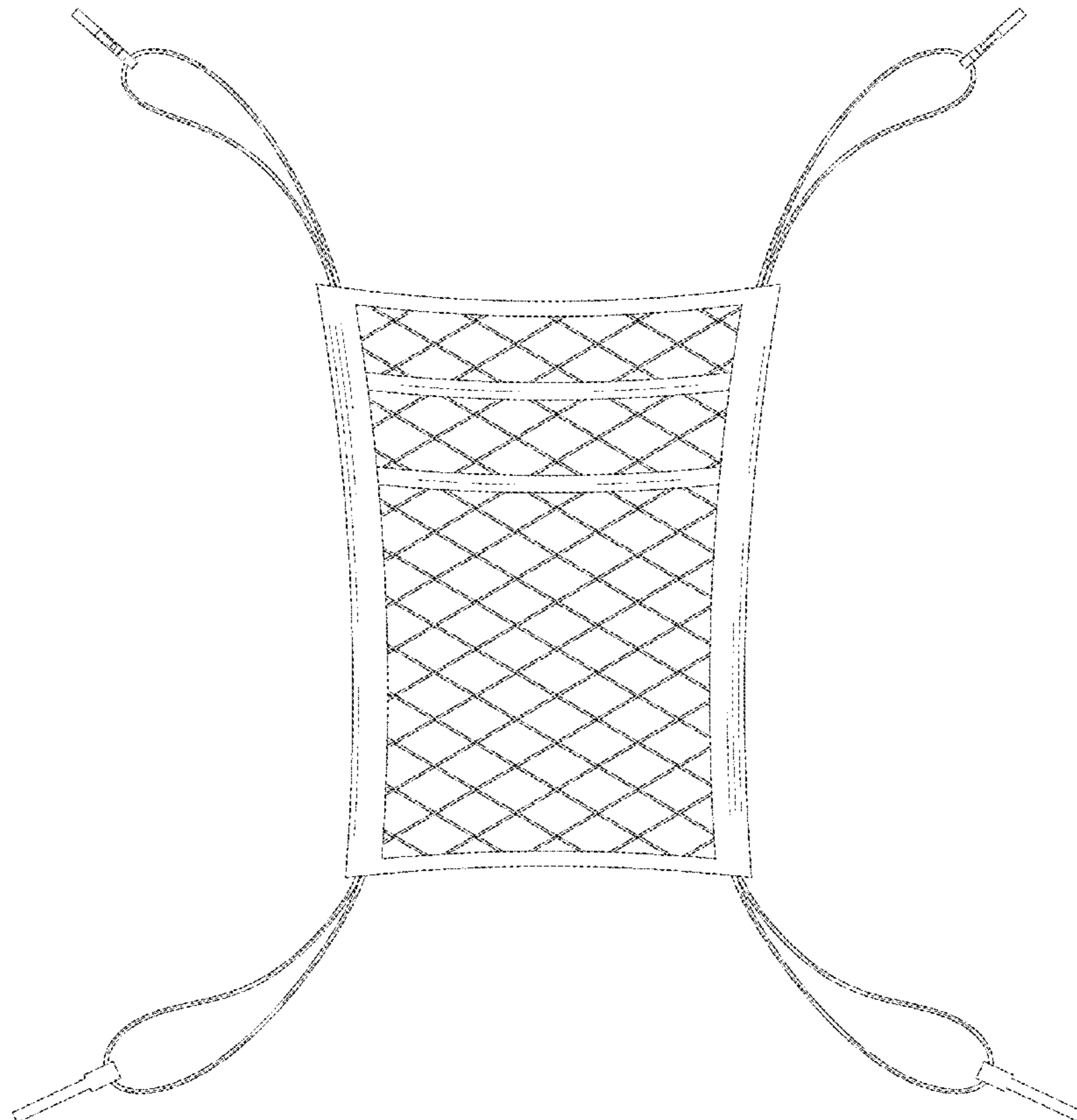
(56) **References Cited**

FIG. 1 is a front, right and top side perspective view of car net bag, showing my new design;
FIG. 2 is a front elevational view thereof;
FIG. 3 is a rear elevational view thereof;
FIG. 4 is a right side elevational view thereof;
FIG. 5 is a left side elevational view thereof;
FIG. 6 is a top plan view thereof;
FIG. 7 is a bottom plan view thereof; and,
FIG. 8 is a partial enlarged view of FIG. 1.

U.S. PATENT DOCUMENTS

D410,329 S 6/1999 Wyatt et al.
D429,886 S 8/2000 Avent
D722,549 S * 2/2015 Renforth D12/400
D722,550 S * 2/2015 Renforth D12/400
D722,943 S * 2/2015 Renforth D12/400
8,973,964 B2 * 3/2015 Link A01K 1/0272
296/24.31
D729,723 S * 5/2015 Reed D12/426
D796,422 S * 9/2017 Hodges D12/426

1 Claim, 8 Drawing Sheets



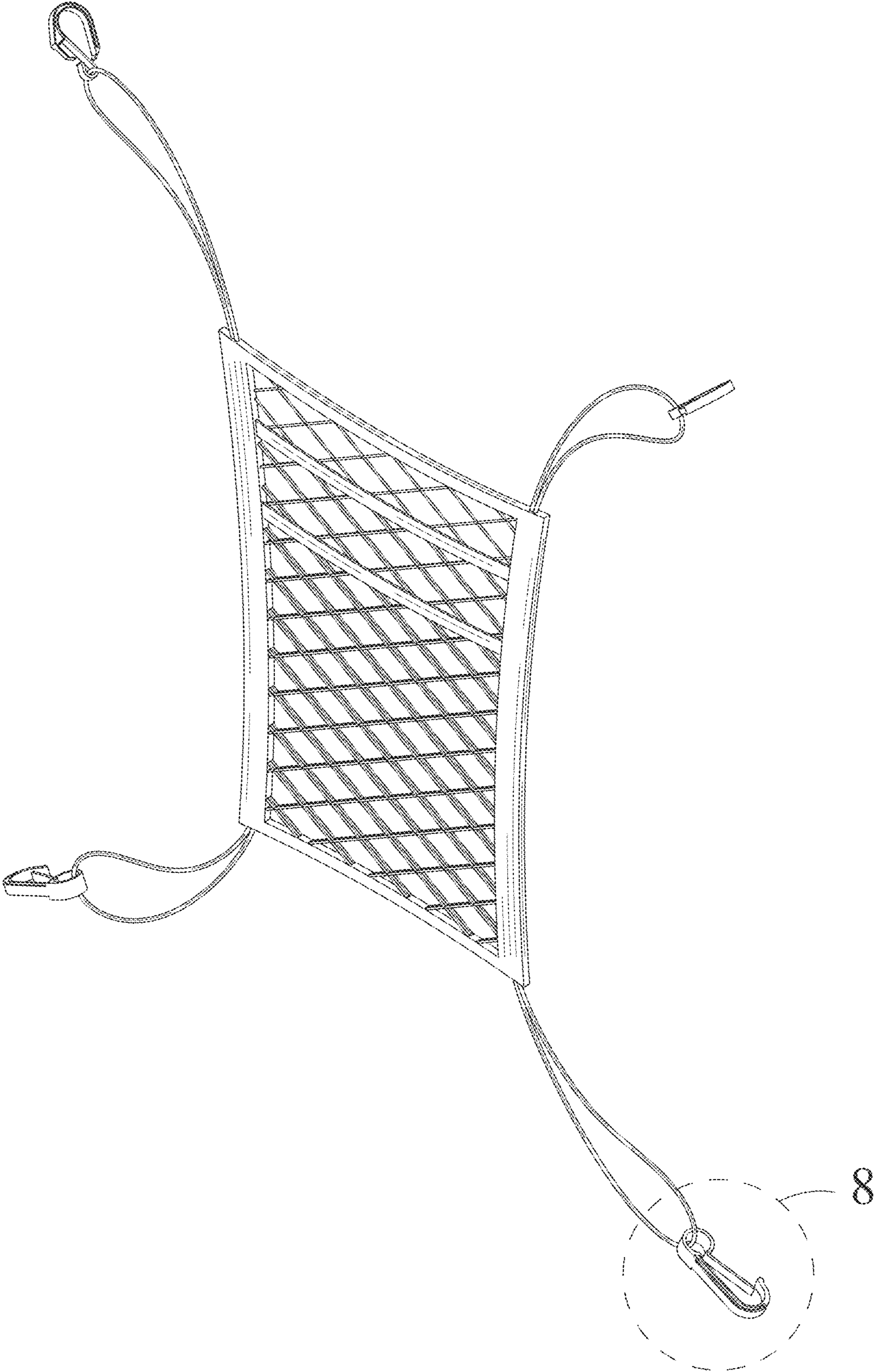


FIG.1

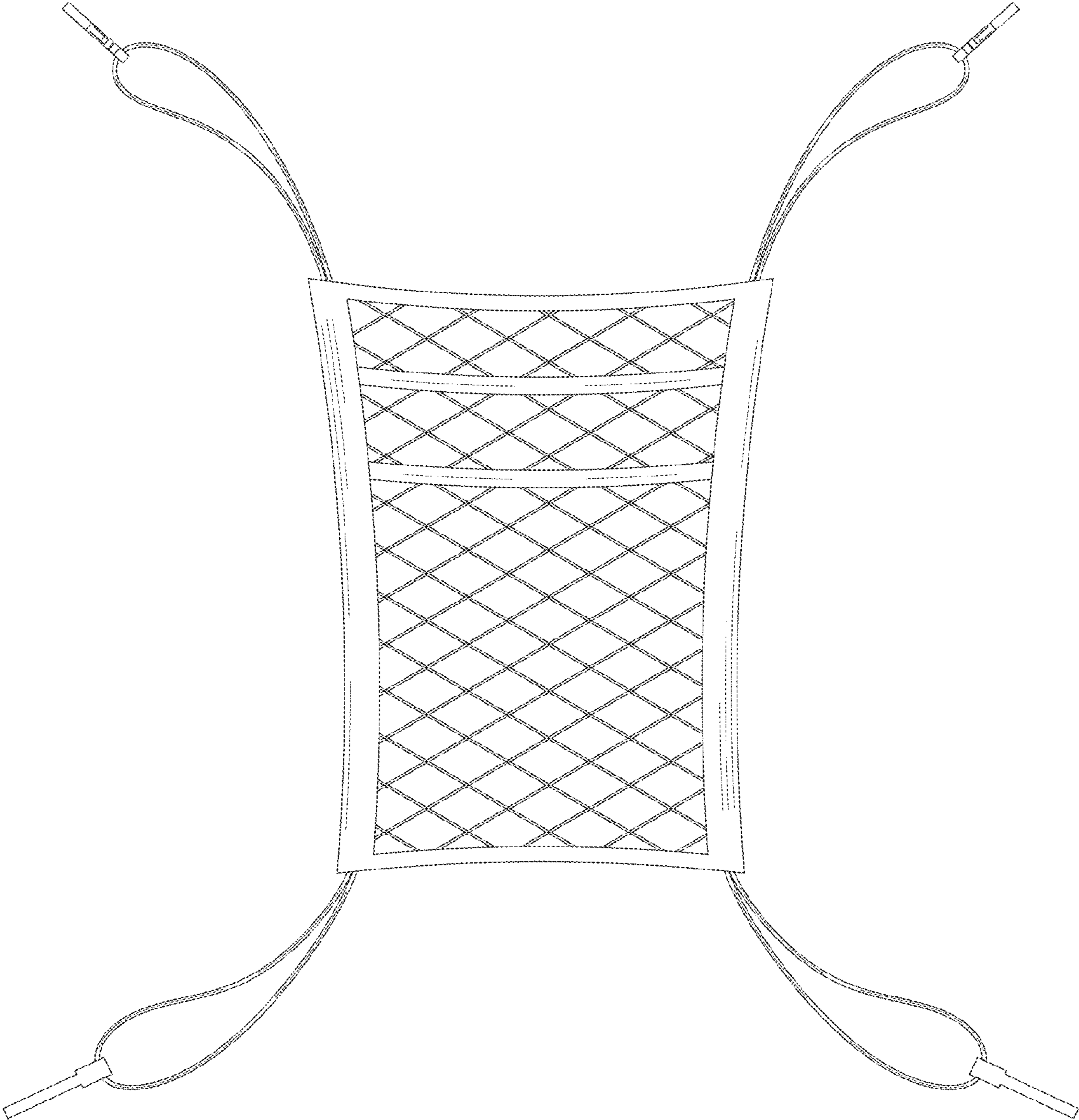


FIG. 2

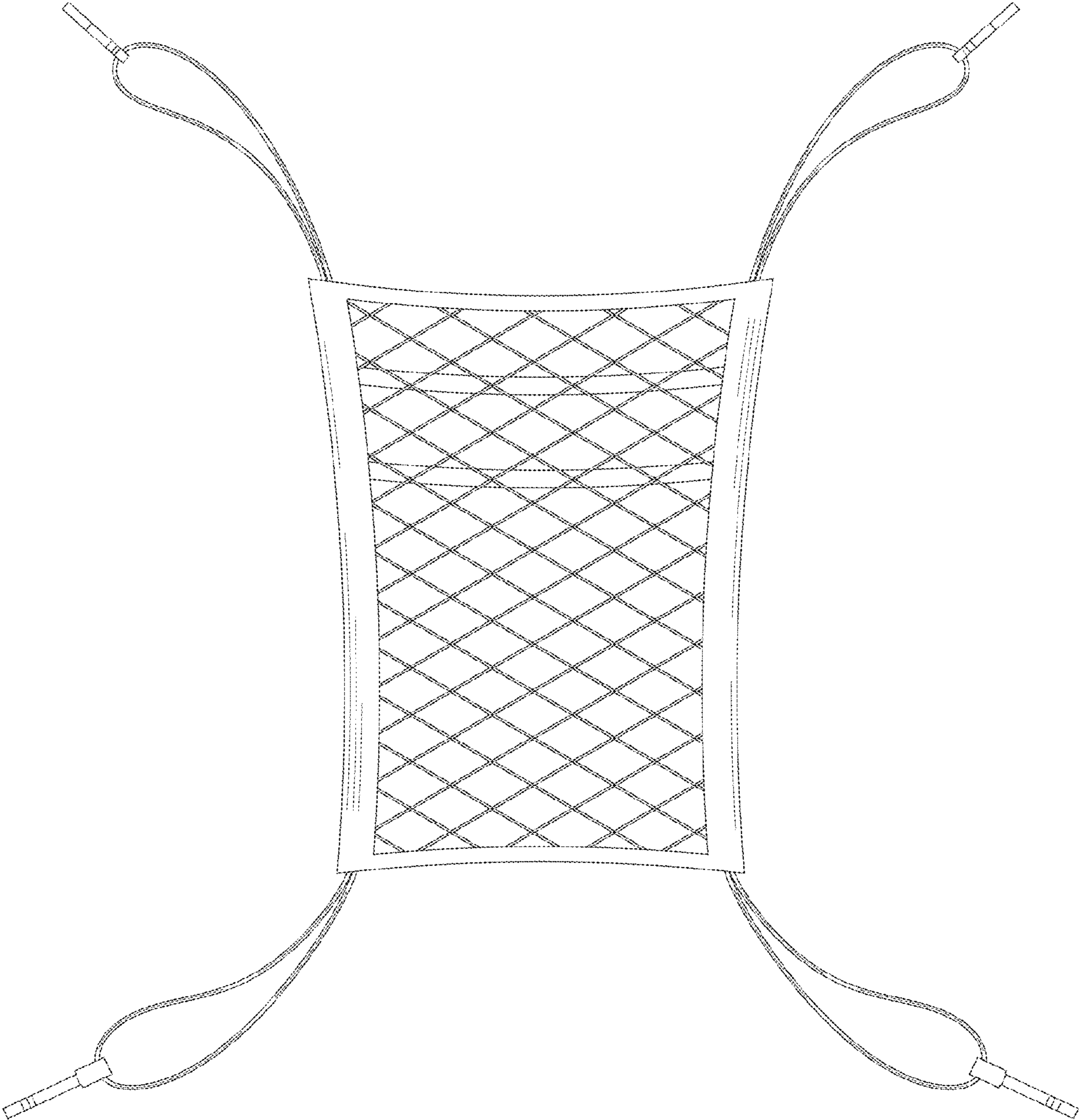


FIG.3

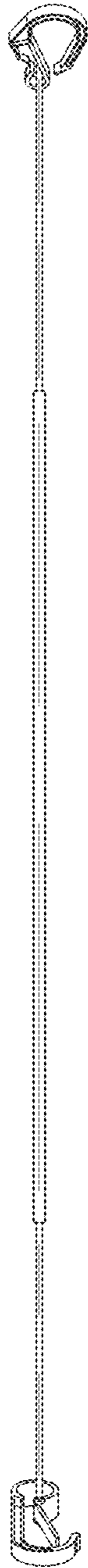


FIG.4




FIG.5

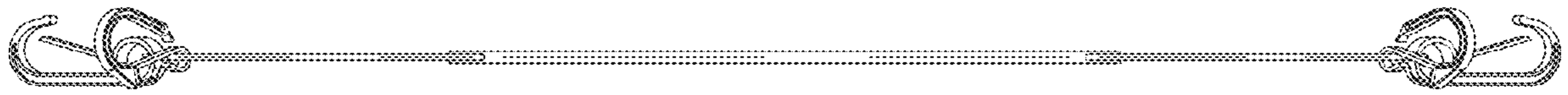


FIG.6

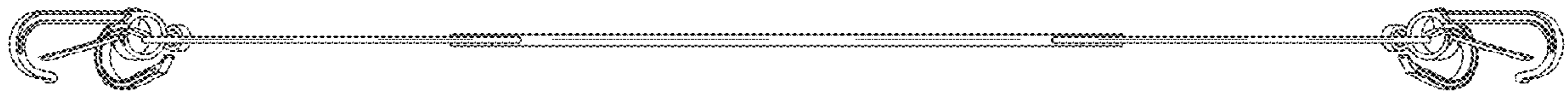


FIG. 7

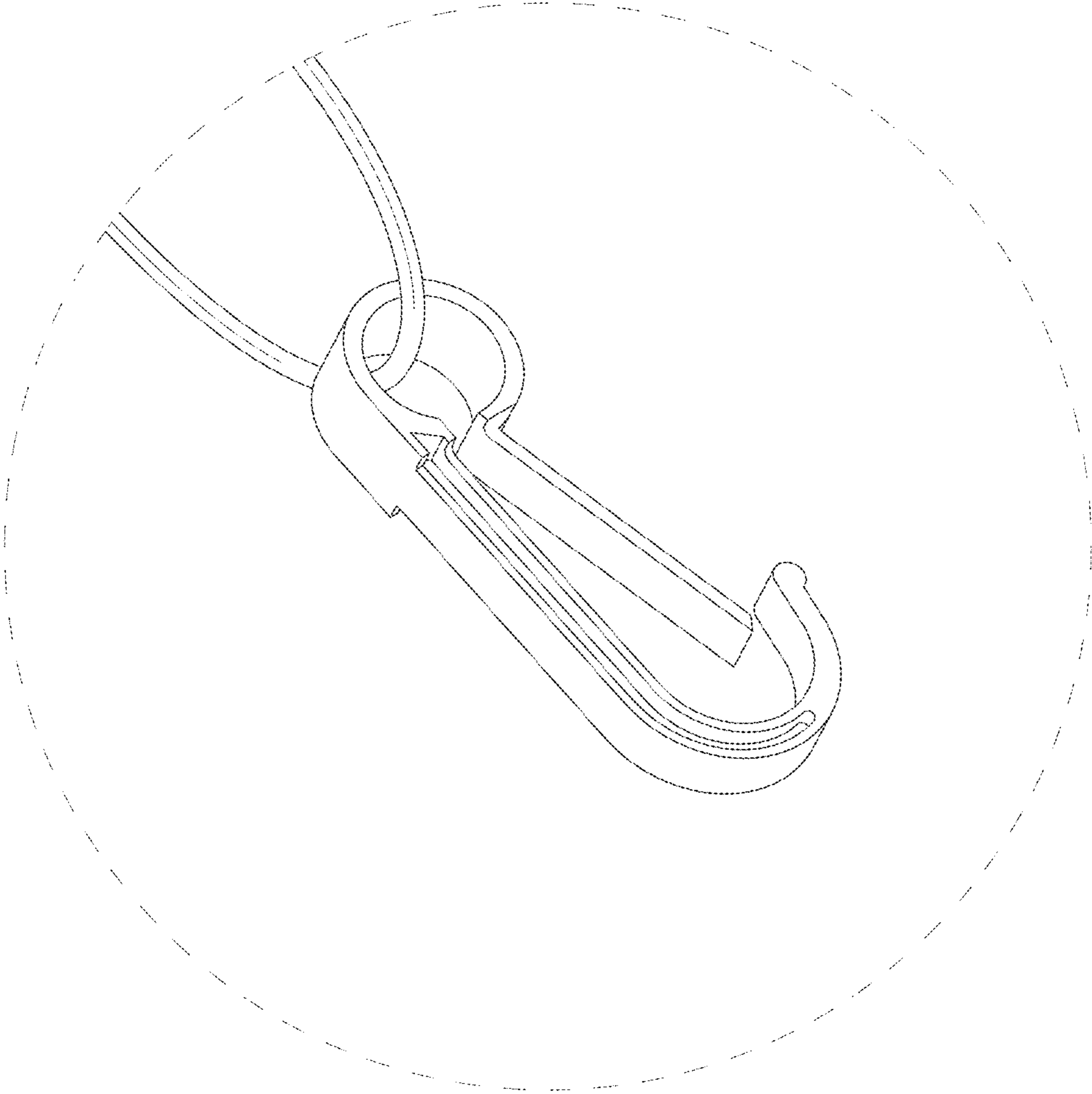


FIG.8