



US00D959345S

(12) **United States Design Patent** (10) **Patent No.:** **US D959,345 S**
Xu (45) **Date of Patent:** **** Aug. 2, 2022**

(54) **SIDE-OPENING LICENSE PLATE FRAME**

(71) Applicant: **Fuzhou Huodan Electronic Technology Co., Ltd., Fuzhou (CN)**

(72) Inventor: **Yixuan Xu, Shenzhen (CN)**

(**) Term: **15 Years**

(21) Appl. No.: **29/778,168**

(22) Filed: **Apr. 12, 2021**

(51) **LOC (13) Cl.** **12-16**

(52) **U.S. Cl.**
USPC **D12/193**

(58) **Field of Classification Search**
USPC D12/193; D6/300, 301, 302, 310, 311,
D6/312, 313, 314; D20/13
CPC B60R 13/10; B60R 13/105; B60R 19/24;
B60R 19/52
See application file for complete search history.

(56) **References Cited**

U.S. PATENT DOCUMENTS

D247,962 S *	5/1978	Hunter	D12/193
D354,087 S *	1/1995	Dunlap	D12/193
D370,450 S *	6/1996	Doan	D12/193
D406,806 S *	3/1999	Wallace	D12/193
D408,341 S *	4/1999	Spencer	D12/193
D488,752 S *	4/2004	Cantor	D20/13
D488,753 S *	4/2004	Spencer	D12/193
D489,031 S *	4/2004	Leibman	D12/193
D530,926 S *	10/2006	Sellers	D6/300

D547,381 S *	7/2007	Hollands	D20/13
D549,783 S *	8/2007	Beno	D20/10
D625,234 S *	10/2010	Vuletic	D12/193
D818,917 S	5/2018	Addy		
D824,307 S *	7/2018	Spencer	D12/193
D833,352 S	11/2018	Reshetnyak		
D870,624 S	12/2019	Filakousky		
D870,625 S	12/2019	Filakousky		
D886,699 S	6/2020	Xu		
D886,700 S *	6/2020	Xu	D12/193
D906,916 S *	1/2021	Tsai	D12/193
D928,677 S *	8/2021	Reshetnyak	D12/193

* cited by examiner

Primary Examiner — *Natasha Vujcic*

(74) *Attorney, Agent, or Firm* — *Rumit Ranjit Kanakia*

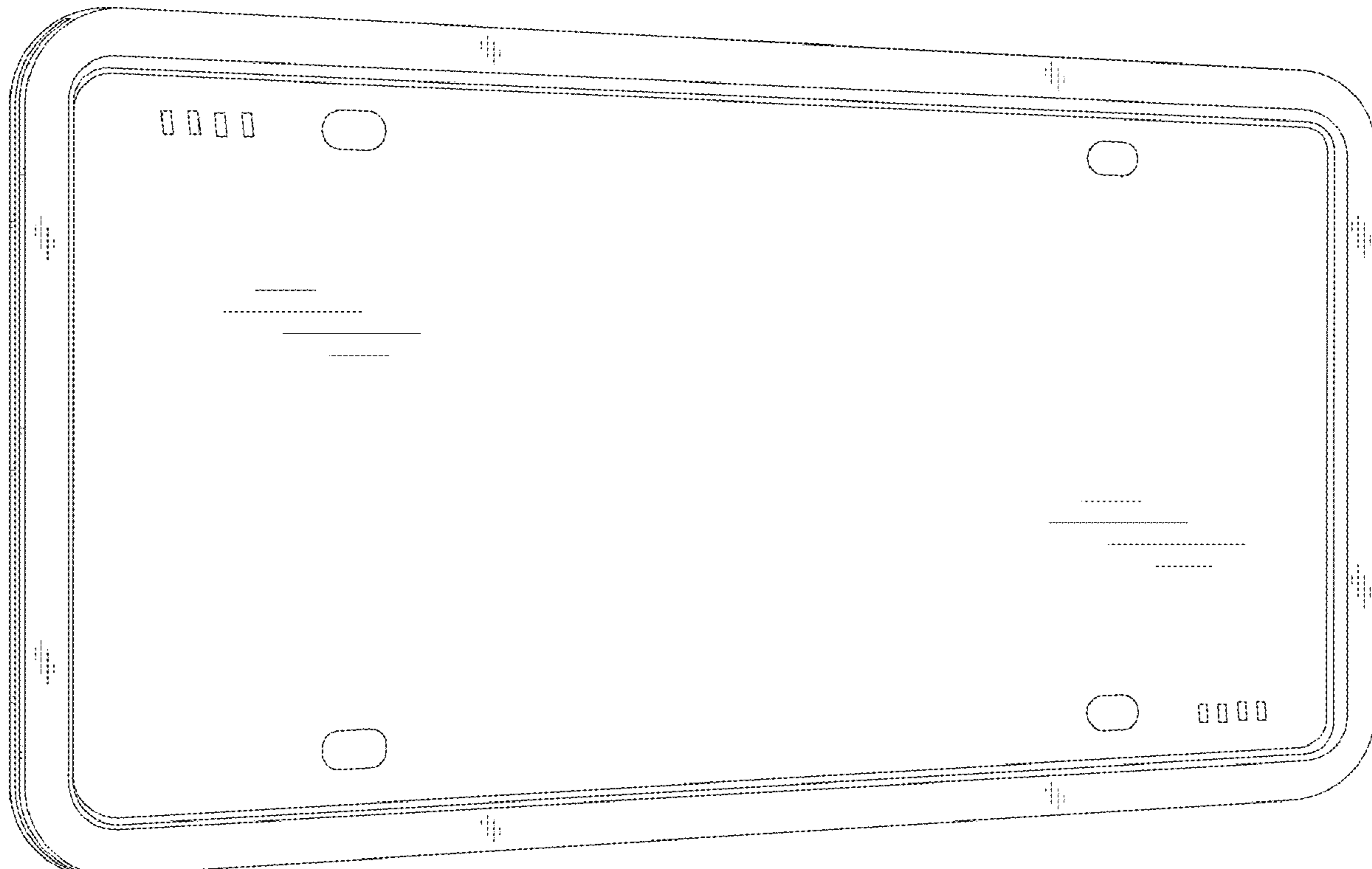
(57) **CLAIM**

I claim the ornamental design for a side-opening license plate frame, as shown and described.

DESCRIPTION

FIG. 1 is a perspective view of a side-opening license plate frame showing my new design;
FIG. 2 is a front view thereof;
FIG. 3 is a back view thereof;
FIG. 4 is a right-side view thereof;
FIG. 5 is a left-side view thereof;
FIG. 6 is a top view thereof; and,
FIG. 7 is a bottom view thereof.
Broken lines in the drawings depicts portions of the side-opening license plate frame that form no part of the claimed design.

1 Claim, 4 Drawing Sheets



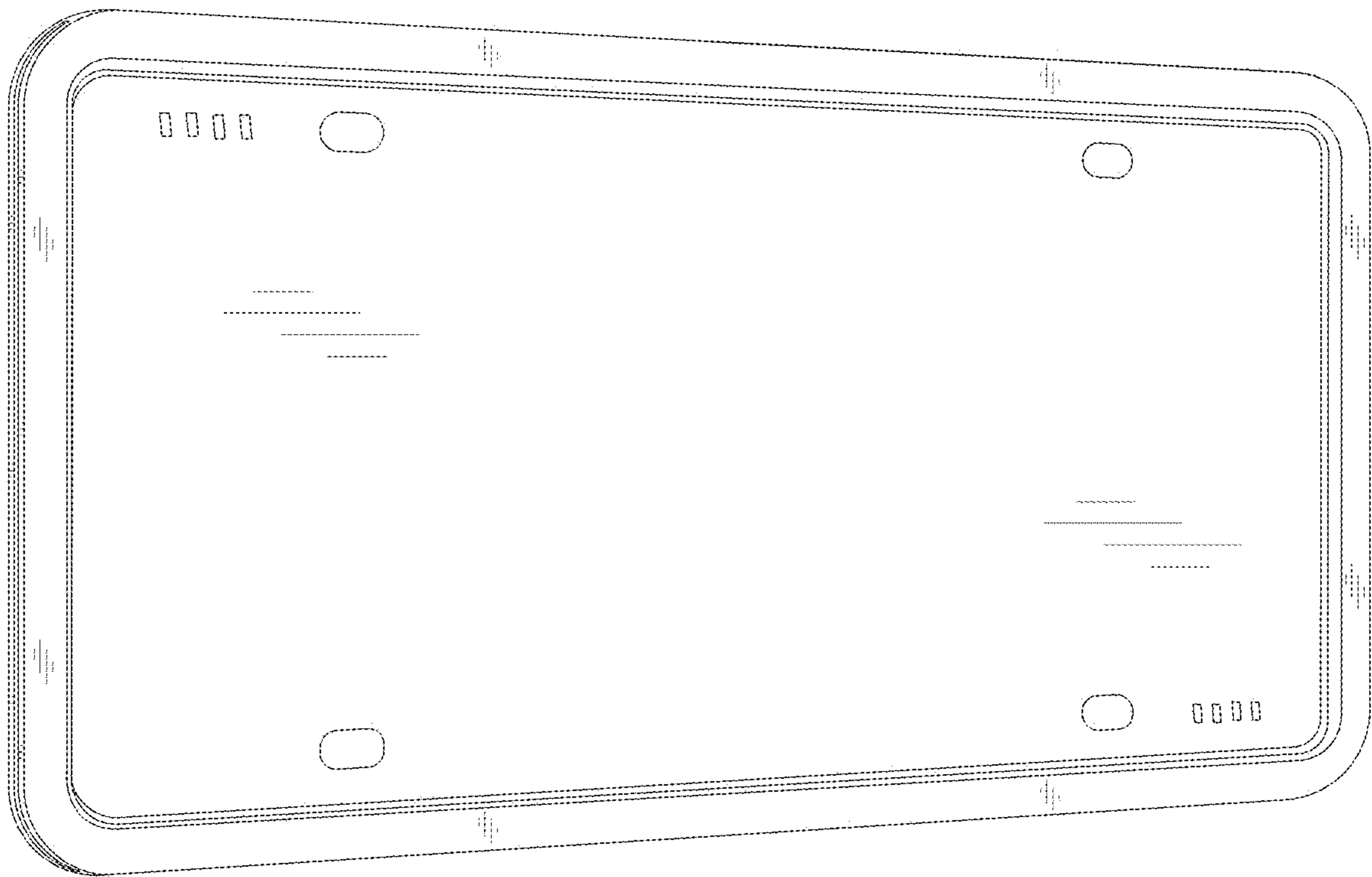


FIG. 1




FIG. 2



FIG. 3

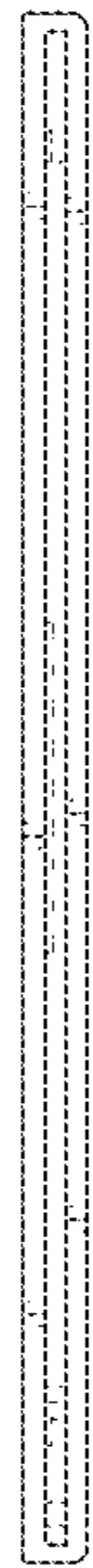


FIG. 4

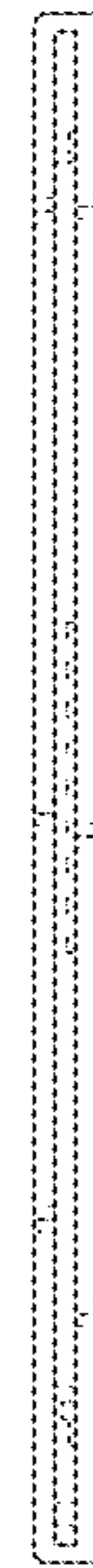


FIG. 5




FIG. 6




FIG. 7