



US00D959342S

(12) **United States Design Patent** (10) **Patent No.:** **US D959,342 S**
Liu (45) **Date of Patent:** **** Aug. 2, 2022**

(54) **AUTOMOTIVE GRILL**
(71) Applicant: **Xtreme inc**, Chino, CA (US)
(72) Inventor: **Luffy Zongxian Liu**, Chino, CA (US)
(**) Term: **15 Years**
(21) Appl. No.: **29/780,812**
(22) Filed: **Apr. 27, 2021**
(51) **LOC (13) Cl.** **12-16**
(52) **U.S. Cl.**
USPC **D12/163**
(58) **Field of Classification Search**
USPC D12/169, 196, 86, 90-92, 163, 190, 98,
D12/164; 293/102, 113, 115, 117, 120,
293/193.11; 296/180.1, 180.2; 180/68.1,
180/68.6
CPC B60R 19/52; B60K 11/08; B62D 25/08;
B62B 9/16
See application file for complete search history.

D840,881 S * 2/2019 Zhang D12/163
D842,172 S * 3/2019 Chi D12/163
D842,175 S * 3/2019 Hartenstein D12/163
D847,025 S * 4/2019 Zavatski D12/91
D863,139 S * 10/2019 Hoste D12/163
D871,979 S * 1/2020 Zheng D12/163
D876,997 S * 3/2020 Zeng D12/163
D883,150 S * 5/2020 Li D12/163
D886,691 S * 6/2020 Zhang D12/163
D888,622 S * 6/2020 Xu D12/163
D891,314 S * 7/2020 Shao D12/163
D891,316 S * 7/2020 Shao D12/163
D892,001 S * 8/2020 Shao D12/163
D898,631 S * 10/2020 Shao D12/163
D920,186 S * 5/2021 Liu D12/163
D920,187 S * 5/2021 Liu

* cited by examiner

Primary Examiner — Melody N Brown
(74) *Attorney, Agent, or Firm* — Runit Ranjit Kanakia

(57) **CLAIM**

I claim the ornamental design for an automotive grill, as shown and described.

(56) **References Cited**

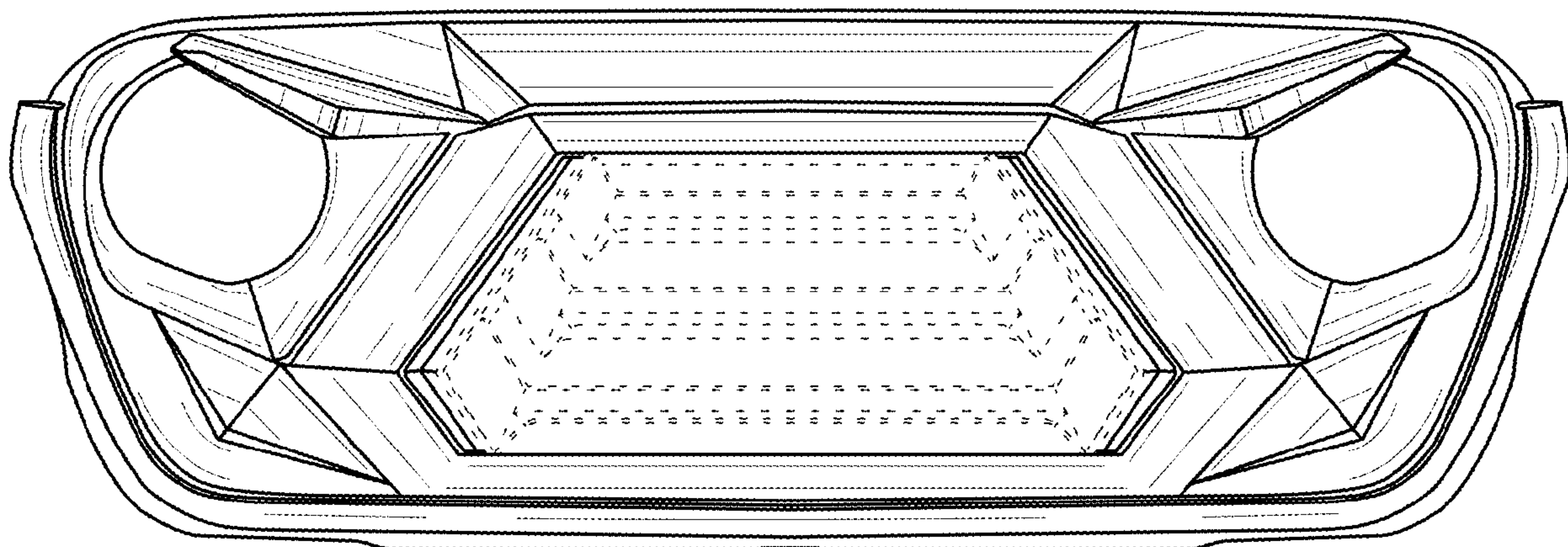
U.S. PATENT DOCUMENTS

D549,139 S 8/2007 Pinkney
D554,563 S * 11/2007 Moushegian D12/91
D640,956 S 7/2011 Leahy et al.
D704,601 S 5/2014 Numberger
D731,922 S * 6/2015 Beaven D12/91
D777,065 S * 1/2017 Patel D12/163
D800,226 S * 10/2017 Zeng D12/163
D807,797 S * 1/2018 Peat D12/163
D810,626 S * 2/2018 Macey D12/91
D811,270 S * 2/2018 Zhang D12/91
D814,354 S * 4/2018 Fisker D12/91
D815,571 S * 4/2018 Zhang D12/163
D827,495 S * 9/2018 Piscitelli D12/91
D828,223 S * 9/2018 Piscitelli D12/91

DESCRIPTION

FIG. 1 is a top, front and left side perspective view of an automotive grill showing my new design; FIG. 2 is a front elevational view thereof; FIG. 3 is a rear elevational view thereof; FIG. 4 is a left side elevational view thereof; FIG. 5 is a right side elevational view thereof; FIG. 6 is a top plan view thereof; and, FIG. 7 is a bottom plan view thereof. The portions of the automotive grill shown in broken lines are for illustrative and environmental purposes that form no part of the claimed design.

1 Claim, 4 Drawing Sheets



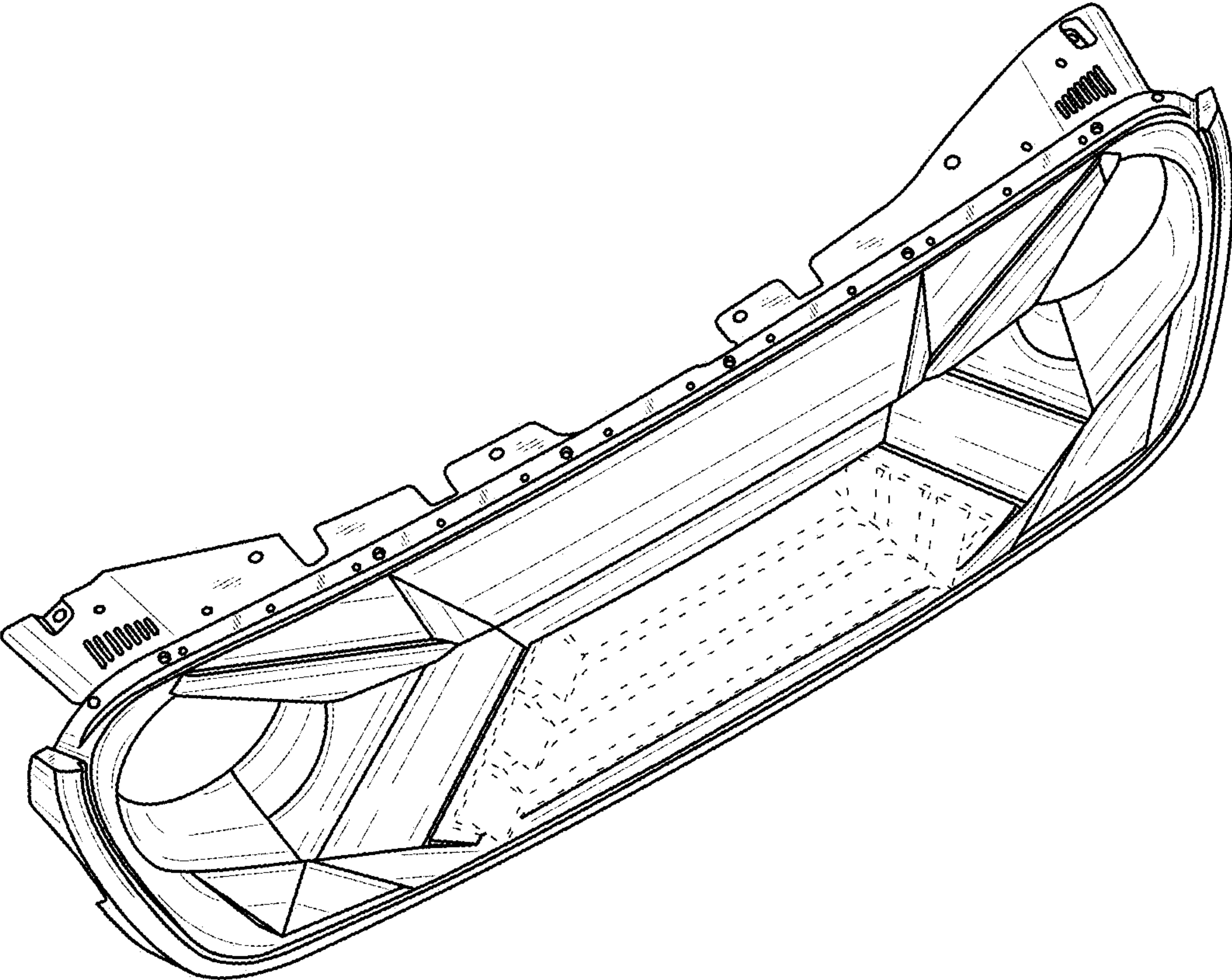


FIG. 1

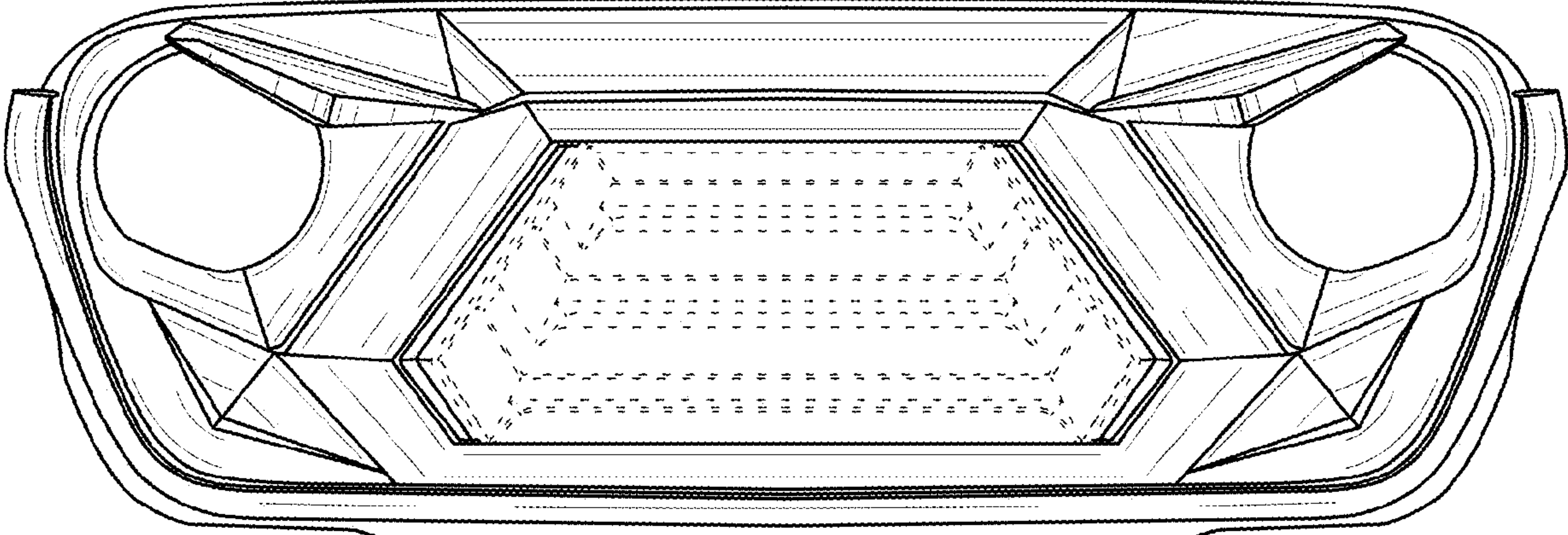


FIG. 2

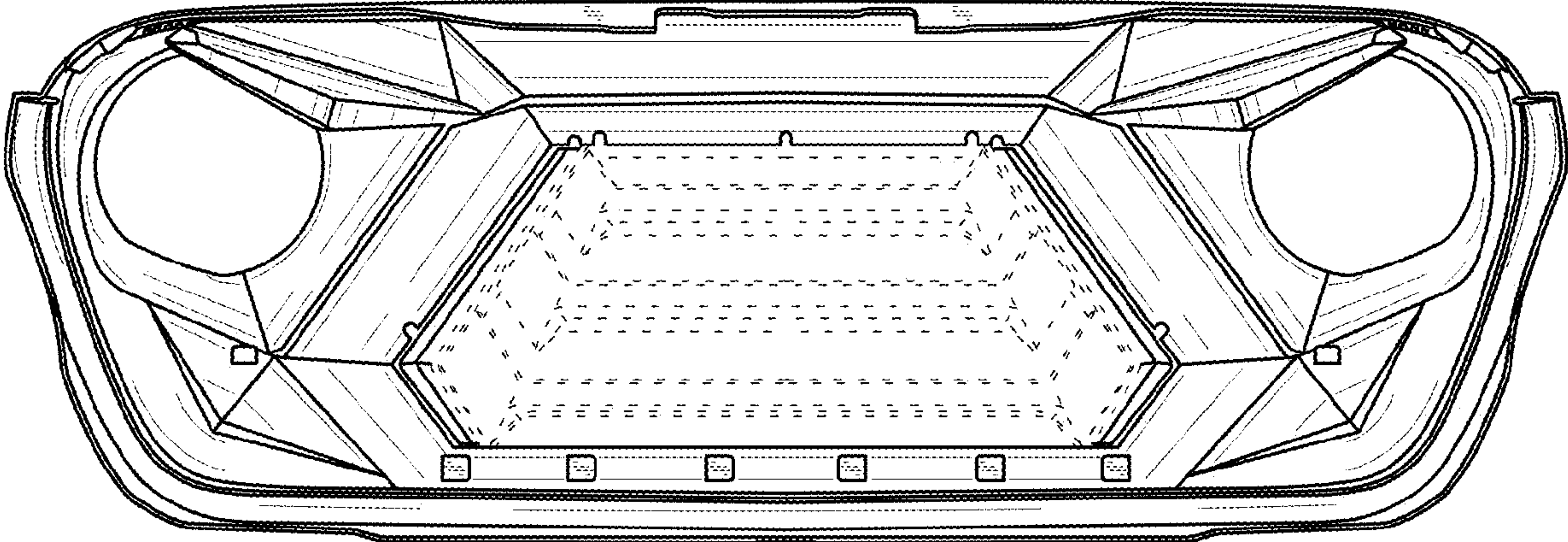


FIG. 3

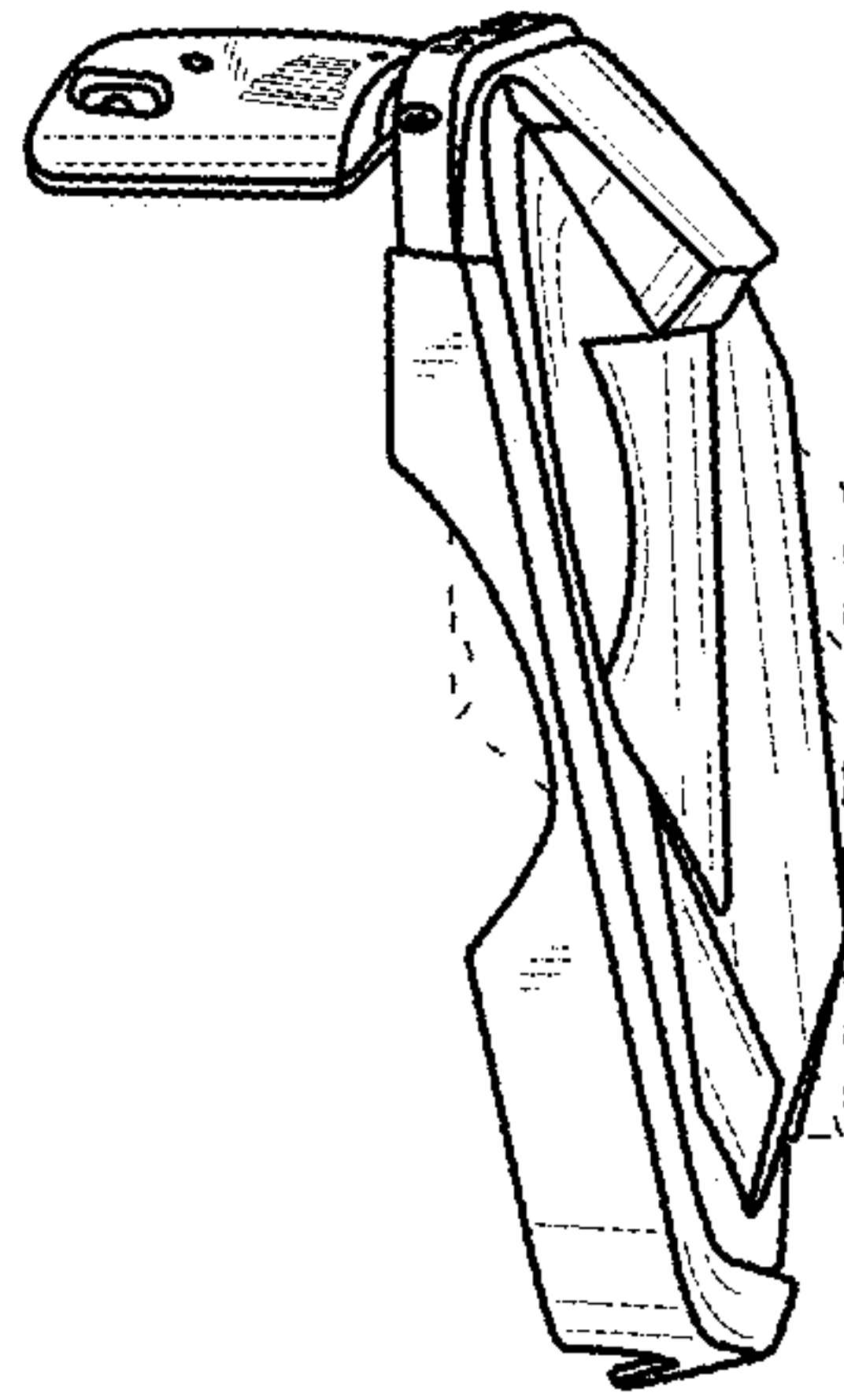


FIG. 4

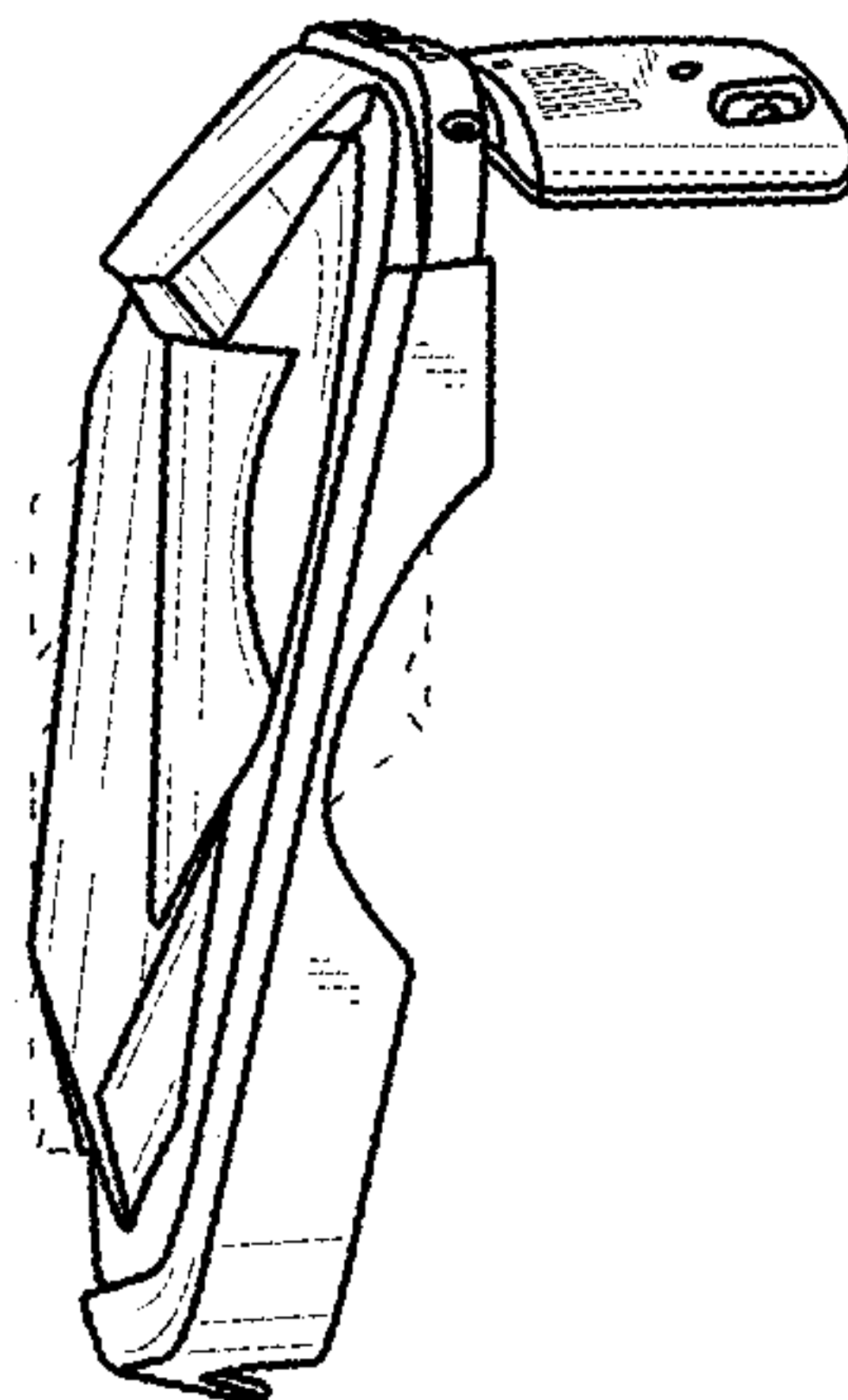


FIG. 5

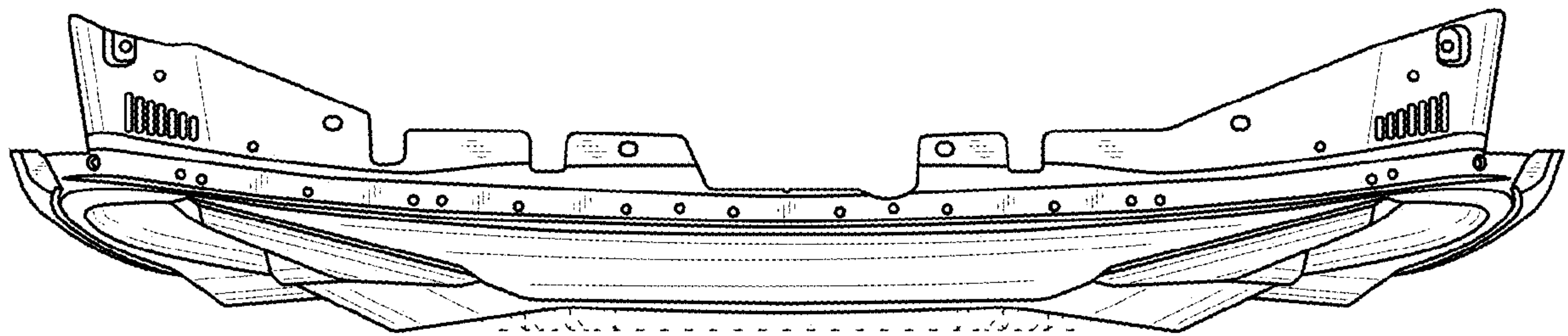


FIG. 6

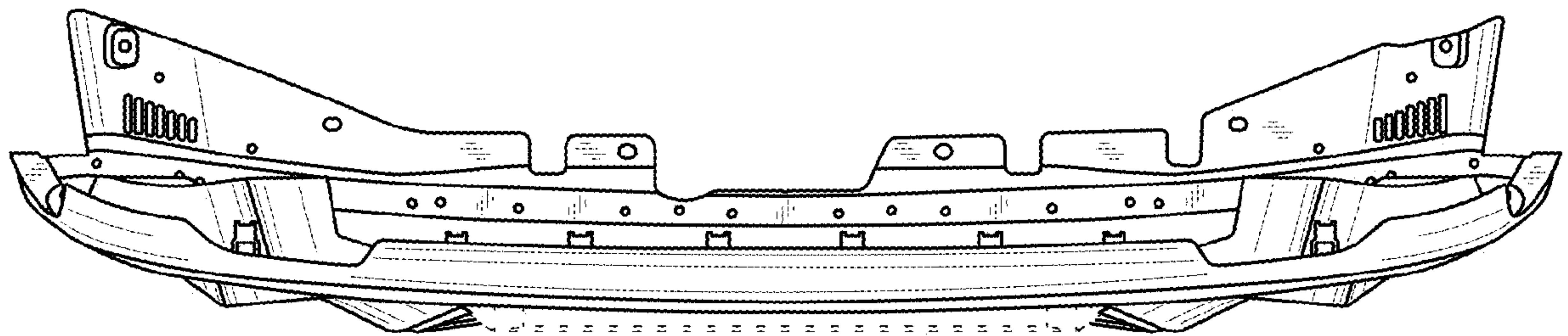


FIG. 7