



US00D959319S

(12) **United States Design Patent** (10) **Patent No.:** **US D959,319 S**
Abdourahim (45) **Date of Patent:** **** Aug. 2, 2022**

(54) BRACELET	D715,679 S * 10/2014 Ochoa D11/80
	D721,982 S * 2/2015 Yatsugi-Kang D11/16
(71) Applicant: Harry Winston SA , Plan-les-Ouates (CH)	D747,661 S * 1/2016 Yatsugi-Kang D11/7
	D747,662 S * 1/2016 Yatsugi-Kang D11/16
(72) Inventor: Delphine Abdourahim , New York, NY (US)	D747,998 S * 1/2016 Yatsugi-Kang D11/7
	D747,999 S * 1/2016 Yatsugi-Kang D11/7
	D760,618 S * 7/2016 Yatsugi-Kang D11/43
	D762,510 S * 8/2016 de Castellane A44C 25/00
	D780,007 S * 2/2017 Marchand D11/13
(73) Assignee: Harry Winston SA , Plan-les-Ouates (CH)	D891,974 S * 8/2020 Comolli D11/79
	D892,670 S * 8/2020 Comolli D11/79

(**) Term: **15 Years**

(21) Appl. No.: **29/702,354**

(22) Filed: **Aug. 19, 2019**

(30) **Foreign Application Priority Data**

Feb. 20, 2019 (WO) WIPO80564

(51) **LOC (13) Cl.** **11-01**

(52) **U.S. Cl.**
USPC **D11/16**

(58) **Field of Classification Search**
USPC D11/1, 3, 6, 7, 8, 16, 17, 40, 42, 43, 44, D11/46, 47, 48, 63, 67, 70, 75, 76, 79, D11/81, 84, 86, 115; D10/126
CPC A44C 1/00; A44C 5/00; A44C 5/02; A44C 5/10; A44C 5/102; A44C 5/105; A44C 5/18; A44C 7/00; A44C 7/002; A44C 7/003; A44C 7/004; A44C 7/005; A44C 7/006; A44C 7/007; A44C 7/008; A44C 15/0025; A44C 15/005; A44C 15/0055; A44C 25/00; A44C 25/001; A44C 25/007; A44C 25/008; A44C 11/00; A44C 11/002; A44C 11/007
See application file for complete search history.

(56) **References Cited**

U.S. PATENT DOCUMENTS

1,006,506 A * 10/1911 Spaney A44C 25/00 63/33
D687,735 S * 8/2013 Frigerio D11/3

OTHER PUBLICATIONS

Winston Gates, no date available, [online], [site visited Dec. 9, 2021]. Retrieved from url:https://www.harrywinston.com/en/products/winston-gates/winston-gates-platinum-diamond-bracelet-brdprdlmwg (Year: 2021).*

* cited by examiner

Primary Examiner — Tracey J Bell
(74) *Attorney, Agent, or Firm* — Blank Rome LLP


(57) **CLAIM**

The ornamental design for a bracelet, as shown and described.

DESCRIPTION

FIG. 1 is a front view of a bracelet of the present design; FIG. 2 is a rear view thereof; FIG. 3 is a top view thereof; FIG. 4 is a bottom view thereof; FIG. 5 is a left side view thereof; FIG. 6 is a right side view thereof; FIG. 7 is a front perspective view thereof; and, FIG. 8 is a rear perspective view thereof.

1 Claim, 8 Drawing Sheets



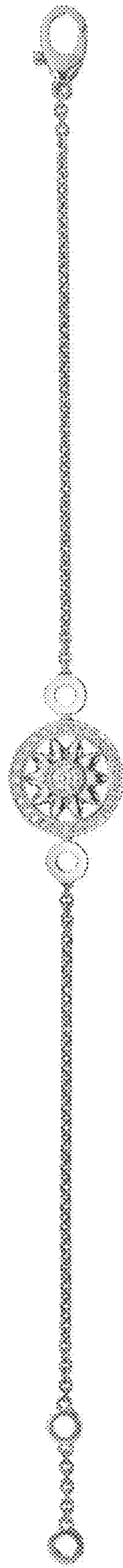


FIG. 1

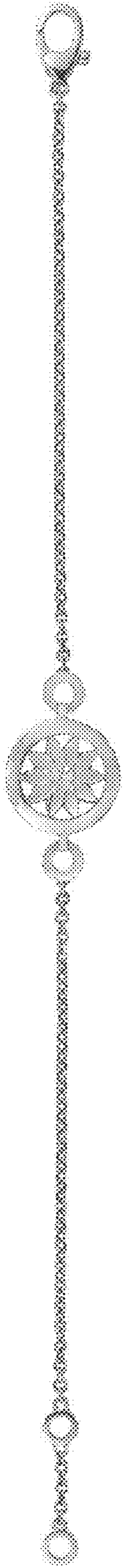


FIG. 2




FIG. 3



FIG. 4




FIG. 5

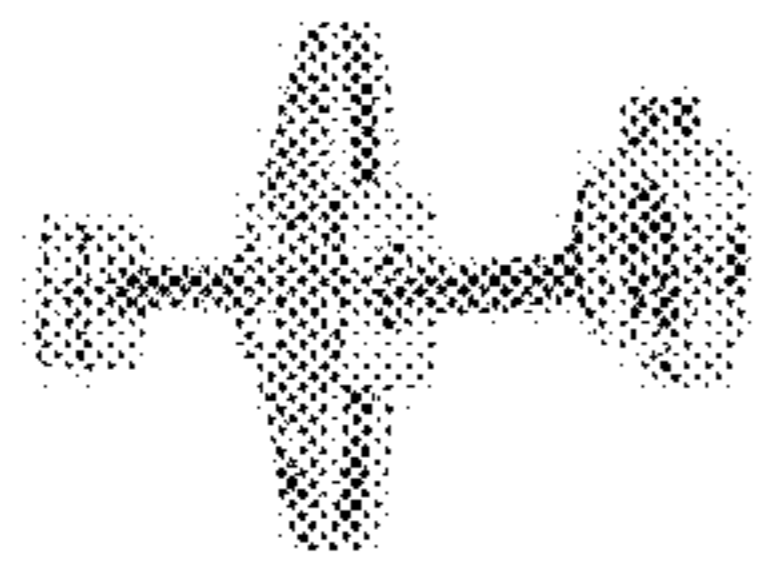


FIG. 6



FIG. 7



FIG. 8