



US00D959315S

(12) **United States Design Patent** (10) **Patent No.:** **US D959,315 S**
Xiao (45) **Date of Patent:** **** Aug. 2, 2022**

(54) **WATCH CASE**
(71) Applicant: **Shenzhen Qianhai Yize E-Commerce Co., Ltd., Shenzhen (CN)**

D903,508 S * 12/2020 Zhang D10/30
D920,147 S * 5/2021 Liu D10/132
D927,182 S * 8/2021 Hyun D3/302
2019/0369563 A1 * 12/2019 Chen G04B 37/005

(72) Inventor: **Jia Xiao, Shenzhen (CN)**

(**) Term: **15 Years**

(21) Appl. No.: **29/778,358**

(22) Filed: **Apr. 13, 2021**

(51) **LOC (13) Cl.** **10-07**

(52) **U.S. Cl.**
USPC **D10/132; D14/440**

(58) **Field of Classification Search**
USPC D10/30-39, 128, 132; D11/3; D14/440
CPC A44C 5/00; A44C 5/0053; G04B 37/005;
G04B 37/0058
See application file for complete search history.

(56) **References Cited**

U.S. PATENT DOCUMENTS

D766,904 S	9/2016	Jung	
D766,906 S *	9/2016	Kim	D14/440
D767,573 S	9/2016	Kim	
D794,625 S *	8/2017	Armstrong	D14/250
D856,956 S *	8/2019	Liu	D14/138 R
D877,153 S *	3/2020	Peng	D14/440
D885,229 S	5/2020	Kim	
D897,350 S *	9/2020	Wang	D14/440
D898,745 S *	10/2020	Ye	D14/440
D902,768 S *	11/2020	Lin	D10/132

OTHER PUBLICATIONS

JXVM Compatible with Apple Watch Band with Case | amazon.com; date first avail Jun. 8, 2021 [online]. © 1996-2022, Amazon.com, Inc [retrieved Jan. 12, 2022] from Internet: <https://www.amazon.com/Compatible-40mm-38mm-JXVM-Protective/dp/B096TPWFVL/ref=pd_Ipo_1?pd_rd_i=B096TPX4LD&psc=1> (Year: 2021).*

* cited by examiner

Primary Examiner — Katherine Glennon
(74) *Attorney, Agent, or Firm* — Rumit Ranjit Kanakia

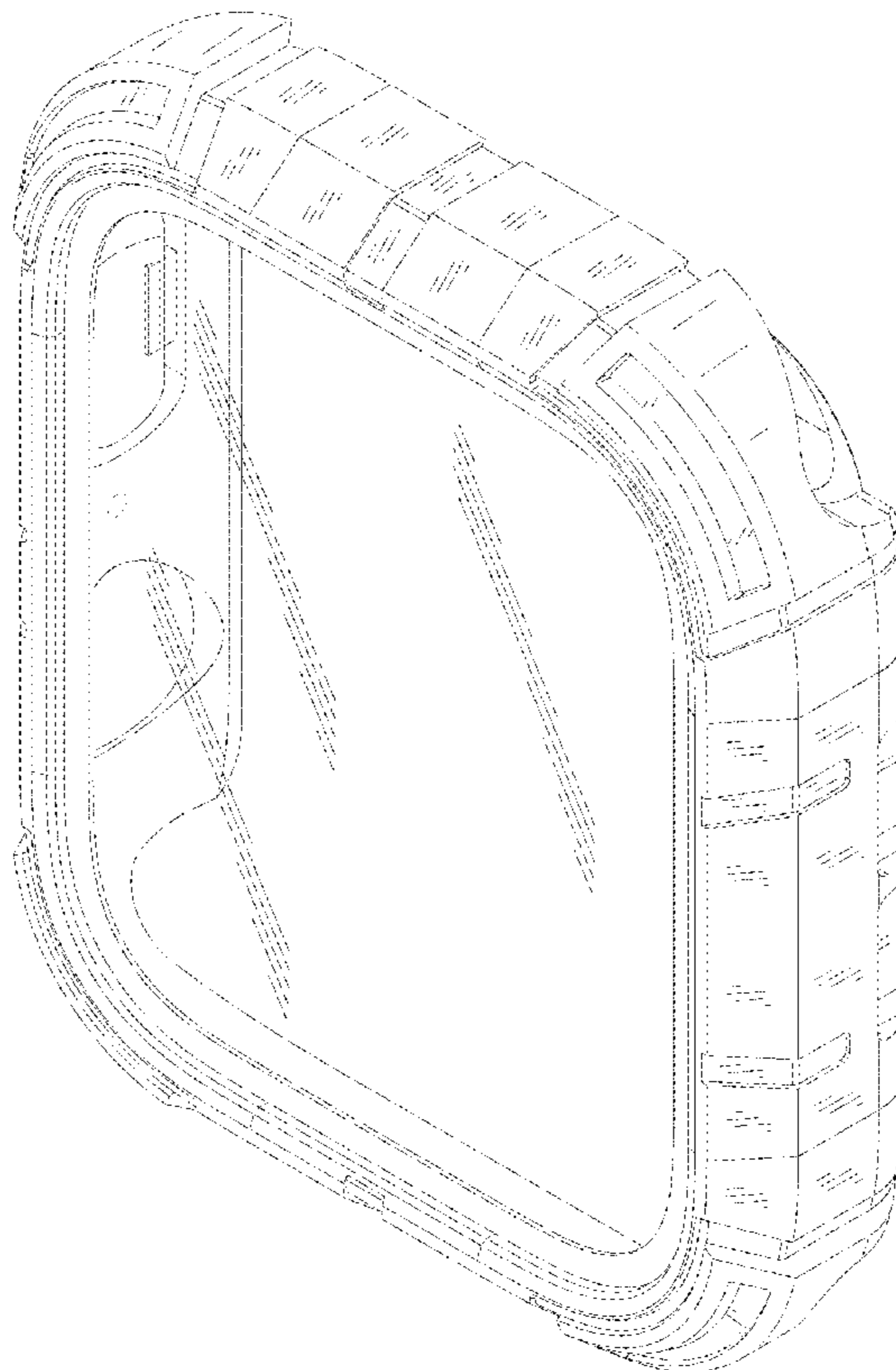
(57) **CLAIM**

I claim the ornamental design for a watch case, as shown and described.

DESCRIPTION

FIG. 1 is a Perspective view of a watch case showing my new design;
FIG. 2 is a Front view thereof;
FIG. 3 is a Back view thereof;
FIG. 4 is a Right-side view thereof;
FIG. 5 is a Left-side view thereof;
FIG. 6 is a Top view thereof; and,
FIG. 7 is a Bottom view thereof.
The broken lines in the drawings depict portions of the watch case that form no part of the claimed design.

1 Claim, 5 Drawing Sheets



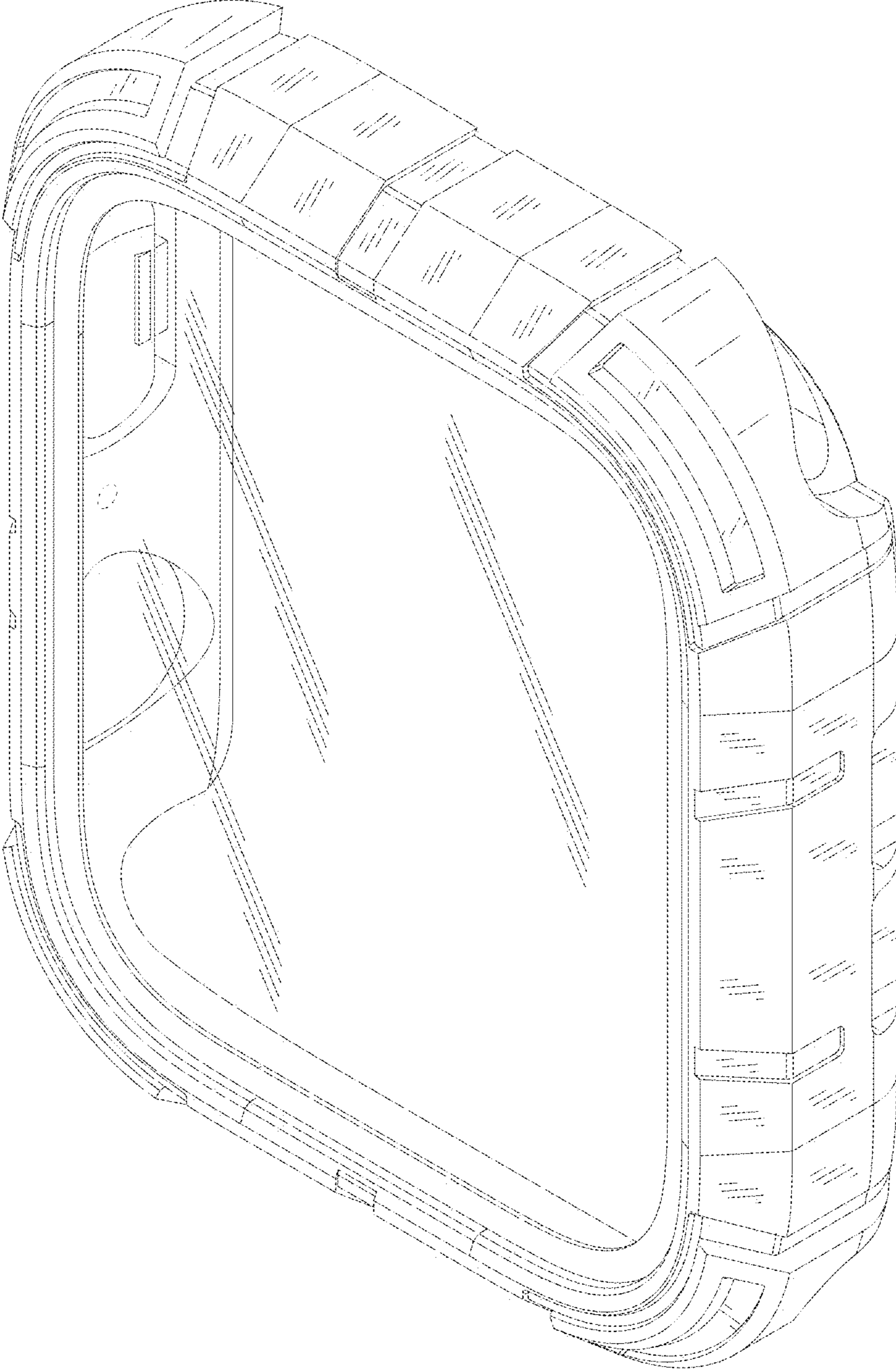


FIG. 1

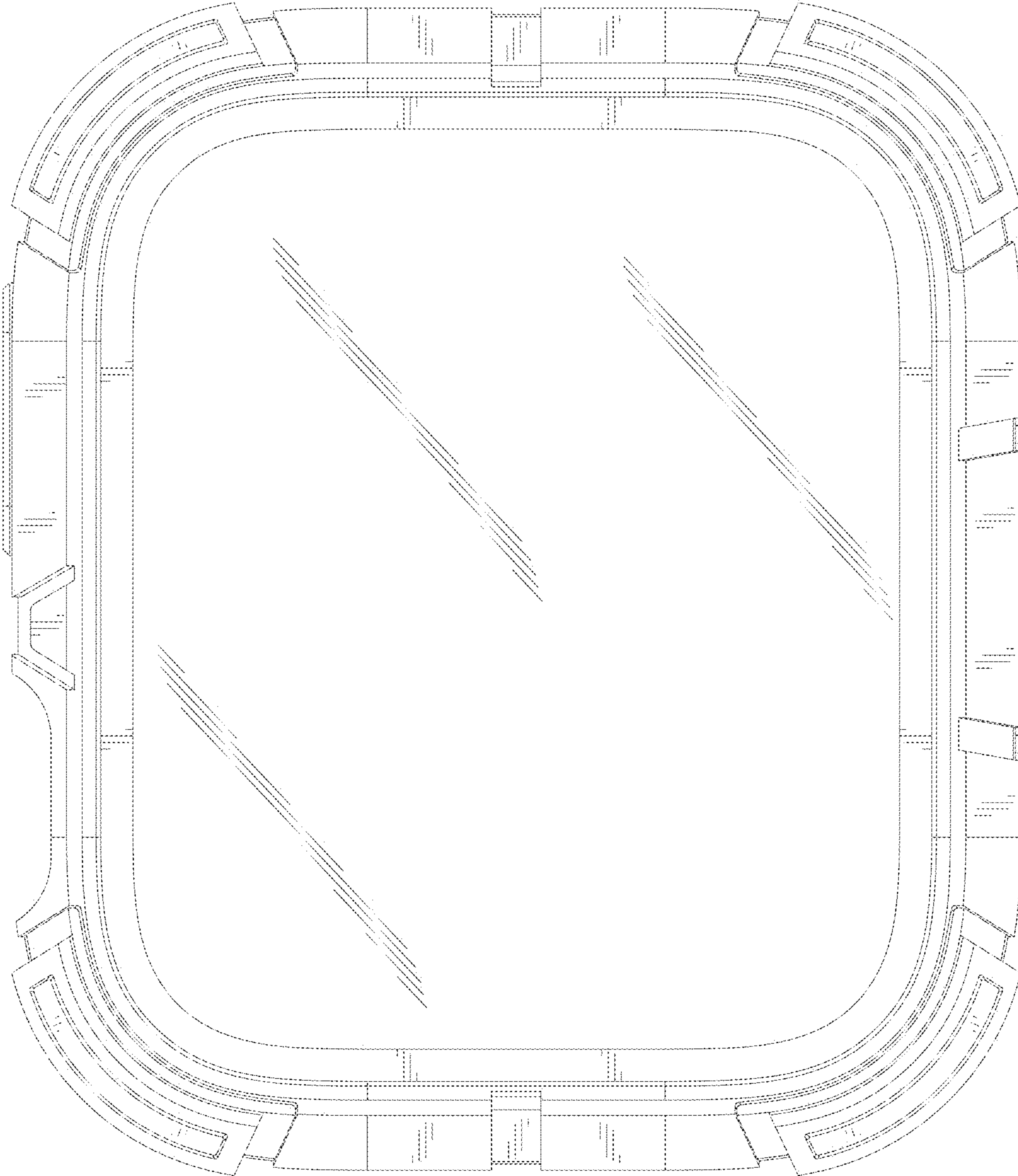


FIG. 2

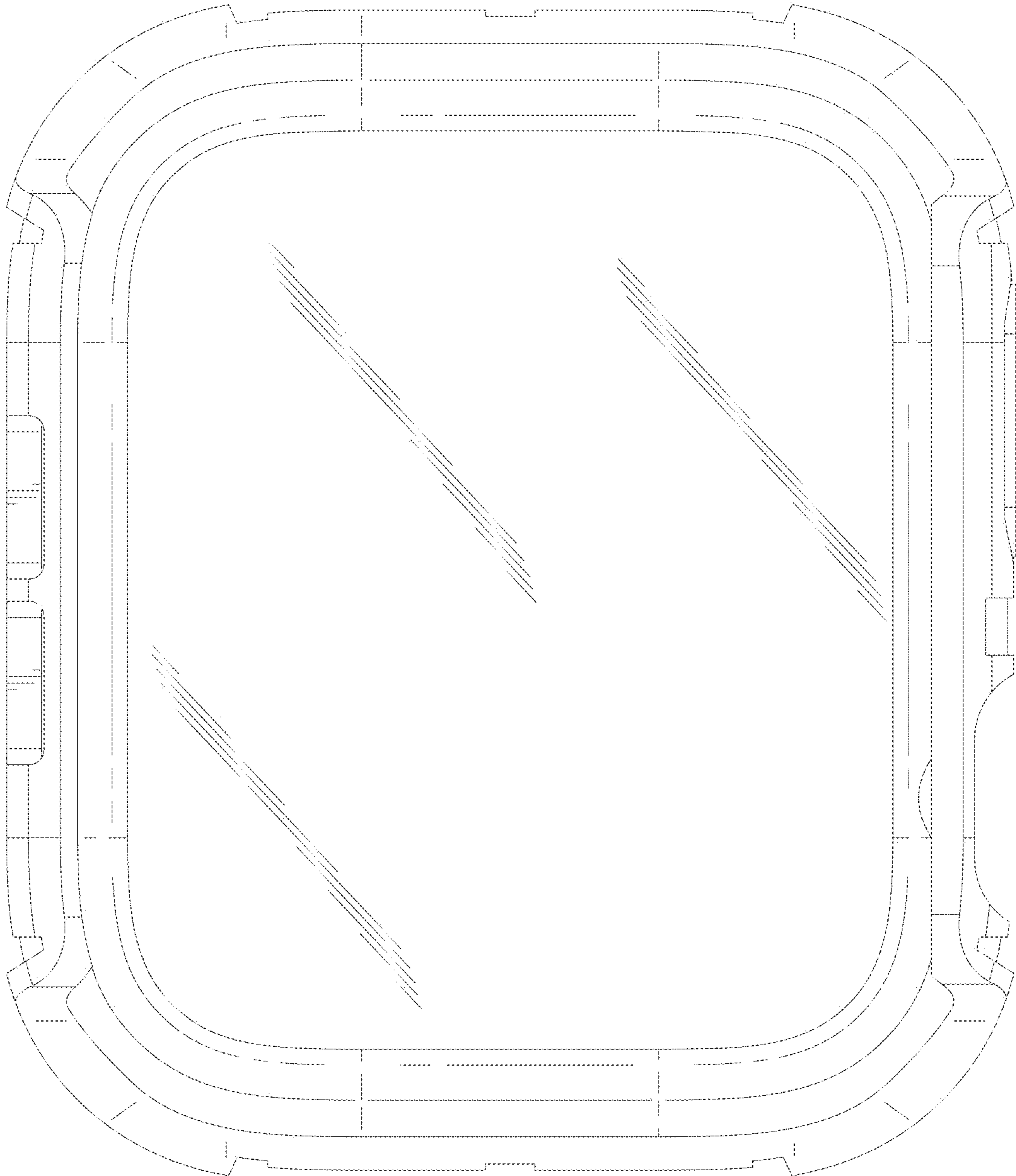


FIG. 3

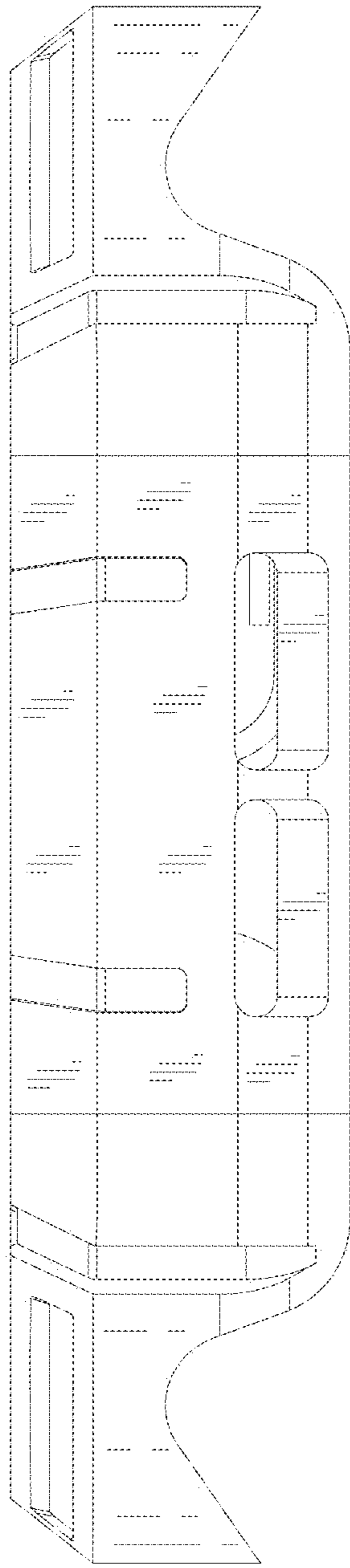


FIG. 4

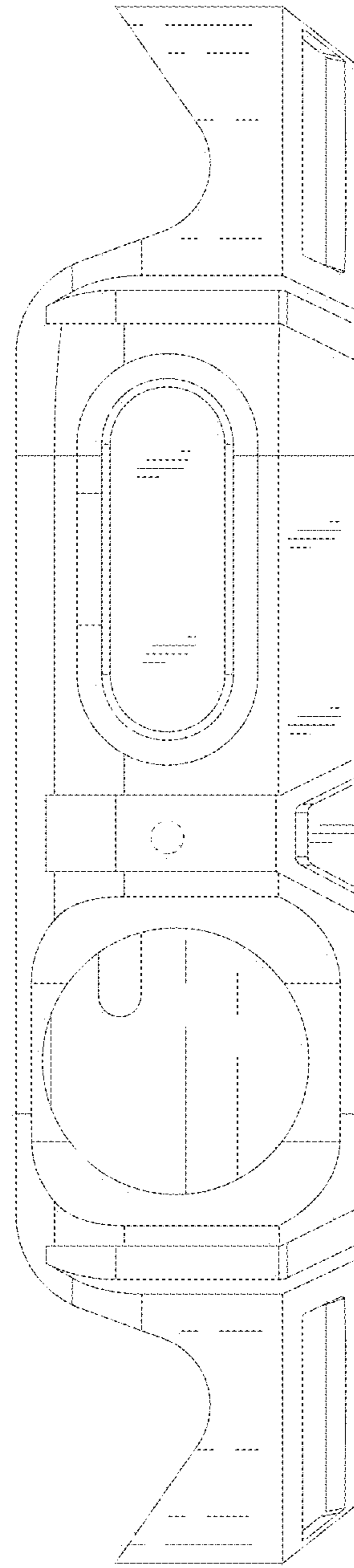


FIG. 5




FIG. 6

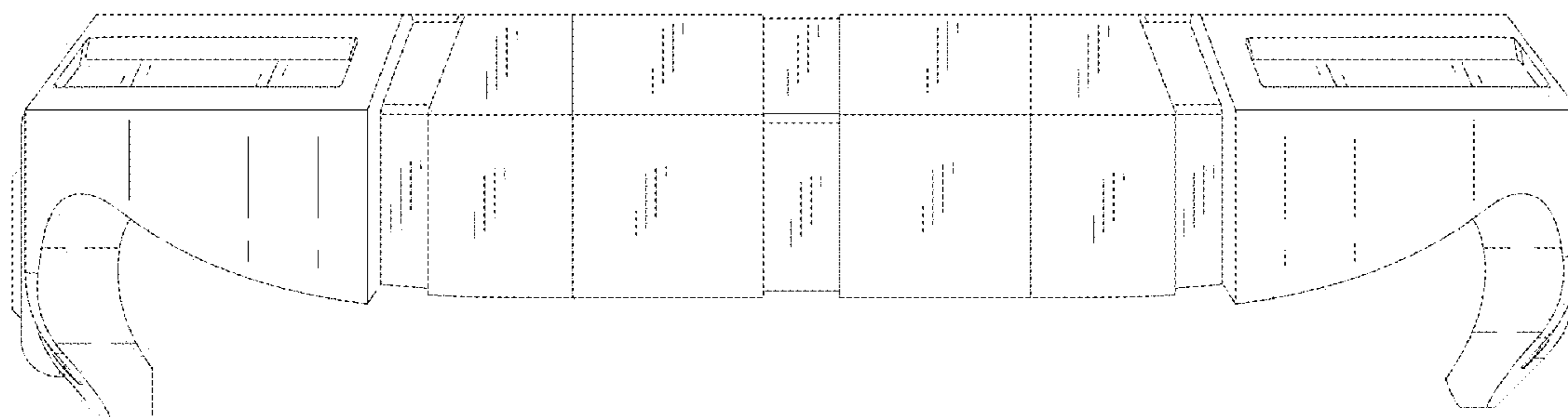


FIG. 7