



US00D959302S

(12) **United States Design Patent**
Yang

(10) **Patent No.:** **US D959,302 S**

(45) **Date of Patent:** **** Aug. 2, 2022**

(54) **GAUGE**

(71) Applicant: **Wenhan Yang**, Huizhou (CN)

(72) Inventor: **Wenhan Yang**, Huizhou (CN)

(**) Term: **15 Years**

(21) Appl. No.: **29/817,030**

(22) Filed: **Nov. 29, 2021**

(30) **Foreign Application Priority Data**

Oct. 28, 2021 (CN) 202130708709.8

(51) **LOC (13) Cl.** **10-04**

(52) **U.S. Cl.**
USPC **D10/64**

(58) **Field of Classification Search**
USPC D10/64, 65
CPC B43L 13/02; B43L 13/04; B43L 13/041;
B43L 13/043; B43L 13/045; B43L
13/046; B43L 13/048; B43L 13/06; B43L
13/08; B43L 13/20; B43L 13/201; B43L
13/203; B43L 13/205; B43L 13/206;
B43L 13/208; B43L 7/005; B43L 7/027;
G01B 3/14; G01B 3/566
See application file for complete search history.

(56) **References Cited**

U.S. PATENT DOCUMENTS

2,487,673 A * 11/1949 Roper B43L 13/20
33/565
2,542,537 A * 2/1951 Klemm B43L 7/005
D10/62

D206,086 S * 10/1966 Oltean D10/64
4,462,167 A * 7/1984 Huat G01C 9/12
33/339
D278,691 S * 5/1985 Sorrell D10/64
D322,039 S * 12/1991 Chien D10/64
D546,211 S * 7/2007 Sorrell D10/64
D817,196 S * 5/2018 Haarburger D10/64
D893,321 S * 8/2020 Smith D10/64
D905,579 S 12/2020 Yang
D928,634 S 8/2021 McMahon
D946,426 S * 3/2022 Jia D10/65
2020/0298612 A1 * 9/2020 Vukaj B43L 7/12

* cited by examiner

Primary Examiner — Antoine Duval Davis

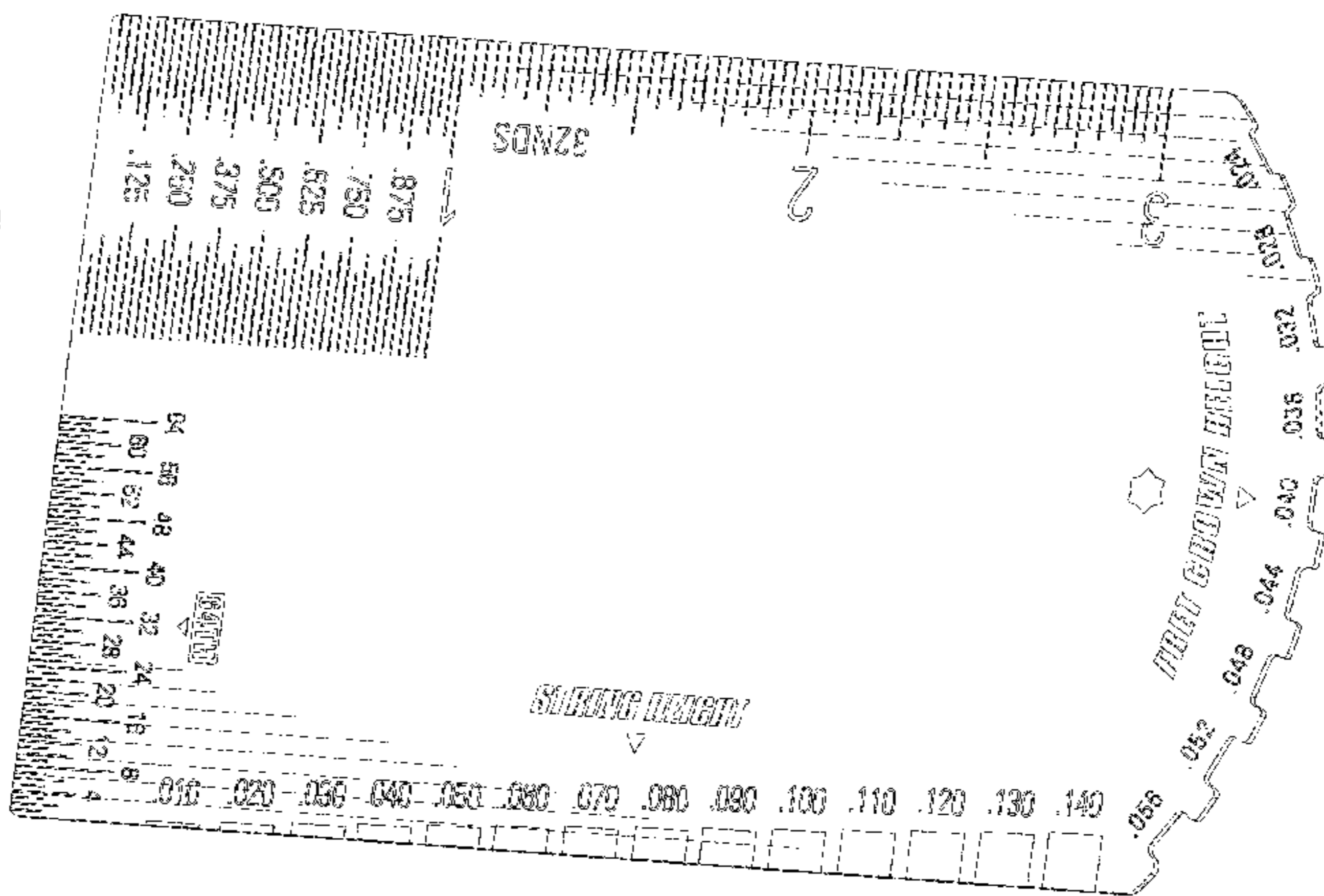
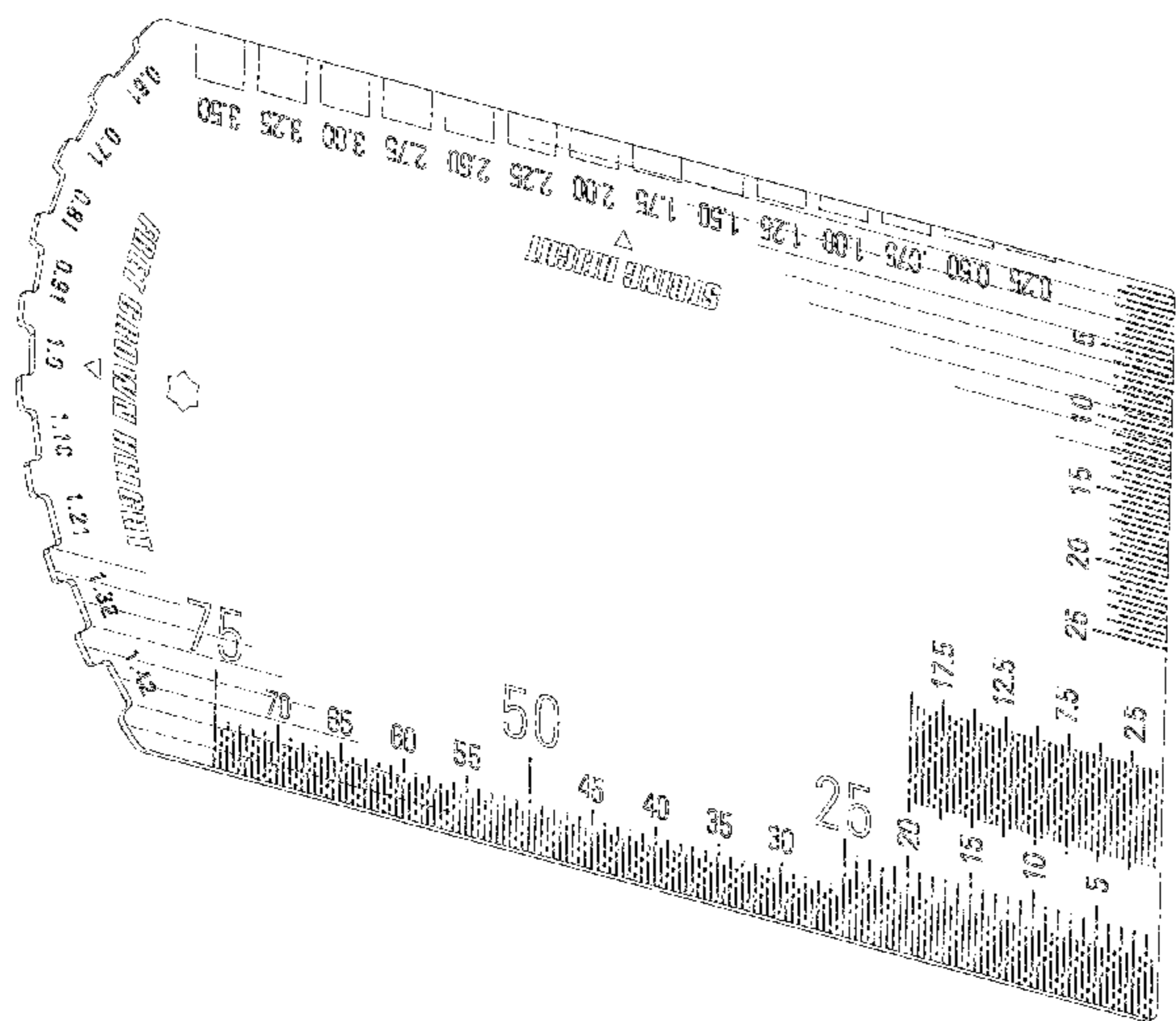
(57) **CLAIM**

The ornamental design for a gauge, as shown and described.

DESCRIPTION

FIG. 1 is a perspective view of a gauge showing my new design;
FIG. 2 is another perspective view thereof;
FIG. 3 is a front elevational view thereof;
FIG. 4 is a rear elevational view thereof;
FIG. 5 is a left side elevational view thereof;
FIG. 6 is a right side elevational view thereof;
FIG. 7 is a top plan view thereof; and,
FIG. 8 is a bottom plan view thereof.

1 Claim, 8 Drawing Sheets



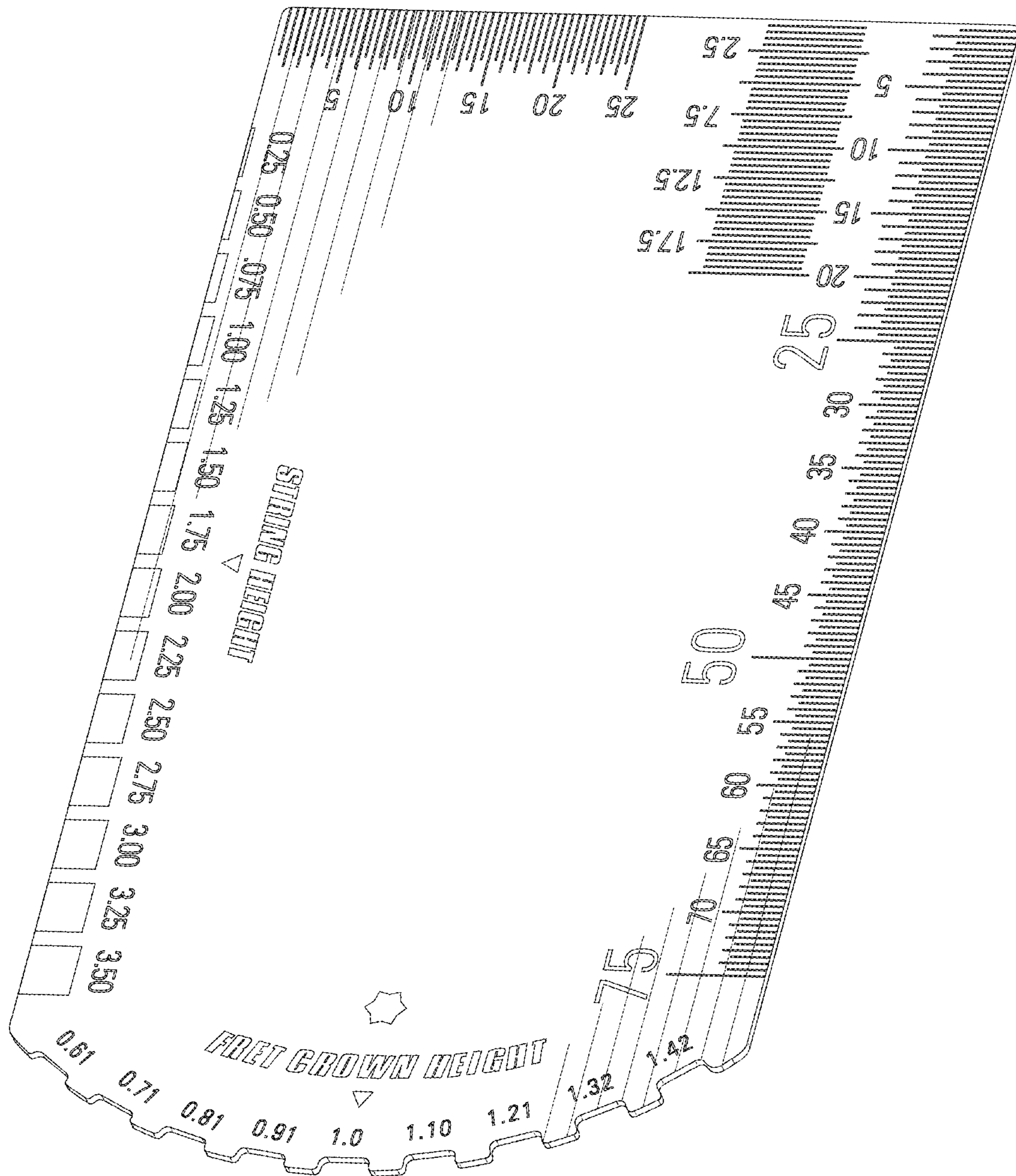


FIG. 1

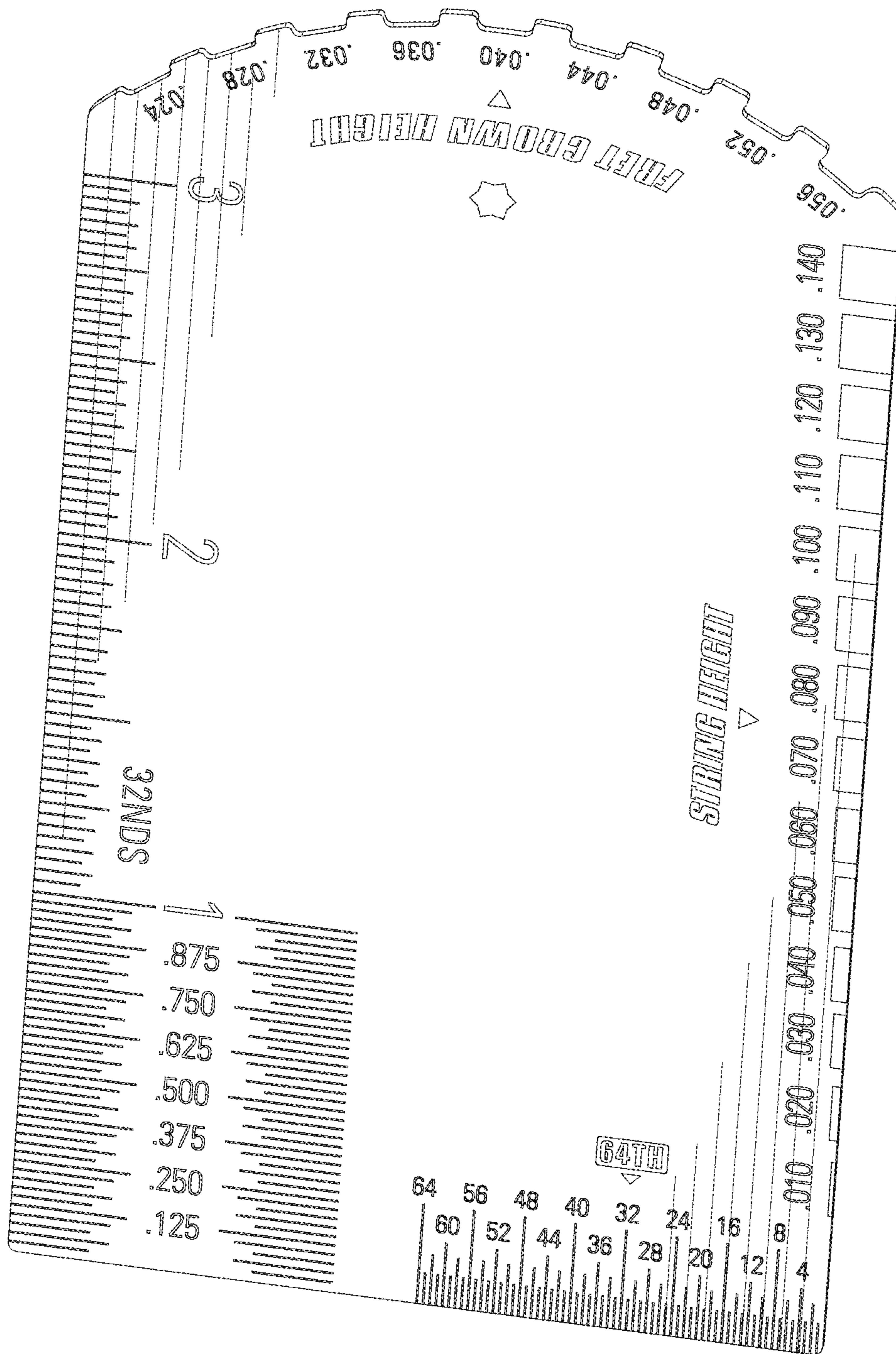


FIG. 2




FIG. 3

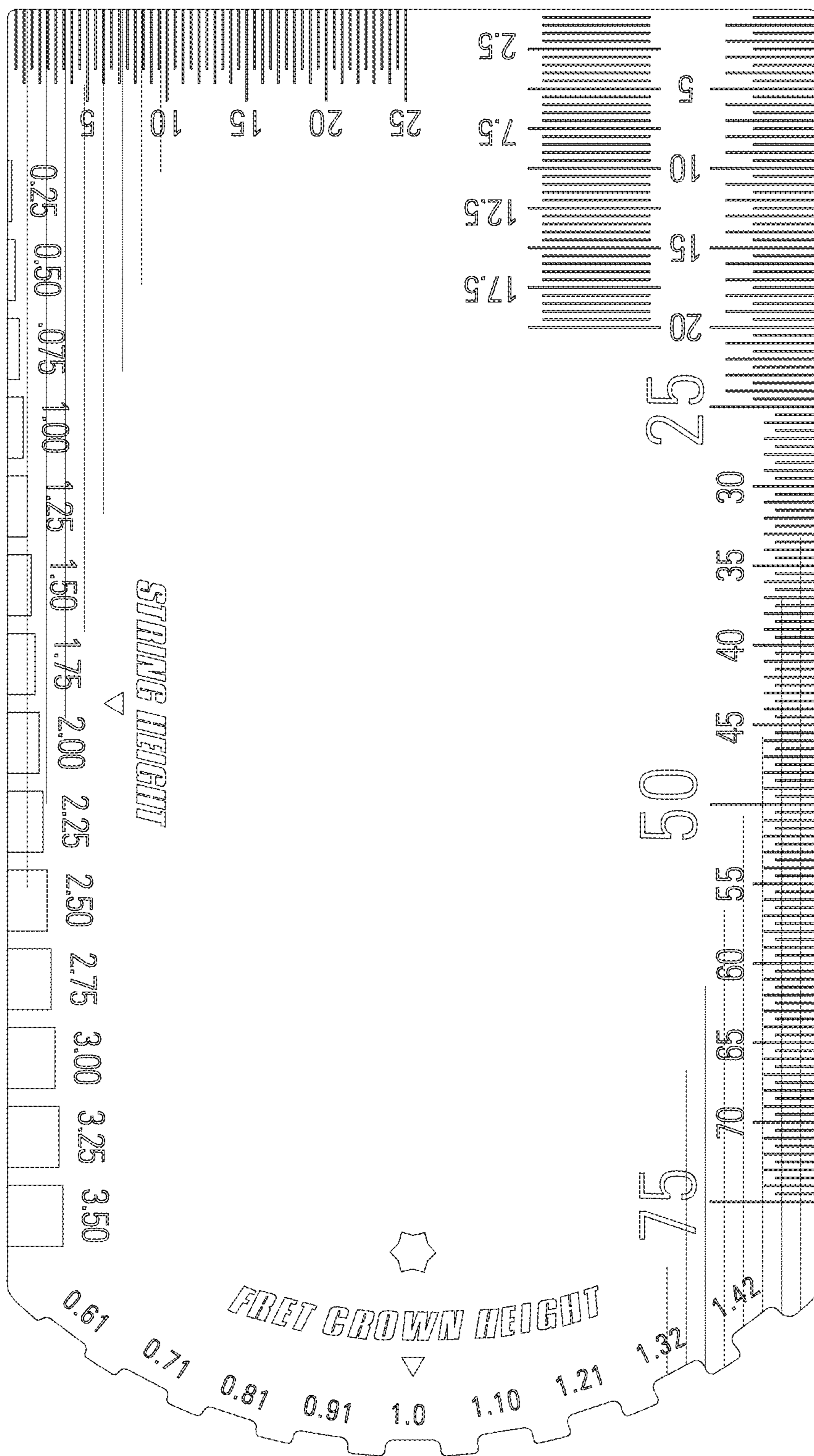


FIG. 4




FIG. 5

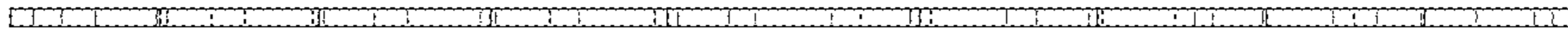


FIG. 6




FIG. 7



FIG. 8