



US00D959290S

(12) **United States Design Patent**  
**Mille**

(10) **Patent No.:** **US D959,290 S**

(45) **Date of Patent:** **\*\* Aug. 2, 2022**

(54) **WATCH**

(71) Applicant: **Turlen Holding SA**, Les Breuleux (CH)

(72) Inventor: **Richard Mille**, Moulins (FR)

(73) Assignee: **Turlen Holding SA**, Les Breuleux (CH)

(\*\*) Term: **15 Years**

(21) Appl. No.: **29/743,396**

(22) Filed: **Jul. 21, 2020**

(30) **Foreign Application Priority Data**

Jan. 29, 2020 (WO) ..... WIPO91577

(51) **LOC (13) Cl.** ..... **10-02**

(52) **U.S. Cl.**  
USPC ..... **D10/39**

(58) **Field of Classification Search**  
USPC ..... D10/30-39, 126-129, 131-132  
CPC ..... G04B 19/00; G04B 19/02; G04B 19/025;  
G04B 19/04; G04B 19/042; G04B 19/06;  
G04B 19/065; G04B 19/08; G04B  
19/085; G04B 19/087; G04B 19/10;  
G04B 19/103; G04B 19/106; G04B  
19/12; G04B 19/18; G04B 19/24; G04B  
19/28; G04B 19/32; G04B 37/00; G04B  
37/0058; G04B 37/14; G04B 37/1446;  
G04B 37/18; G04B 45/0046; G04B  
45/0069; G04B 45/0076

See application file for complete search history.

(56) **References Cited**

**U.S. PATENT DOCUMENTS**

D658,515 S \* 5/2012 Mille ..... D10/39  
D708,075 S \* 7/2014 Mille ..... D10/39

D710,216 S \* 8/2014 Mille ..... D10/38  
D724,959 S \* 3/2015 McCormick ..... D10/22  
D731,903 S \* 6/2015 Mille ..... D10/125  
D789,807 S \* 6/2017 Mille ..... D10/30  
D798,746 S \* 10/2017 Mille ..... D10/30  
D800,578 S \* 10/2017 Behling ..... D10/30  
D823,141 S \* 7/2018 Mille ..... D10/39  
D913,815 S \* 3/2021 Mille ..... D10/39

**FOREIGN PATENT DOCUMENTS**

WO WO-2017221188 A1 \* 12/2017

\* cited by examiner

*Primary Examiner* — Katherine Glennon

(74) *Attorney, Agent, or Firm* — Rothwell, Figg, Ernst & Manbeck, P.C.

(57) **CLAIM**

The ornamental design for a watch, as shown.

**DESCRIPTION**

FIG. 1 is a top front right perspective view of a watch showing my new design;  
FIG. 2 is a top front left perspective view thereof;  
FIG. 3 is a bottom front right perspective view thereof;  
FIG. 4 is a bottom front left perspective view thereof;  
FIG. 5 is a front view thereof;  
FIG. 6 is a rear view thereof;  
FIG. 7 is a left view thereof;  
FIG. 8 is a right view thereof;  
FIG. 9 is a top view thereof; and,  
FIG. 10 is a bottom view thereof.

**1 Claim, 10 Drawing Sheets**





FIG. 1



FIG. 2



FIG. 3

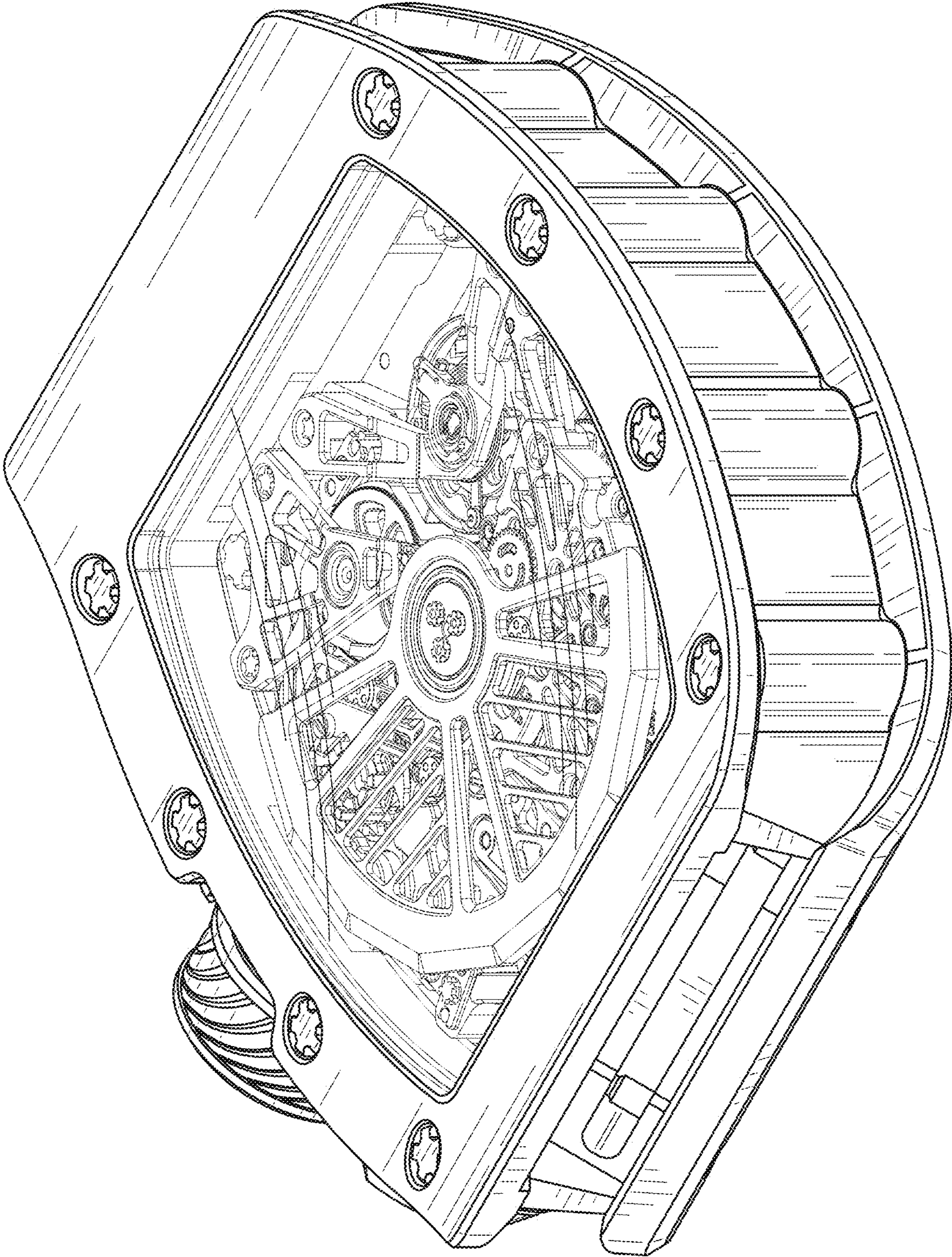


FIG. 4



FIG. 5



FIG. 6

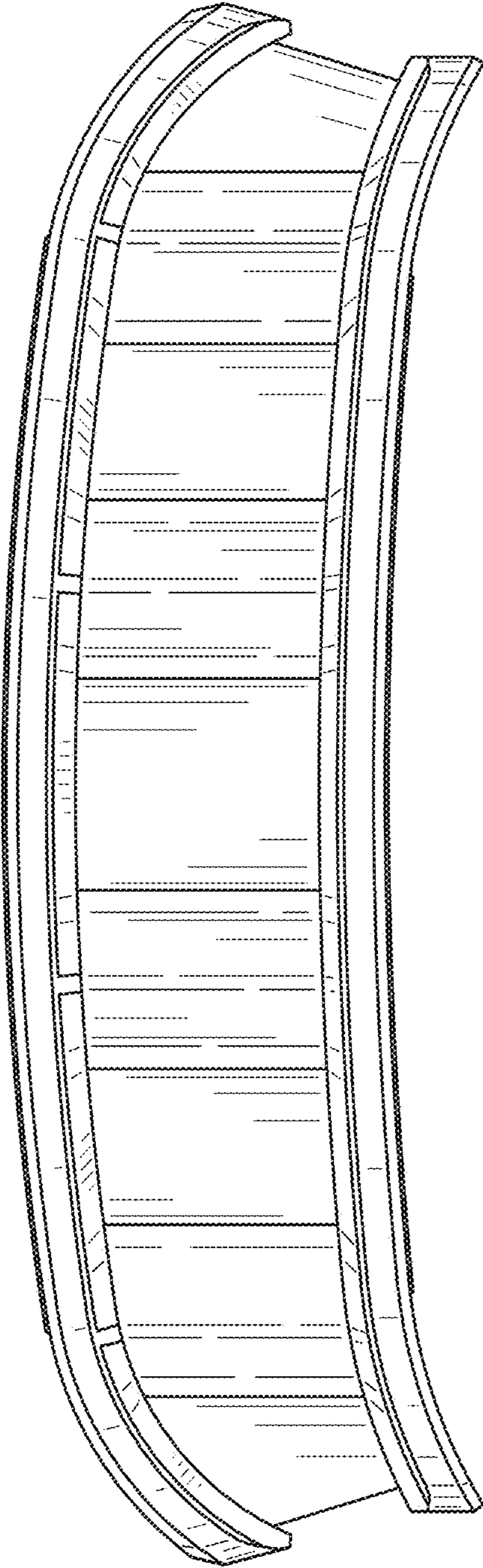


FIG. 7






FIG. 8

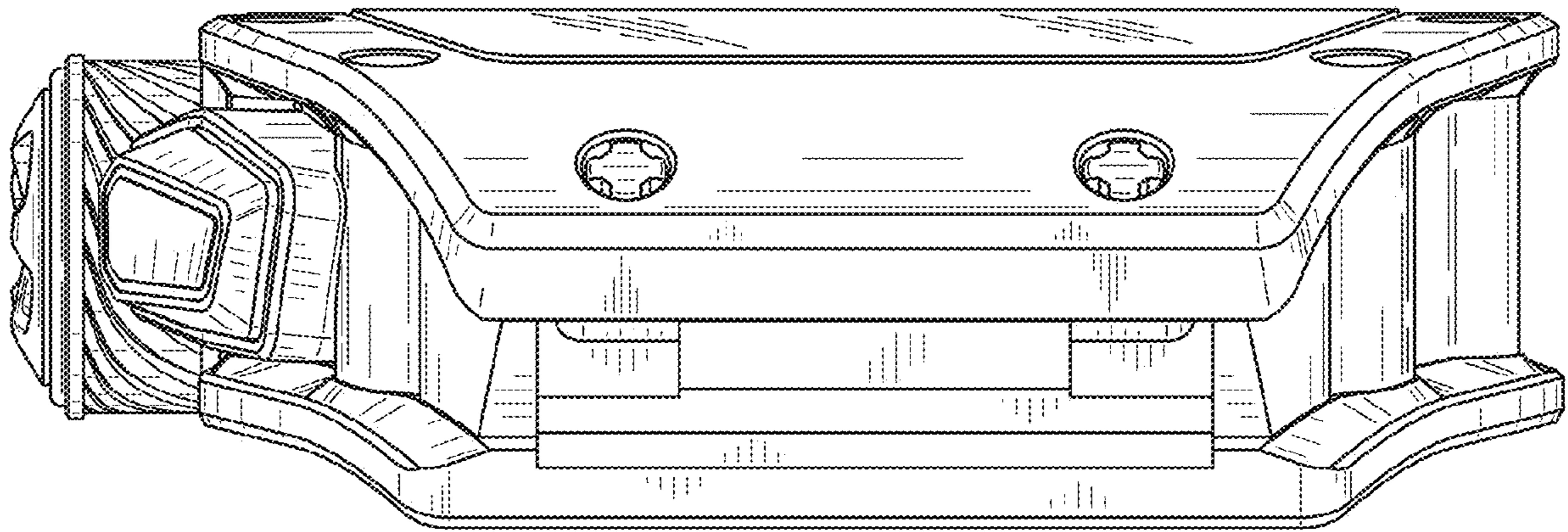


FIG. 9

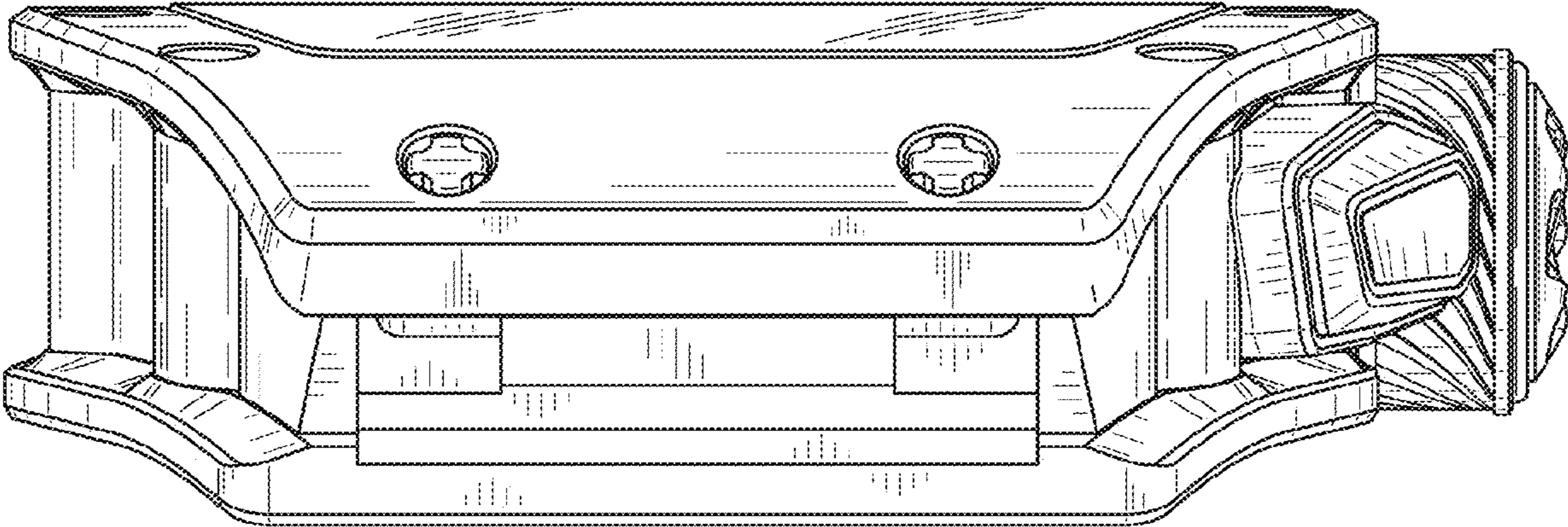


FIG. 10