



US00D959265S

(12) **United States Design Patent**  
**Hume**

(10) **Patent No.:** **US D959,265 S**

(45) **Date of Patent:** **\*\* Aug. 2, 2022**

(54) **BOTTLE STOPPER**

(71) Applicant: **True Fabrications, Inc.**, Seattle, WA (US)

(72) Inventor: **Ryan William Hume**, Seattle, WA (US)

(73) Assignee: **TRUE FABRICATIONS, INC.**, Seattle, WA (US)

(\*\*) Term: **15 Years**

(21) Appl. No.: **29/738,545**

(22) Filed: **Jun. 18, 2020**

(51) **LOC (13) Cl.** ..... **09-07**

(52) **U.S. Cl.**  
USPC ..... **D9/439**

(58) **Field of Classification Search**  
USPC .... D7/392, 392.1, 396.2, 398; D9/434, 435, D9/436, 439, 440, 443, 447, 454, 499  
CPC ..... B65D 41/00; B65D 41/04; B65D 41/26; B65D 39/00

See application file for complete search history.

(56) **References Cited**

**U.S. PATENT DOCUMENTS**

D53,746 S *	8/1919	Moore	.....	D9/439
1,978,455 A *	10/1934	Geerlings	.....	B65D 35/44
				222/545
D181,629 S *	12/1957	Cochran	.....	D9/453
D241,018 S *	8/1976	De Amicis	.....	D9/439
D271,285 S *	11/1983	Lauren	.....	D9/454
D396,639 S *	8/1998	Pedersen-Rask	.....	D9/454
D536,966 S *	2/2007	Cecere	.....	D9/449
D644,518 S *	9/2011	Howell	.....	D9/571
D769,714 S *	10/2016	Kozu	.....	D9/434
D880,954 S *	4/2020	McCutchen	.....	D7/624.2

D896,025 S *	9/2020	Moulder	.....	D7/392.1
D942,855 S *	2/2022	Lim	.....	D9/434
2011/0147335 A1 *	6/2011	Garcia	.....	B65D 39/00
				215/230

**OTHER PUBLICATIONS**

Made in China. Hot Sale Screen Printing Hair Oil Transparent Roll on Bottle for Perfume/Beauty Care. No date specified. <https://m.made-in-china.com/product/Hot-Sale-Screen-Printing-Hair-Oil-Transparent-Roll-on-Bottle-for-Perfume-Beauty-Care-1915356094.html> (Year: 0).\*

\* cited by examiner

*Primary Examiner* — Darcey E Gottschalk

(74) *Attorney, Agent, or Firm* — Vicky Kaur Bajwa

(57) **CLAIM**

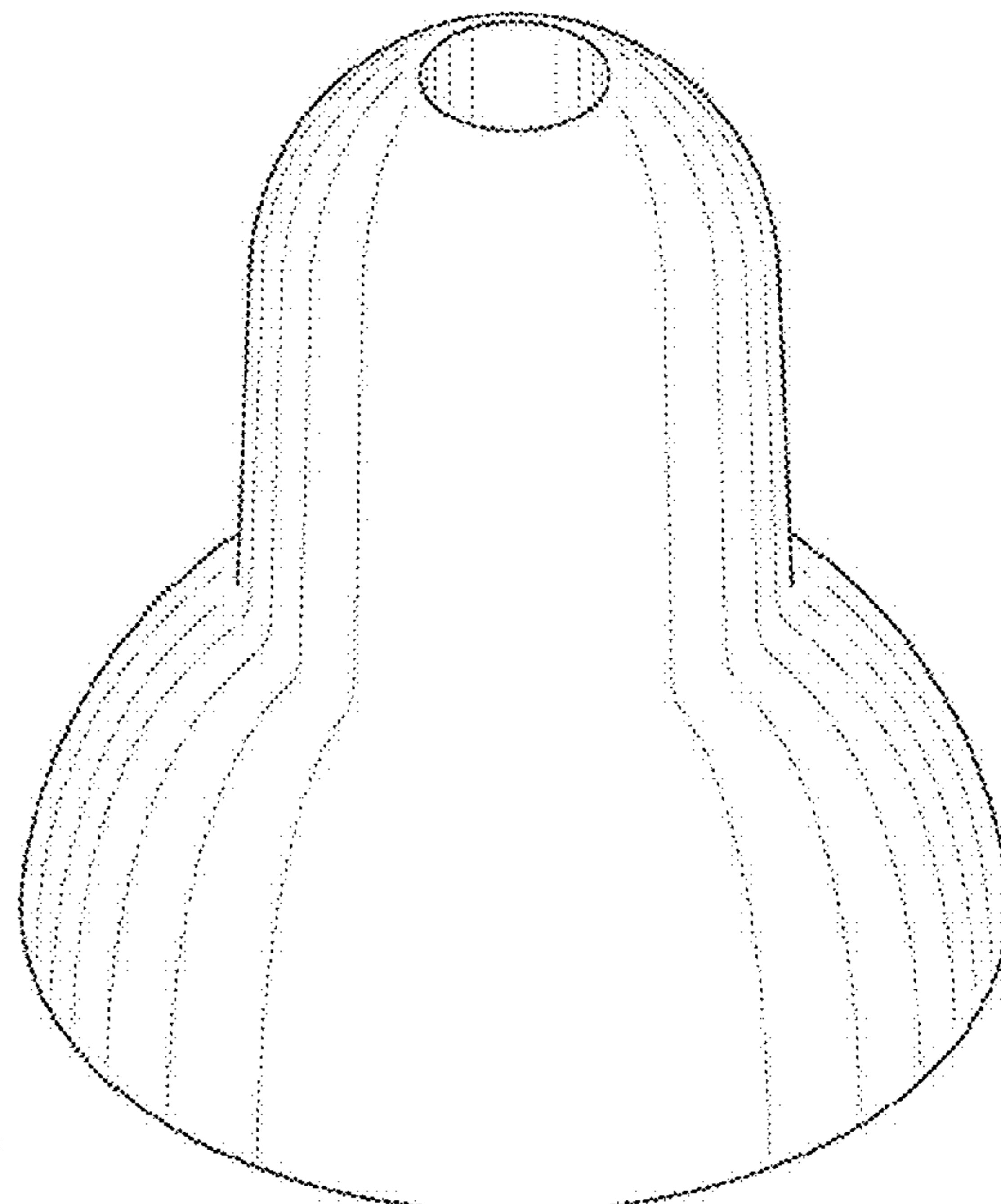
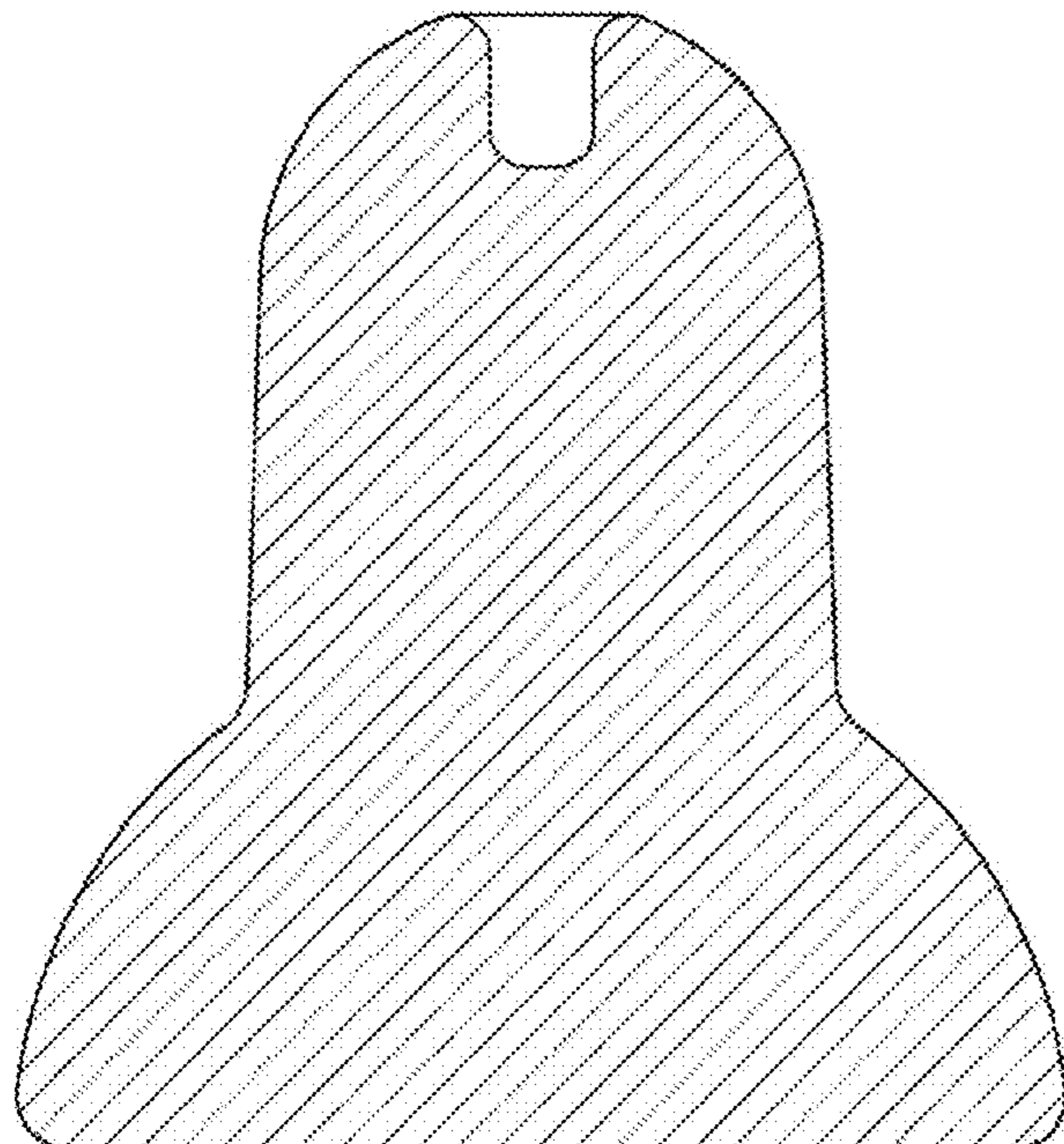
The ornamental design for a bottle stopper, as shown and described.

**DESCRIPTION**

FIG. 1 is a front elevation view of a bottle stopper showing my new design; the rear elevation, left side elevation, and right side elevation views being a mirror image thereof; FIG. 2 is a top view of the bottle stopper of FIG. 1; FIG. 3 is a bottom view of the bottle stopper of FIG. 1; FIG. 4 is a cross-sectional view of the bottle stopper taken in the direction of line 4-4 on FIG. 2; FIG. 5 is a top perspective view of the bottle stopper of FIG. 1; and, FIG. 6 is a bottom perspective view of the bottle stopper of FIG. 1.

In FIG. 2, the pair of arrows represent a sectional designation that forms no part of the claim.

**1 Claim, 2 Drawing Sheets**



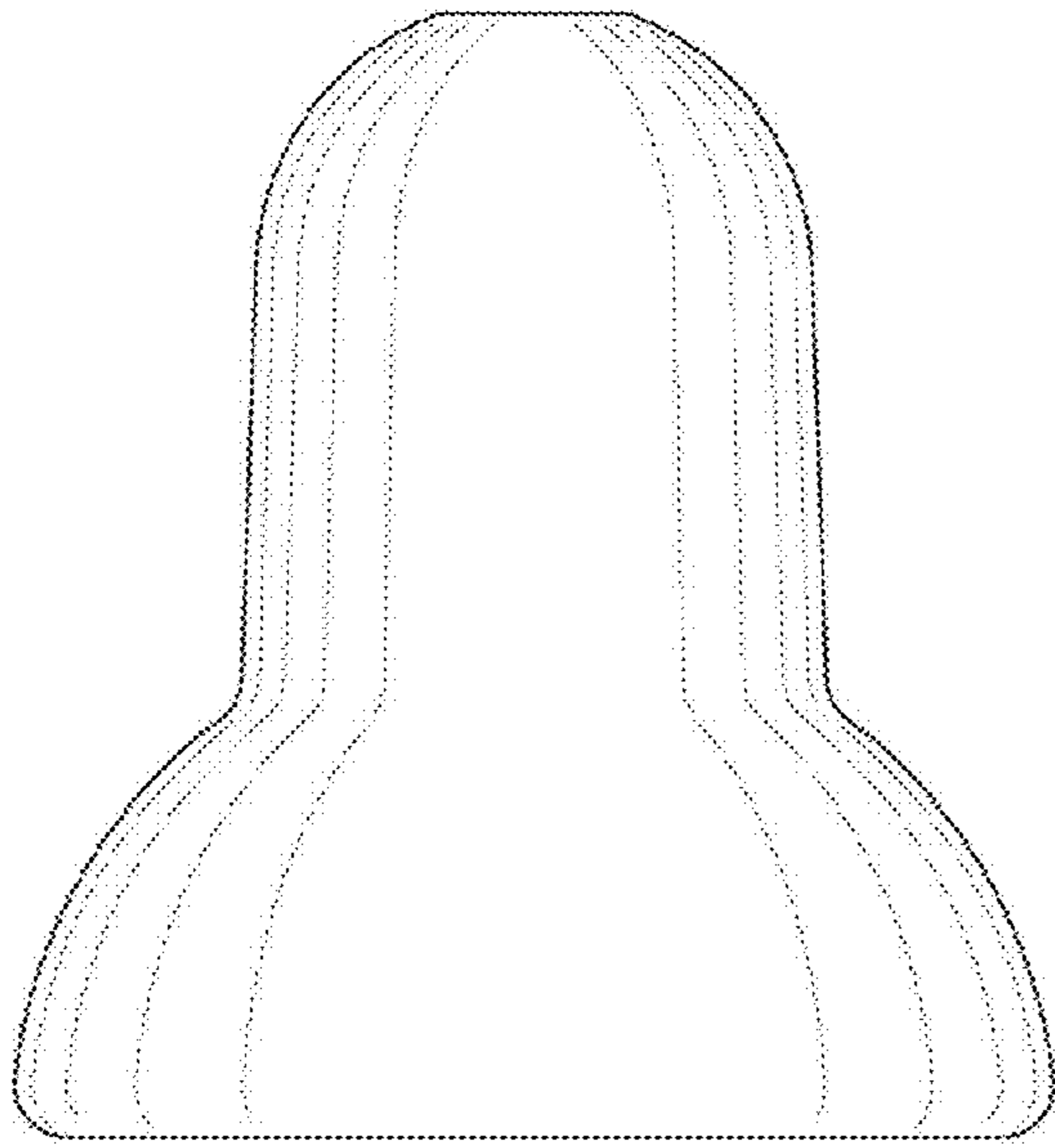


FIG. 1

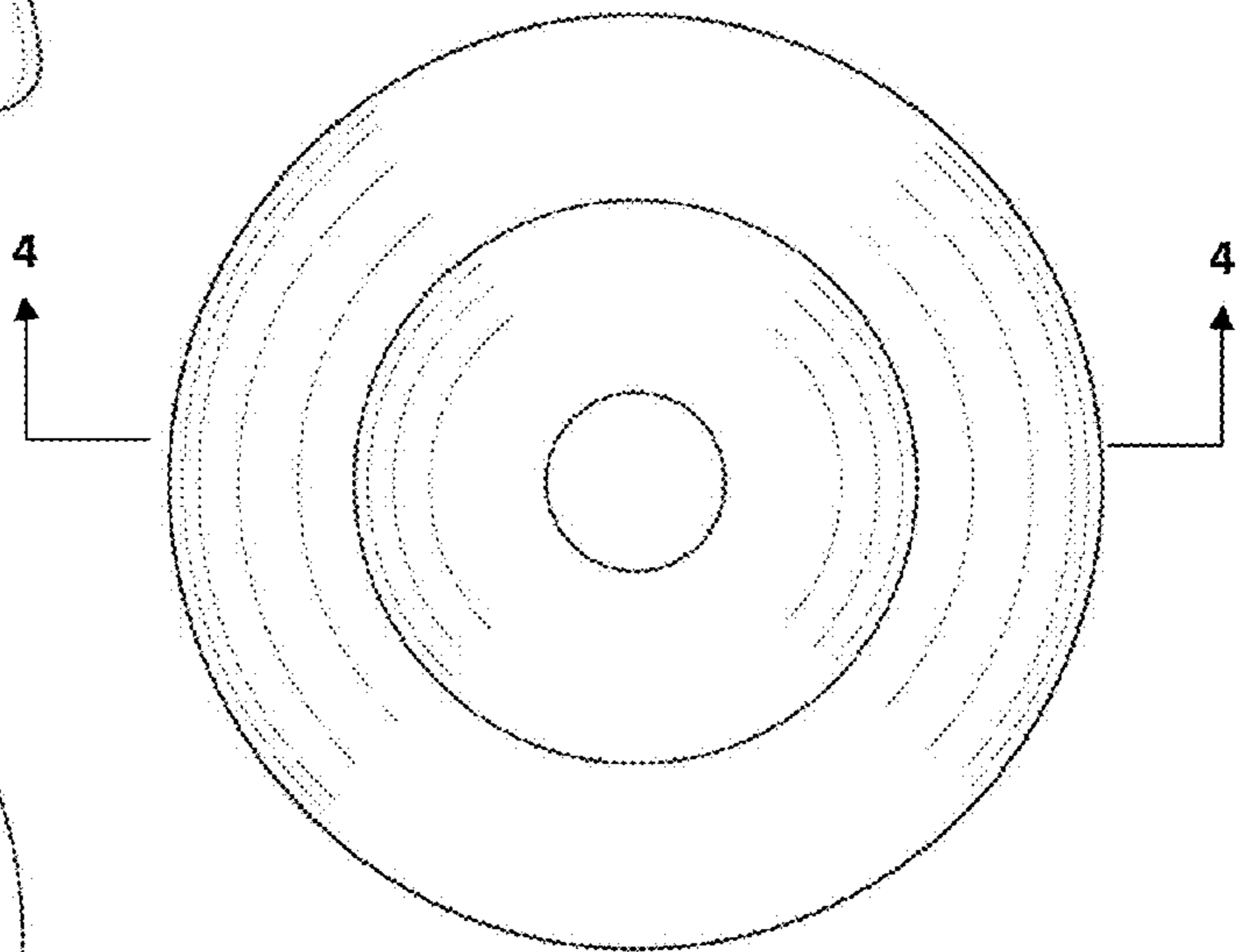


FIG. 2




FIG. 3

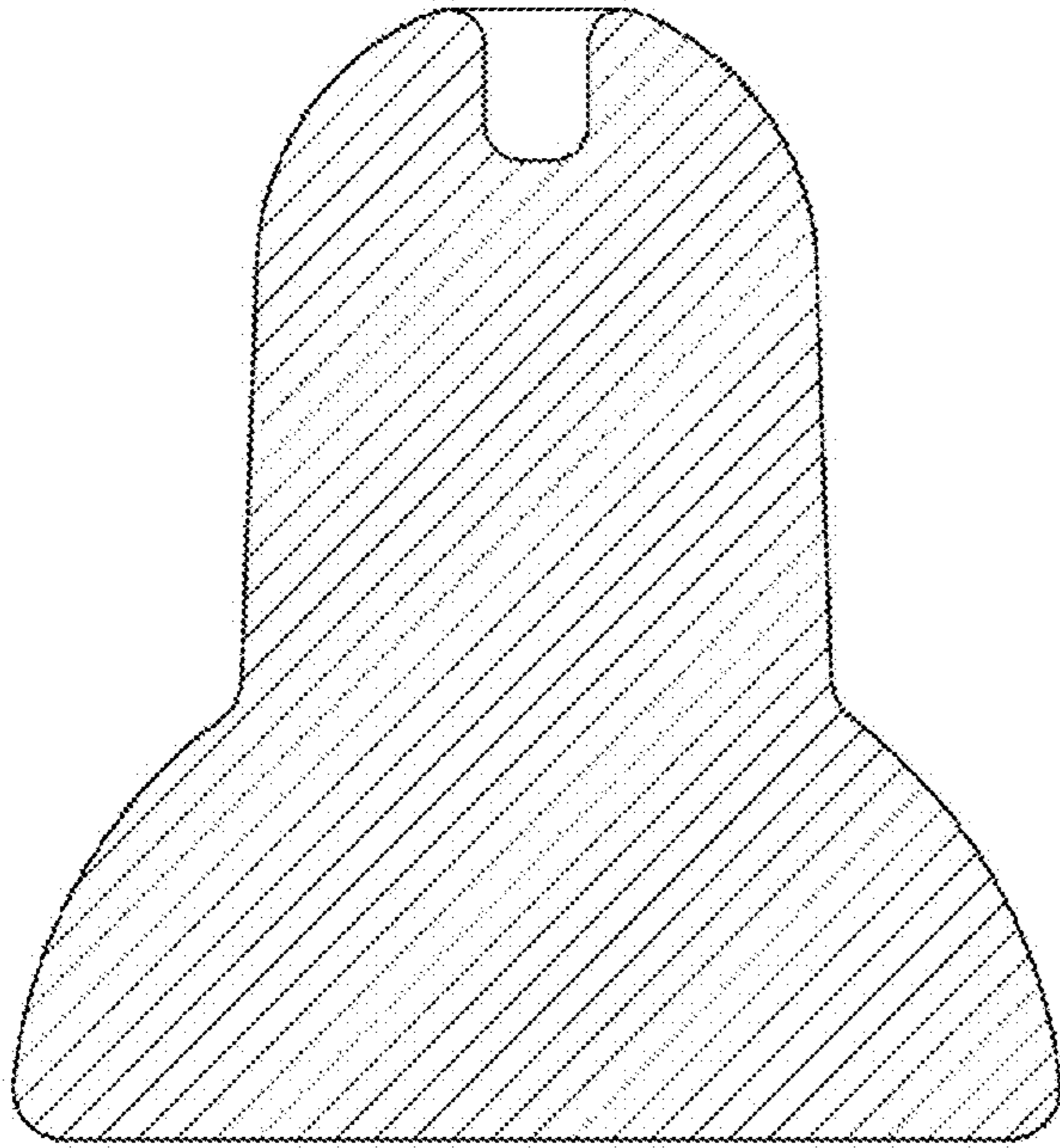


FIG. 4

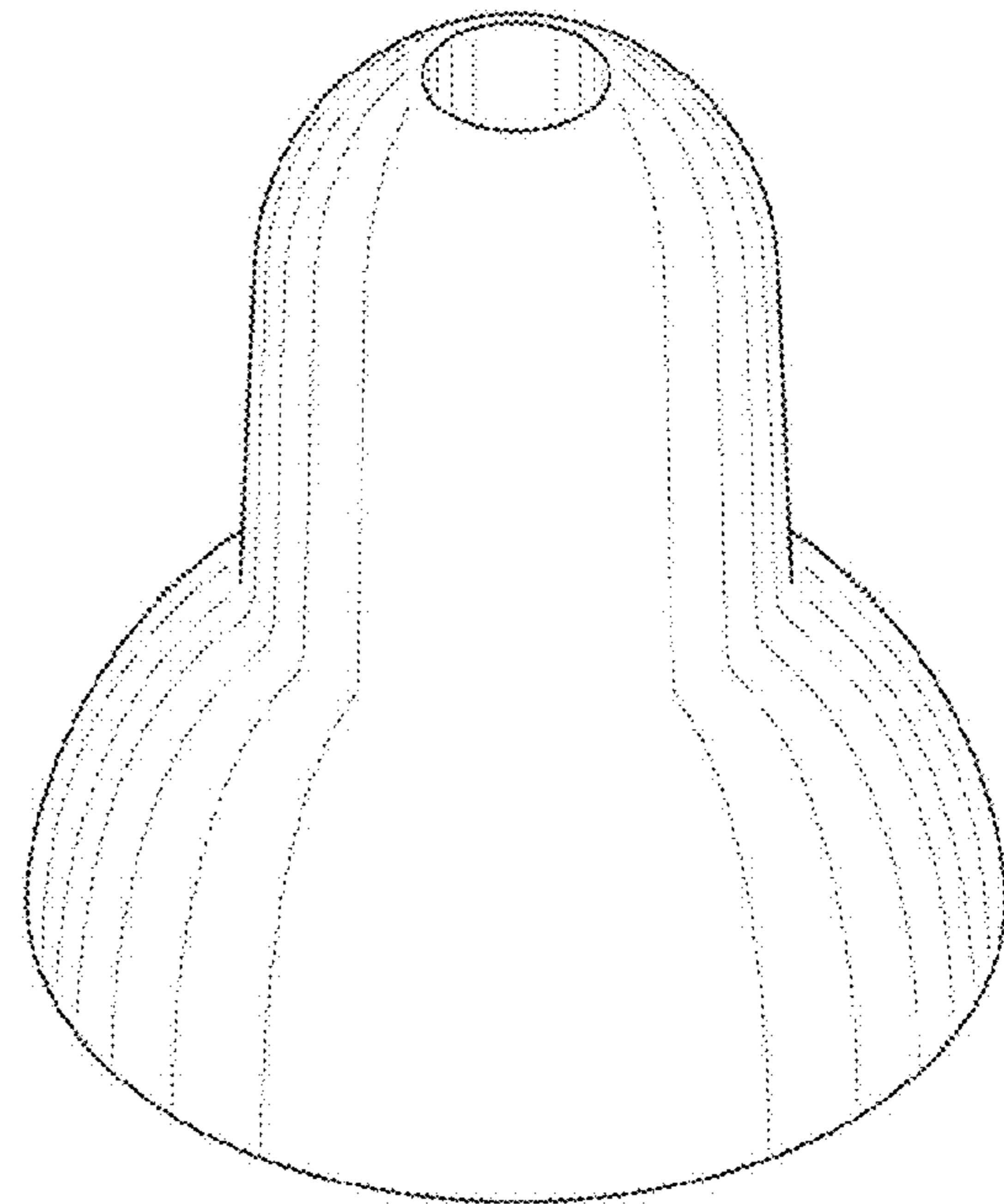


FIG. 5

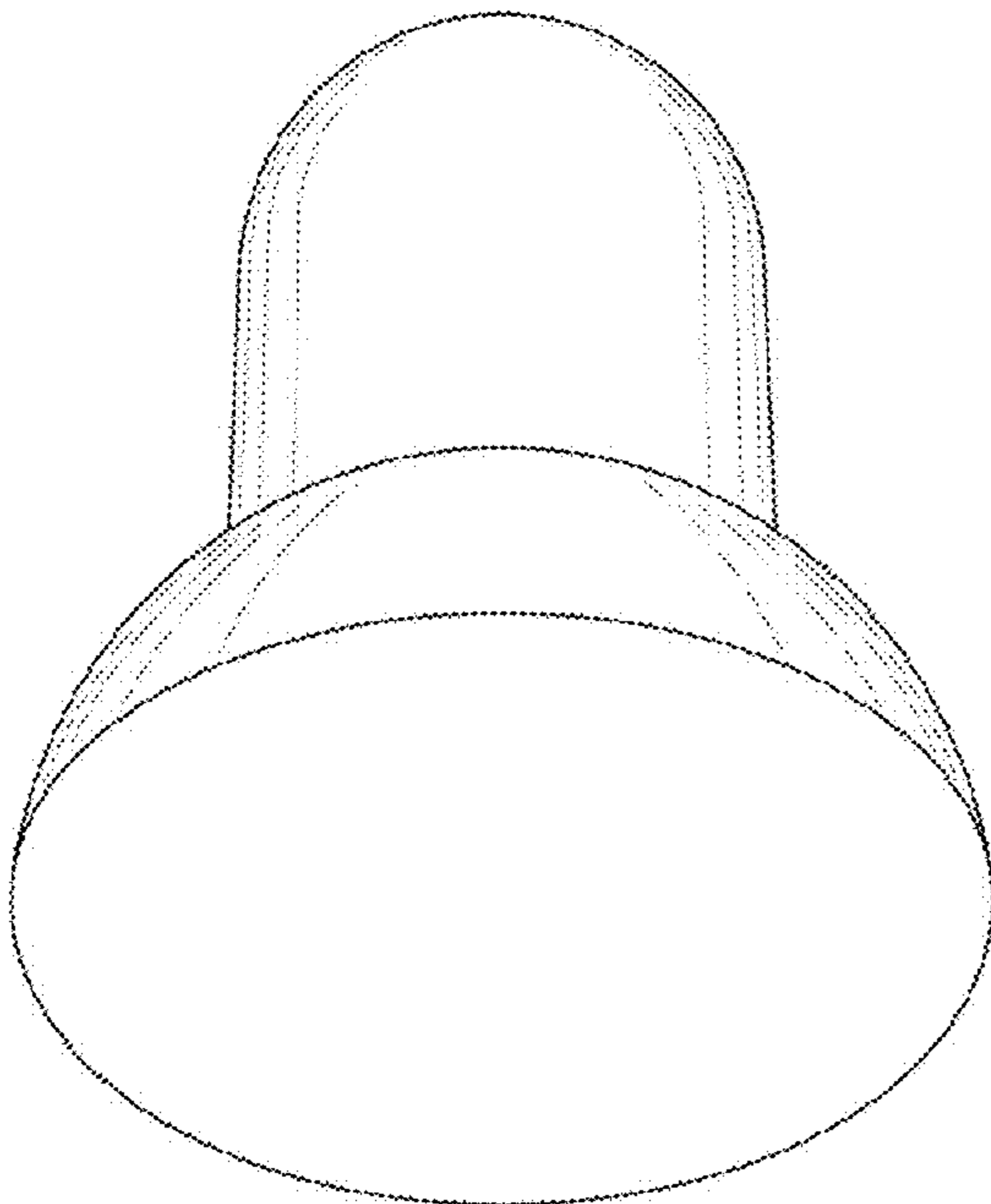


FIG. 6