



US00D959253S

(12) **United States Design Patent** (10) **Patent No.:** **US D959,253 S**
Wan (45) **Date of Patent:** **** Aug. 2, 2022**

- (54) **ADJUSTABLE CLAMP DEVICE**
- (71) Applicant: **Shaw P. Wan**, Norwood, NC (US)
- (72) Inventor: **Shaw P. Wan**, Norwood, NC (US)
- (73) Assignee: **Well Lead Co, LTD**, Guangzhou (CN)
- (**) Term: **15 Years**
- (21) Appl. No.: **29/754,172**
- (22) Filed: **Oct. 7, 2020**
- (51) **LOC (13) Cl.** **08-08**
- (52) **U.S. Cl.**
USPC **D8/394**; D8/72
- (58) **Field of Classification Search**
USPC D8/349, 352, 382, 72, 394, 395, 396, 73,
D8/383, 323, 306, 325, 345, 71;
D16/242, 245; D23/266; D21/366;
D24/230
CPC . F16L 3/1025; F16L 1/123; F16L 3/08; F16L
3/237; F16L 3/1075; E21B 17/1035;
E21B 19/02; F16B 2/065; F16B 7/0433;
F16B 2/10; Y10T 403/70; Y10T 403/5753
See application file for complete search history.

D840,464 S * 2/2019 Balmer D16/244
D843,435 S * 3/2019 Balmer D16/244
D868,142 S * 11/2019 Li D16/244

(Continued)

FOREIGN PATENT DOCUMENTS

CN 307065662 * 1/2022
JP D1703285 * 12/2021

OTHER PUBLICATIONS

Y Style Nipple Clamps Adjustable Broad Tip with Clit Clamp,
Google.com, [online], [site visited Feb. 12, 2022], Available from
internet URL: [https://www.google.com/shopping/product/1?q=ADJUSTABLE+CLAMP&sa=X&hl=en-US&output=search&prmd=xivns&prds=epd:12535975594407500296,num:3,pid:12535975594407500296,cs:\(Year:NA\).*](https://www.google.com/shopping/product/1?q=ADJUSTABLE+CLAMP&sa=X&hl=en-US&output=search&prmd=xivns&prds=epd:12535975594407500296,num:3,pid:12535975594407500296,cs:(Year:NA).)

(Continued)

Primary Examiner — Susan Bennett Hattan
Assistant Examiner — Rozita Mozaffarian
(74) *Attorney, Agent, or Firm* — Blake E. Vande Garde;
Avek IP, LLC

(57) **CLAIM**

The ornamental design for a adjustable clamp device, as shown and described.

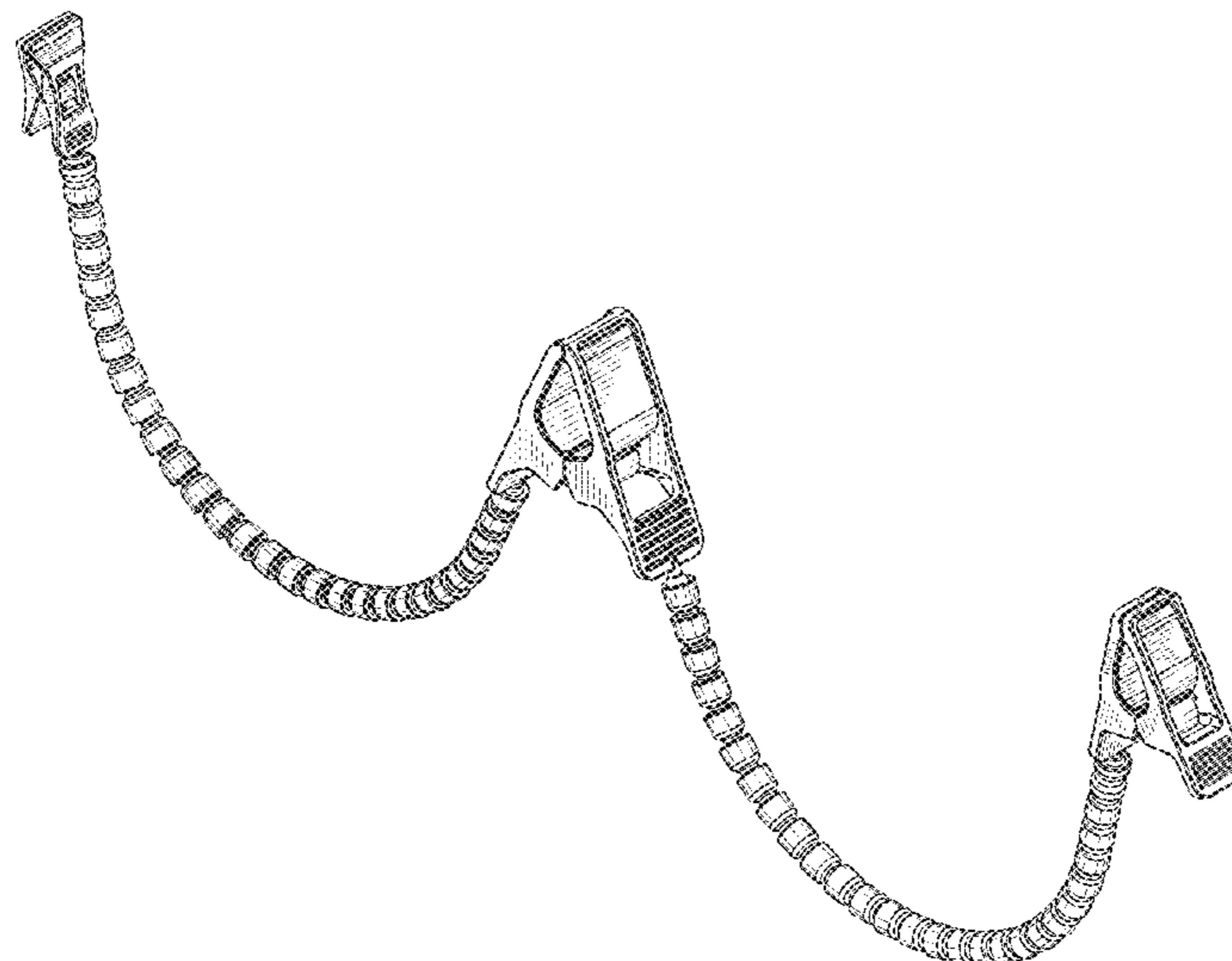
DESCRIPTION

FIG. 1 is a perspective view of the top of the adjustable clamp.
FIG. 2 is a perspective view of the top of the adjustable clamp.
FIG. 3 is a perspective view of the bottom of the adjustable clamp.
FIG. 4 is a side view of the adjustable clamp.
FIG. 5 is a top view of the adjustable clamp.
FIG. 6 is a bottom view of the adjustable clamp.
FIG. 7 is a side view of the adjustable clamp; and,
FIG. 8 is a side view of the adjustable clamp.

1 Claim, 6 Drawing Sheets

(56) **References Cited**
U.S. PATENT DOCUMENTS

D518,348 S * 4/2006 Fahey D8/71
7,270,400 B2 * 9/2007 Koguchi B41J 2/06
347/55
D552,178 S * 10/2007 Boffa D19/62
D630,254 S * 1/2011 Williams D19/90
8,376,341 B2 * 2/2013 Kocher E06C 7/14
269/95
D795,882 S * 8/2017 Maldonado D14/447
D811,415 S * 2/2018 Nelson D14/447
D824,917 S * 8/2018 Nelson D14/447
D829,806 S * 10/2018 Balmer 16/237
D829,807 S * 10/2018 Balmer D16/244
D838,214 S * 1/2019 Jang D12/114
D839,339 S * 1/2019 Balmer D16/244



(56)

References Cited

U.S. PATENT DOCUMENTS

D872,167 S * 1/2020 Balmer D16/244
D896,302 S * 9/2020 Chen D16/244
10,774,979 B2 * 9/2020 Lombardi F16M 11/24
D908,164 S * 1/2021 Zhang D16/242
10,906,574 B1 * 2/2021 Neal B62B 3/1428
D917,605 S * 4/2021 Shen D16/244
11,131,427 B2 * 9/2021 Smolinski F16M 11/40
D943,568 S * 2/2022 Zhang D14/253
2003/0020224 A1 * 1/2003 Murvine B25B 11/00
269/45
2013/0134268 A1 * 5/2013 Wessells F16M 11/16
248/157
2015/0358044 A1 * 12/2015 Barstead H04B 1/3888
455/575.1

OTHER PUBLICATIONS

Adjustable Broad Tip Nipple Clamps With Loop And Link Chain Silver , Google.com, [online], [site visited Feb. 12, 2022], Available from internet URL: https://www.google.com/shopping/product/1?hl=en-US&q=ADJUSTABLE+CLAMP+&prds=epd:13556229015754870008,eto:13556229015754870008_0,pid:13556229015754870008&sa (Year: NA).*

* cited by examiner

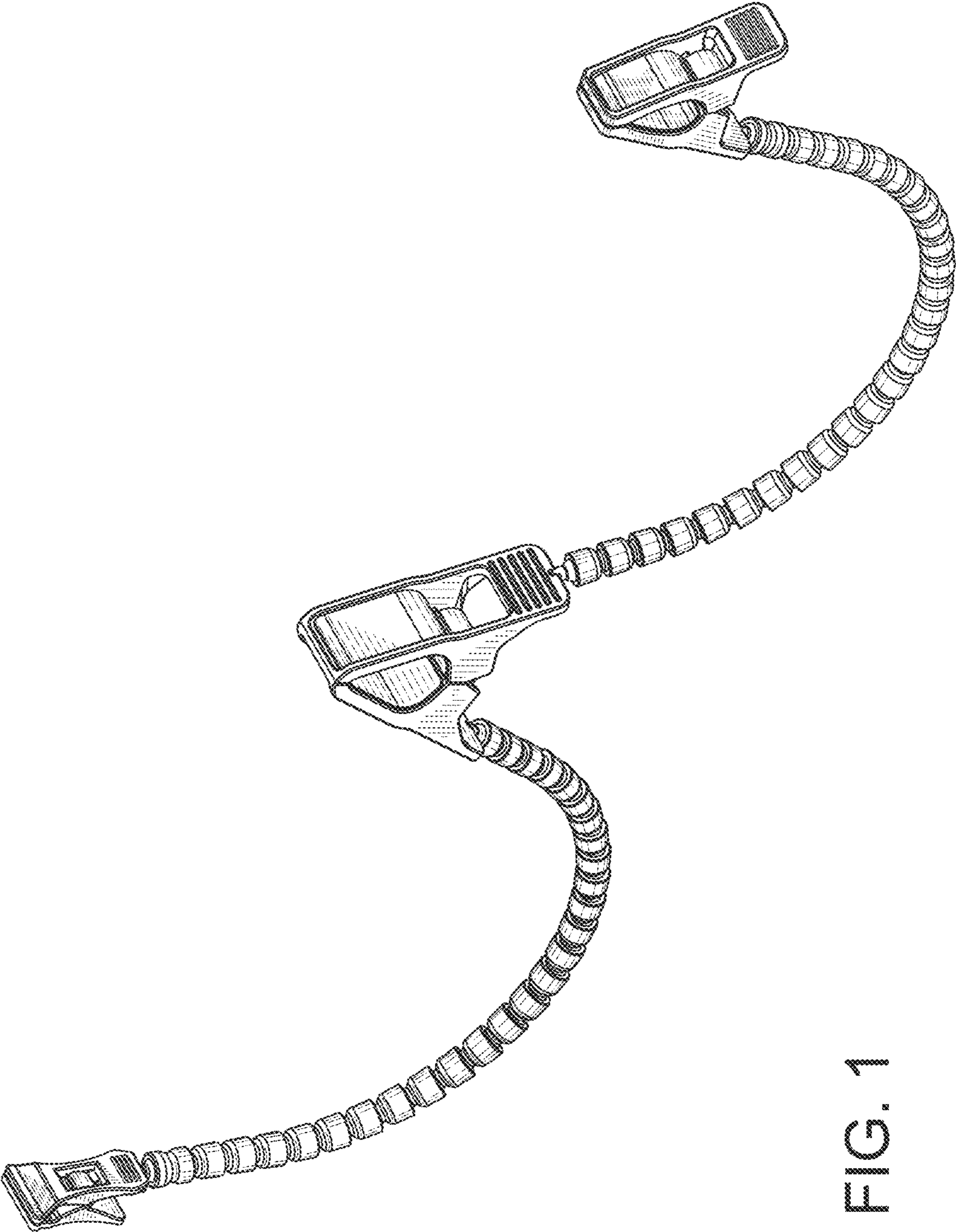


FIG. 1

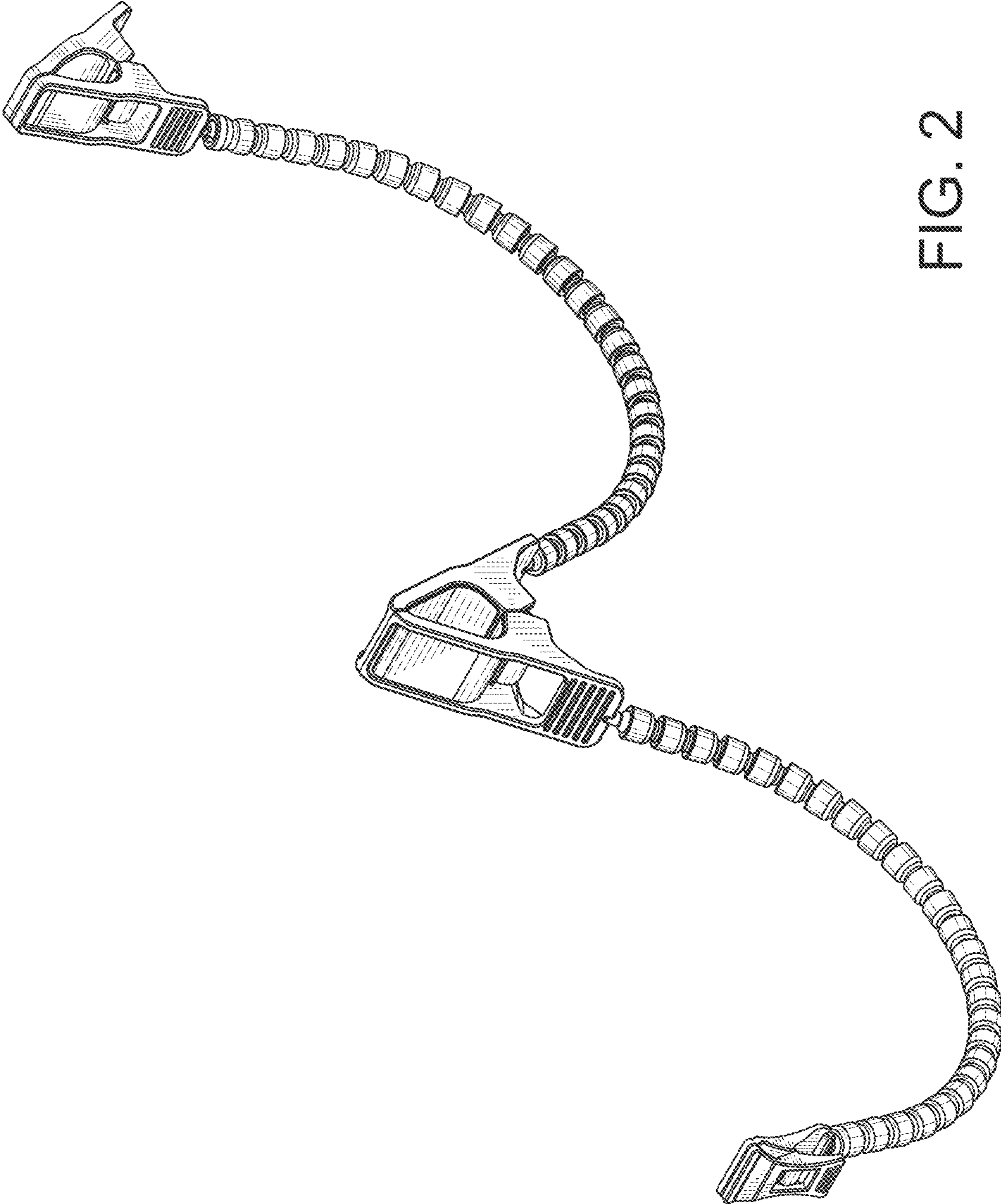


FIG. 2

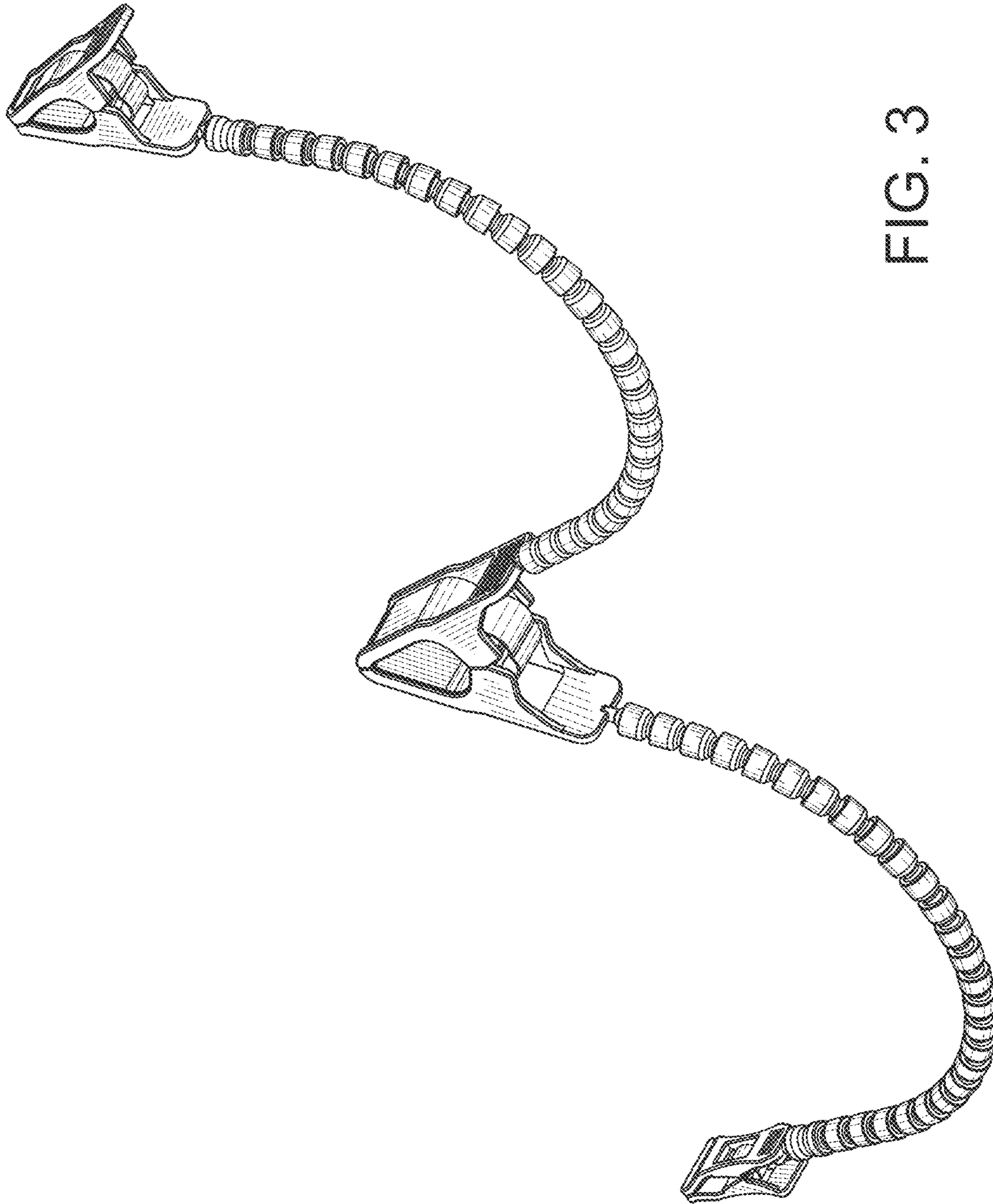


FIG. 3

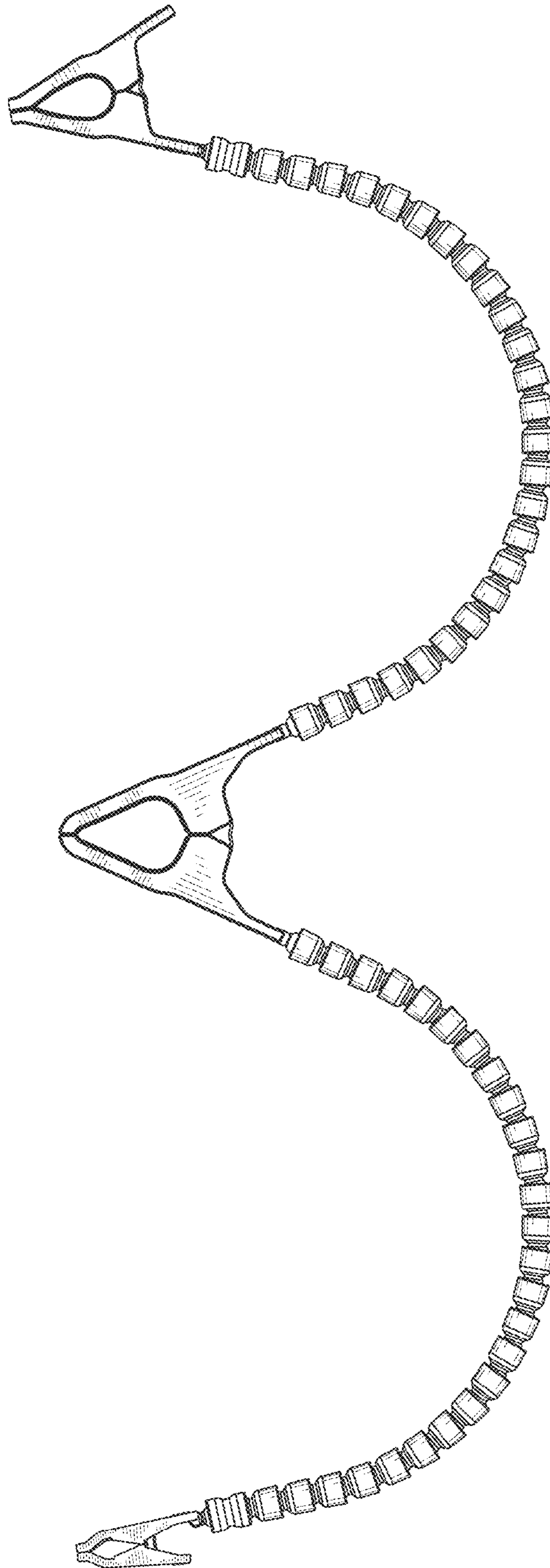


FIG. 4




FIG. 5

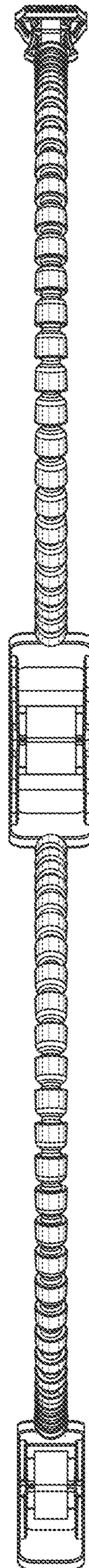


FIG. 6




FIG. 7

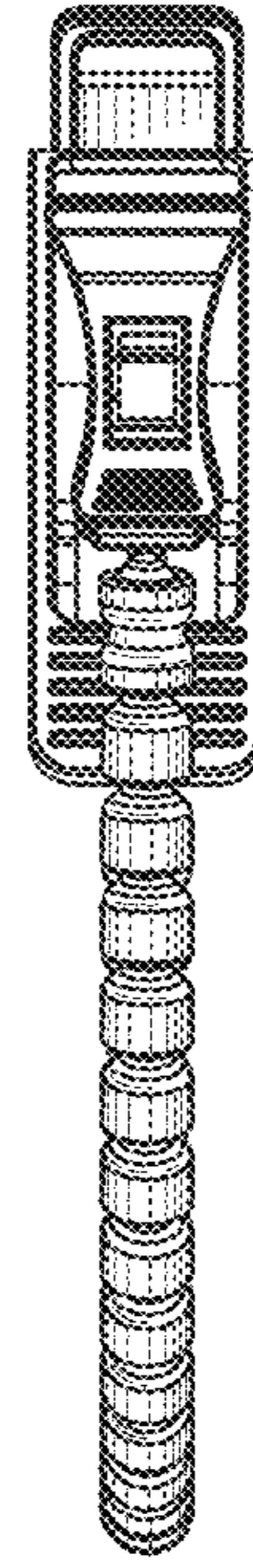


FIG. 8