



US00D959230S

(12) **United States Design Patent**
Cole et al.

(10) **Patent No.:** **US D959,230 S**

(45) **Date of Patent:** **** Aug. 2, 2022**

(54) **CUTTING DEVICE**

(71) Applicant: **RBC-24 Brands, LLC**, Oviedo, FL (US)

(72) Inventors: **Bradley A. Cole**, Oviedo, FL (US);
Amy Suzanne Cole, Oviedo, FL (US)

(73) Assignee: **RBC-24 BRANDS, LLC**, Oviedo, FL (US)

(**) Term: **15 Years**

(21) Appl. No.: **29/763,427**

(22) Filed: **Dec. 22, 2020**

(51) **LOC (13) Cl.** **08-03**

(52) **U.S. Cl.**
USPC **D8/98**

(58) **Field of Classification Search**
USPC D8/14, 98, 99, 100, 102
CPC B26B 5/00; B26B 27/005; B26B 3/00;
B26B 11/006; B26B 3/08
See application file for complete search history.

(56) **References Cited**

U.S. PATENT DOCUMENTS

D294,797 S *	3/1988	Itoh	D8/98
D333,773 S *	3/1993	Schapiro, Jr.	D8/102
D344,227 S *	2/1994	Hsu	D8/102
D365,508 S *	12/1995	Koch	D8/102
D372,655 S *	8/1996	Lin	D8/102
D377,595 S *	1/1997	Wiezenhal	D8/98

D435,778 S *	1/2001	Chen	D8/103
D436,826 S *	1/2001	Weinstock	D8/103
D498,404 S *	11/2004	Schmidt	D8/98
D539,318 S *	3/2007	Oas	D16/135
D567,056 S *	4/2008	Lee	D8/102
D610,432 S *	2/2010	Siegel	D8/104
D667,715 S *	9/2012	Yu Chen	D8/102
2021/0237292 A1 *	8/2021	Scimone	B26B 5/005

* cited by examiner

Primary Examiner — Philip S Hyder

(74) *Attorney, Agent, or Firm* — Holzer Patel Drennan

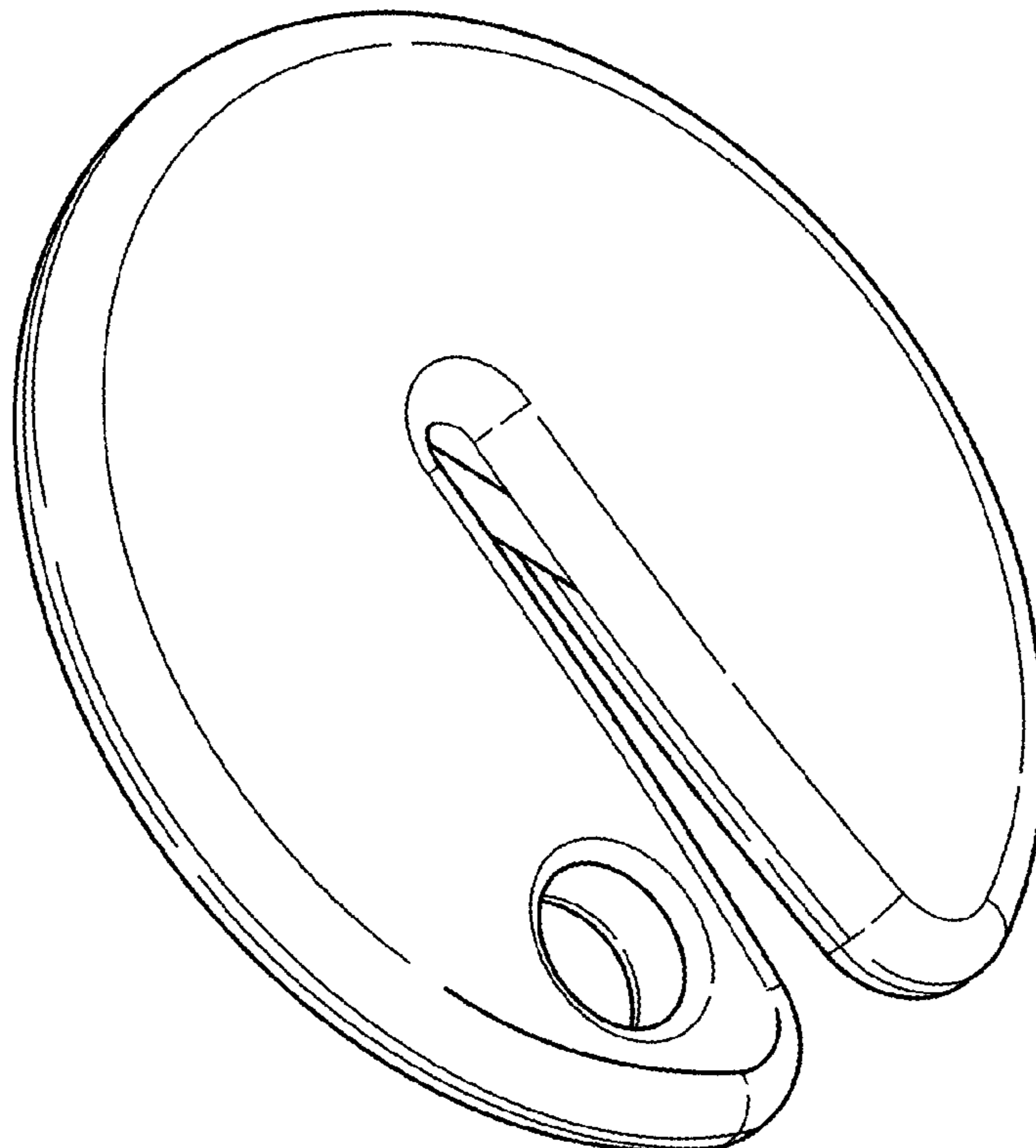
(57) **CLAIM**

The ornamental design for a cutting device, as shown.

DESCRIPTION

FIG. 1 is a front left top perspective view of a cutting device; FIG. 2 is a front right top perspective view of the cutting device of FIG. 1; FIG. 3 is a front elevation view of the cutting device of FIG. 1; FIG. 4 is a back elevation view of the cutting device of FIG. 1; FIG. 5 is a left elevation view of the cutting device of FIG. 1; FIG. 6 is a right elevation view of the cutting device of FIG. 1; FIG. 7 is a top elevation view of the cutting device of FIG. 1; and, FIG. 8 is a bottom elevation view of the cutting device of FIG. 1.

1 Claim, 8 Drawing Sheets



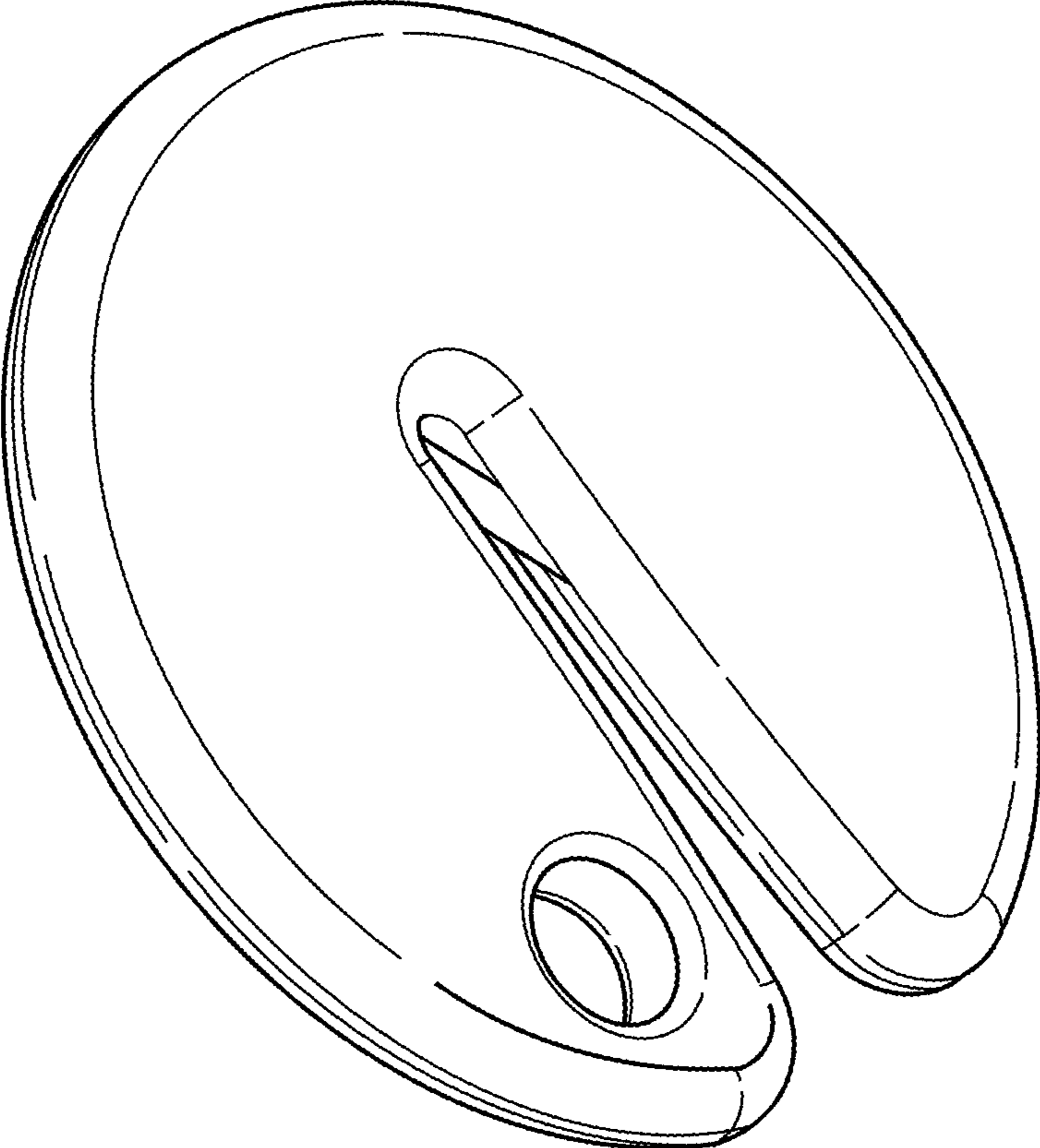


FIG. 1

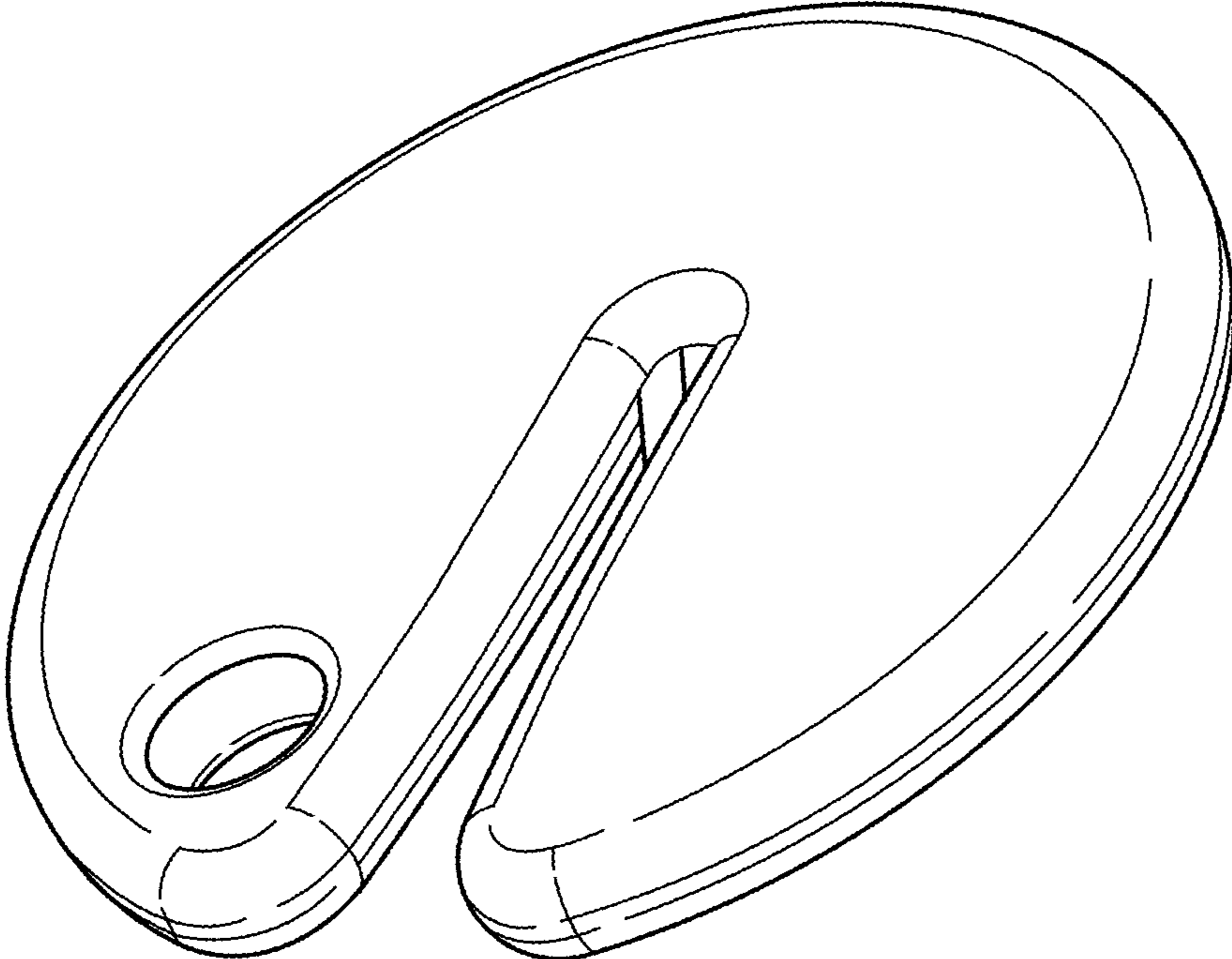


FIG. 2

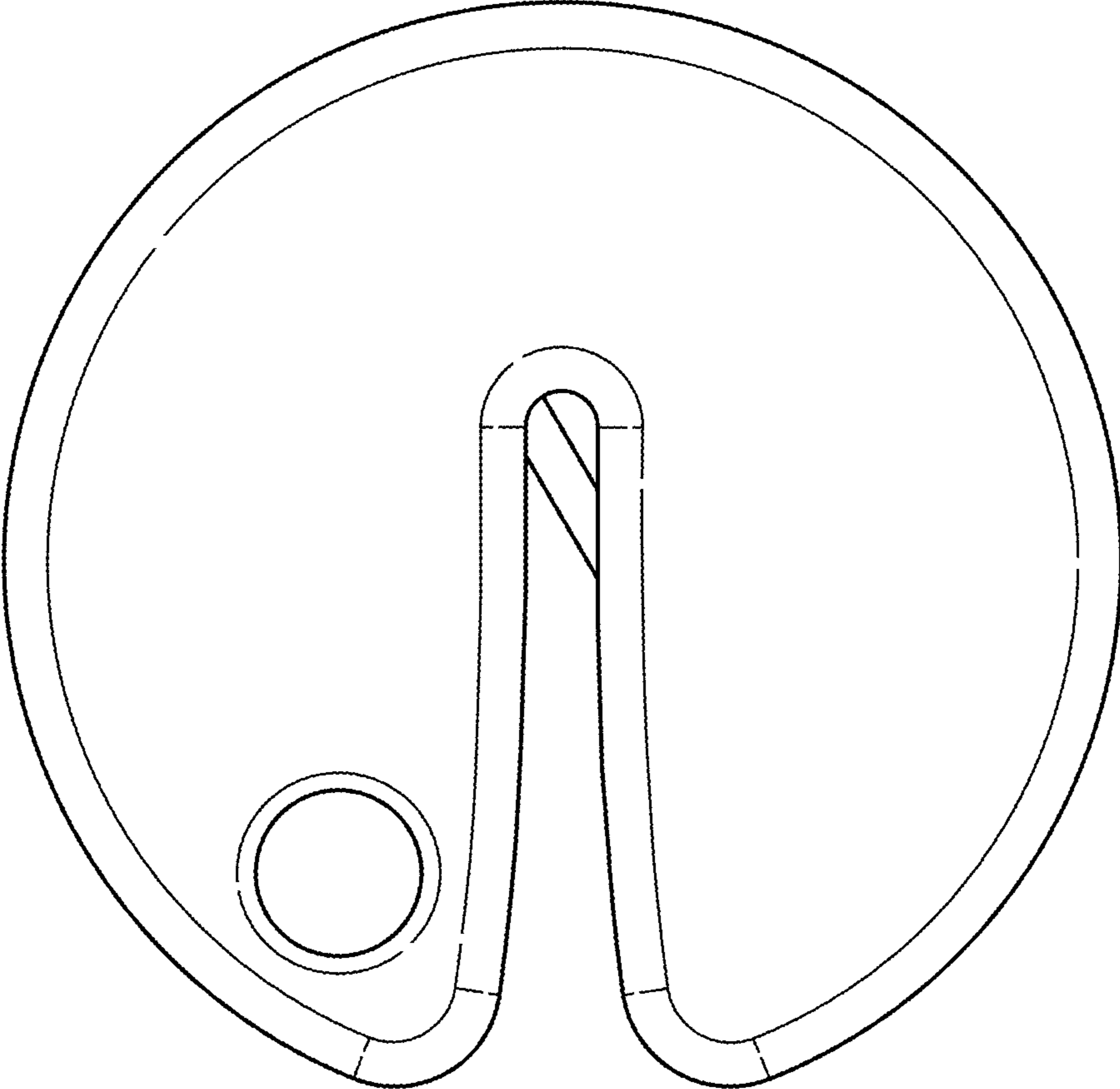


FIG. 3

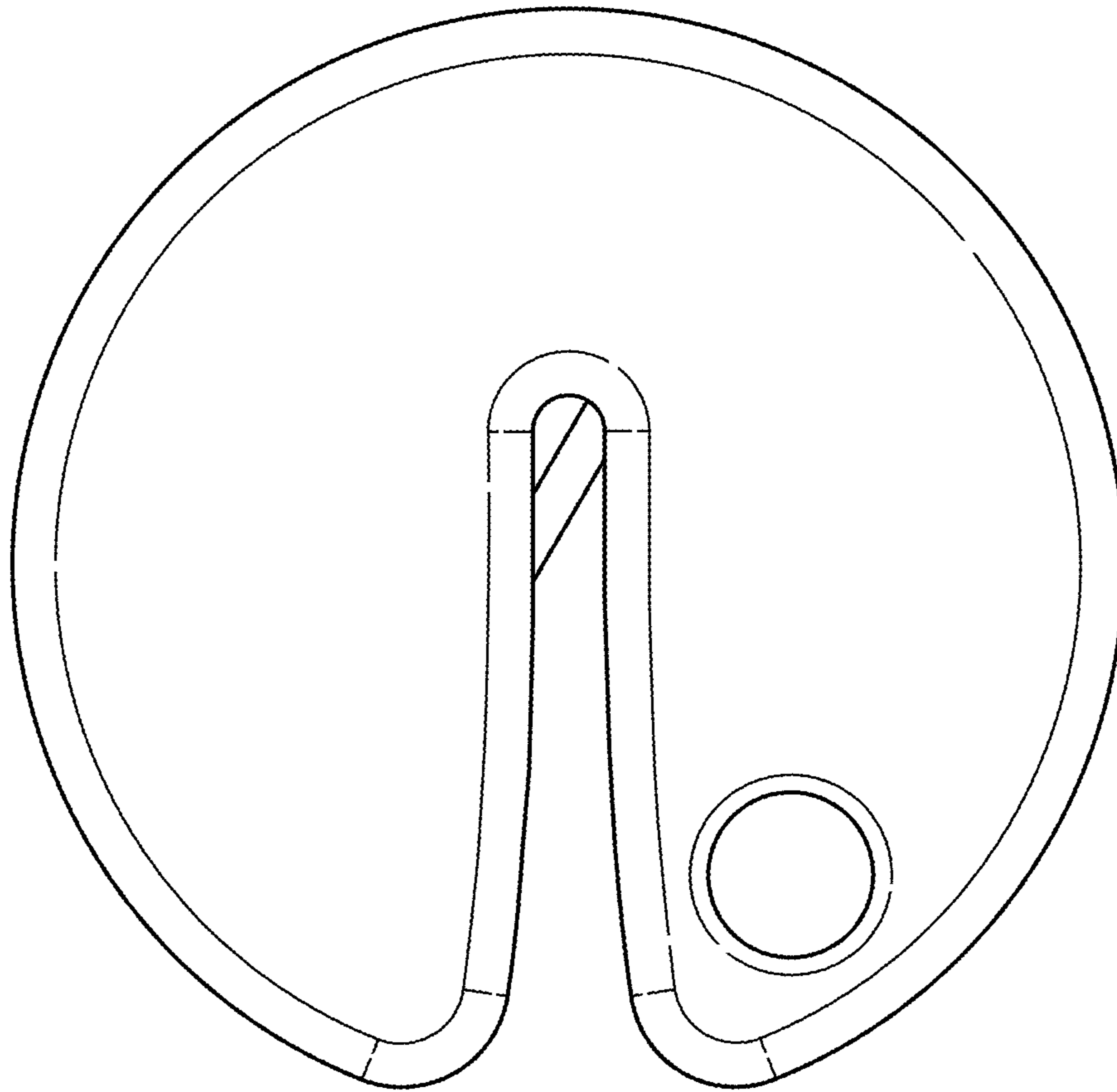


FIG. 4

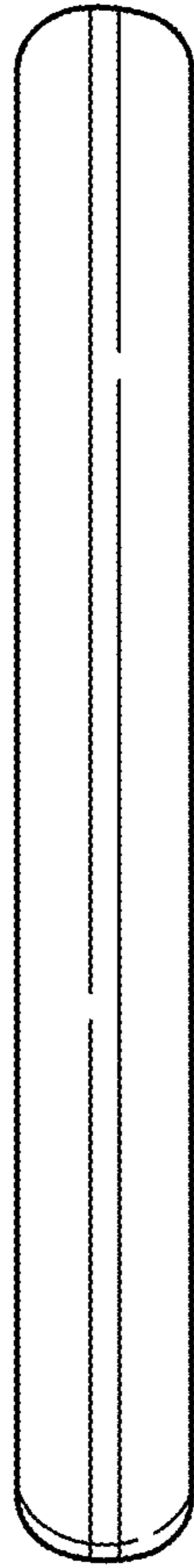


FIG. 5




FIG. 6

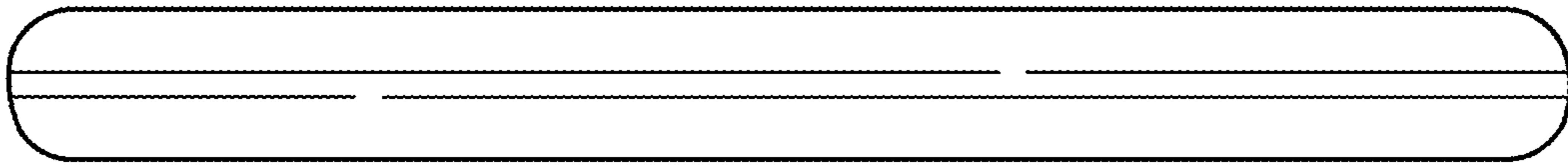


FIG. 7

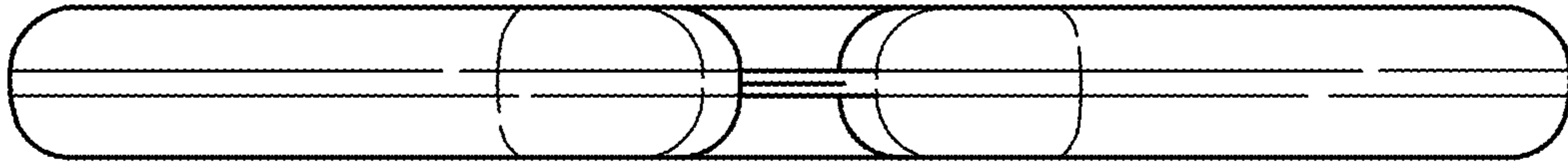


FIG. 8