



US00D959212S

(12) **United States Design Patent** (10) **Patent No.:** **US D959,212 S**
Zhang (45) **Date of Patent:** **** *Aug. 2, 2022**

(54) **KNIFE**

(56) **References Cited**

(71) Applicant: **GUANGZHOU BAOMEI NETWORK TECHNOLOGY CO., LTD.**, Guangzhou (CN)

U.S. PATENT DOCUMENTS

(72) Inventor: **Siduo Zhang**, Guangdong (CN)

D16,736 S *	6/1886	Kenyon	D7/649
5,528,834 A *	6/1996	Seber	B25G 1/102 30/340
D535,539 S *	1/2007	Chen	D8/107
D551,030 S *	9/2007	Tarrerias	D7/649
D578,857 S *	10/2008	Yang-Fu	D8/99
D579,731 S *	11/2008	Ono	D7/649
D592,033 S *	5/2009	Bloch	D22/118
D658,455 S *	5/2012	Wang	D7/649
D690,562 S *	10/2013	Hasegawa	D7/649
D798,987 S *	10/2017	Raczykowski	D22/118
D832,649 S *	11/2018	Liu	D7/401.2
D906,063 S	12/2020	Gabbay		
D909,170 S	2/2021	Bloch		
D911,785 S	3/2021	Gallop		
D920,056 S *	5/2021	Chen	D7/649

(73) Assignee: **GUANGZHOU BAOMEI NETWORK TECHNOLOGY CO., LTD.**, Guangzhou (CN)

(*) Notice: This patent is subject to a terminal disclaimer.

(**) Term: **15 Years**

(21) Appl. No.: **29/776,795**

OTHER PUBLICATIONS

(22) Filed: **Mar. 31, 2021**

Fanteck Kitchen Knife. Date First Available on Amazon.com Oct. 26, 2018. <https://www.amazon.com/dp/B07H3R1BHT/ref> (Year: 2018).*

(51) **LOC (13) Cl.** **07-03**

(52) **U.S. Cl.**
USPC **D7/649; D7/401.2**

* cited by examiner

(58) **Field of Classification Search**
USPC D7/393-395, 401.2, 642-652, 693, D7/695-696; D8/80, 93, 97-100, 107, D8/300, 321; D22/117-118
CPC A01B 1/20; A01B 1/22; A22C 25/006; A47G 21/06; A47G 21/065; A61B 17/3211; A61B 17/3213; B21D 53/64; B25G 1/102; B25G 3/36; B26B 1/00; B26B 1/08; B26B 1/10; B26B 3/00; B26B 3/02; B26B 3/03; B26B 3/04; B26B 3/06; B26B 5/00; B26B 5/001; B26B 5/007; B26B 7/00; B26B 7/005; B26B 9/00; B26B 9/02; B26B 11/00; B26B 11/006; B26B 17/00; B26B 17/006; B26B 29/02

Primary Examiner — Ricky Pham

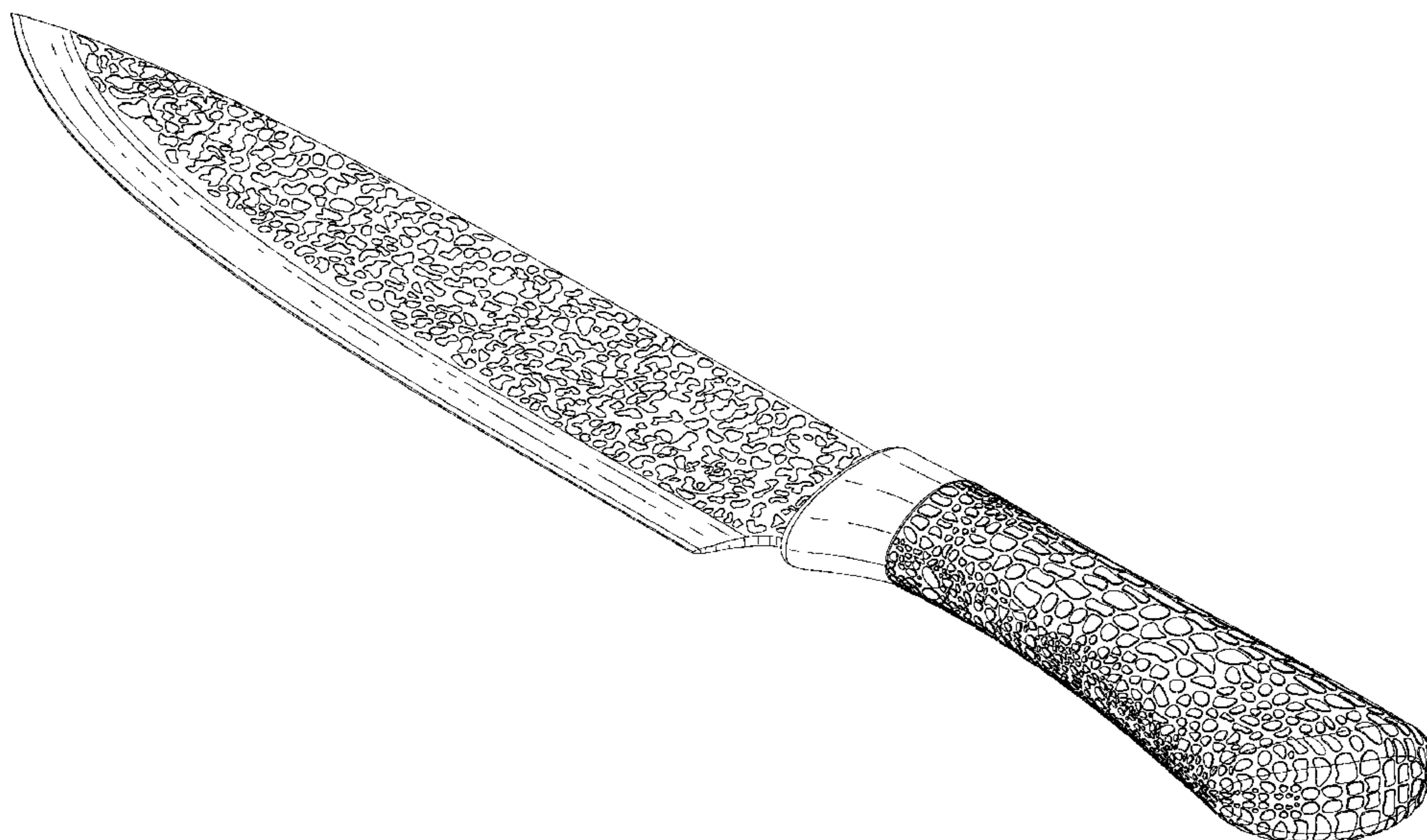
(57) **CLAIM**
The ornamental design for a knife, as shown and described.

DESCRIPTION

FIG. 1 is a bottom, rear, left side perspective view of a knife showing my new design;
FIG. 2 is a front, left side perspective view thereof;
FIG. 3 is an enlarged front elevation view thereof;
FIG. 4 is an enlarged rear elevation view thereof;
FIG. 5 is a left side elevation view thereof;
FIG. 6 is a right side elevation view thereof;
FIG. 7 is a top plan view thereof; and,
FIG. 8 is a bottom plan view thereof.

See application file for complete search history.

1 Claim, 6 Drawing Sheets



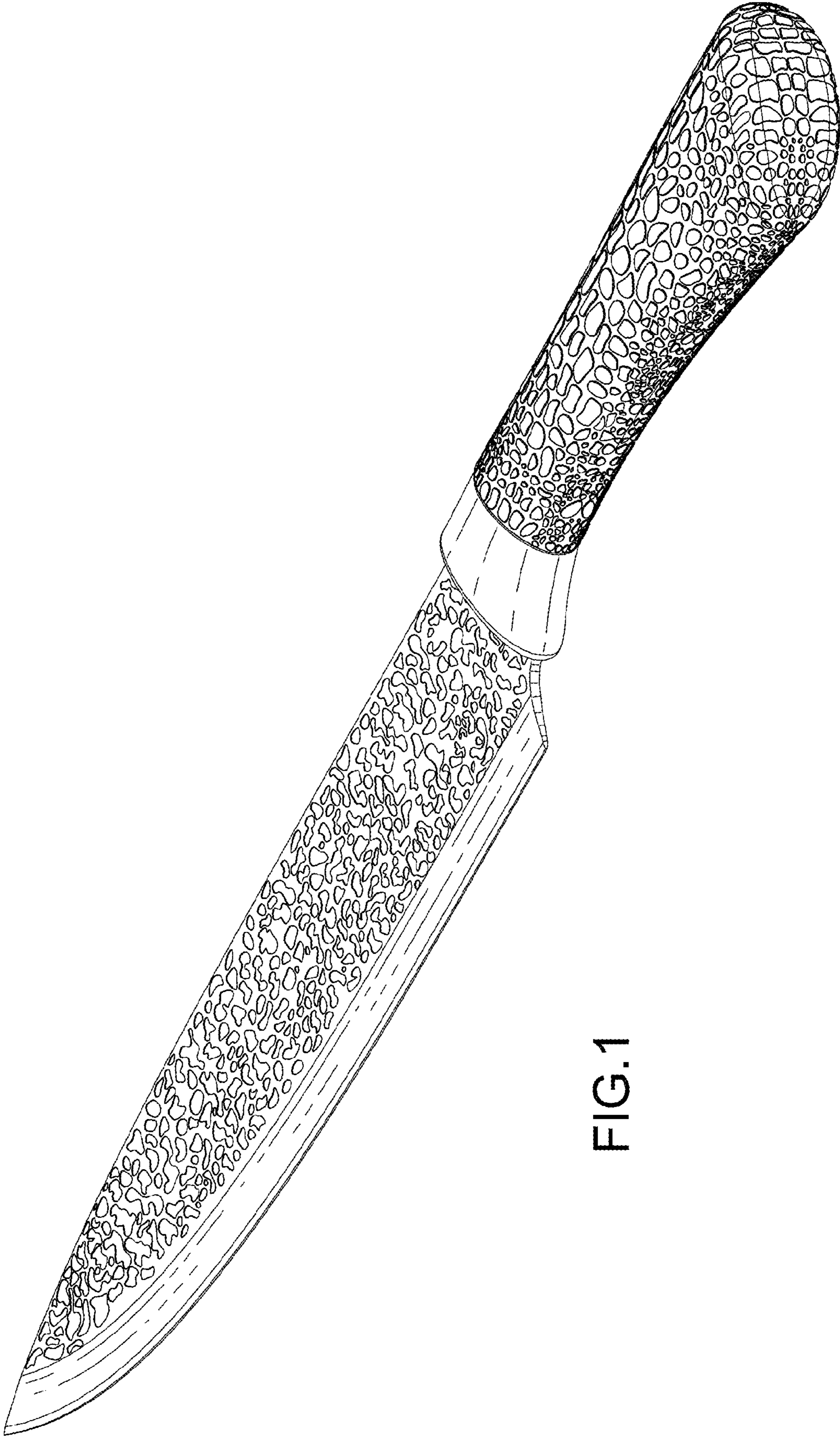


FIG. 1

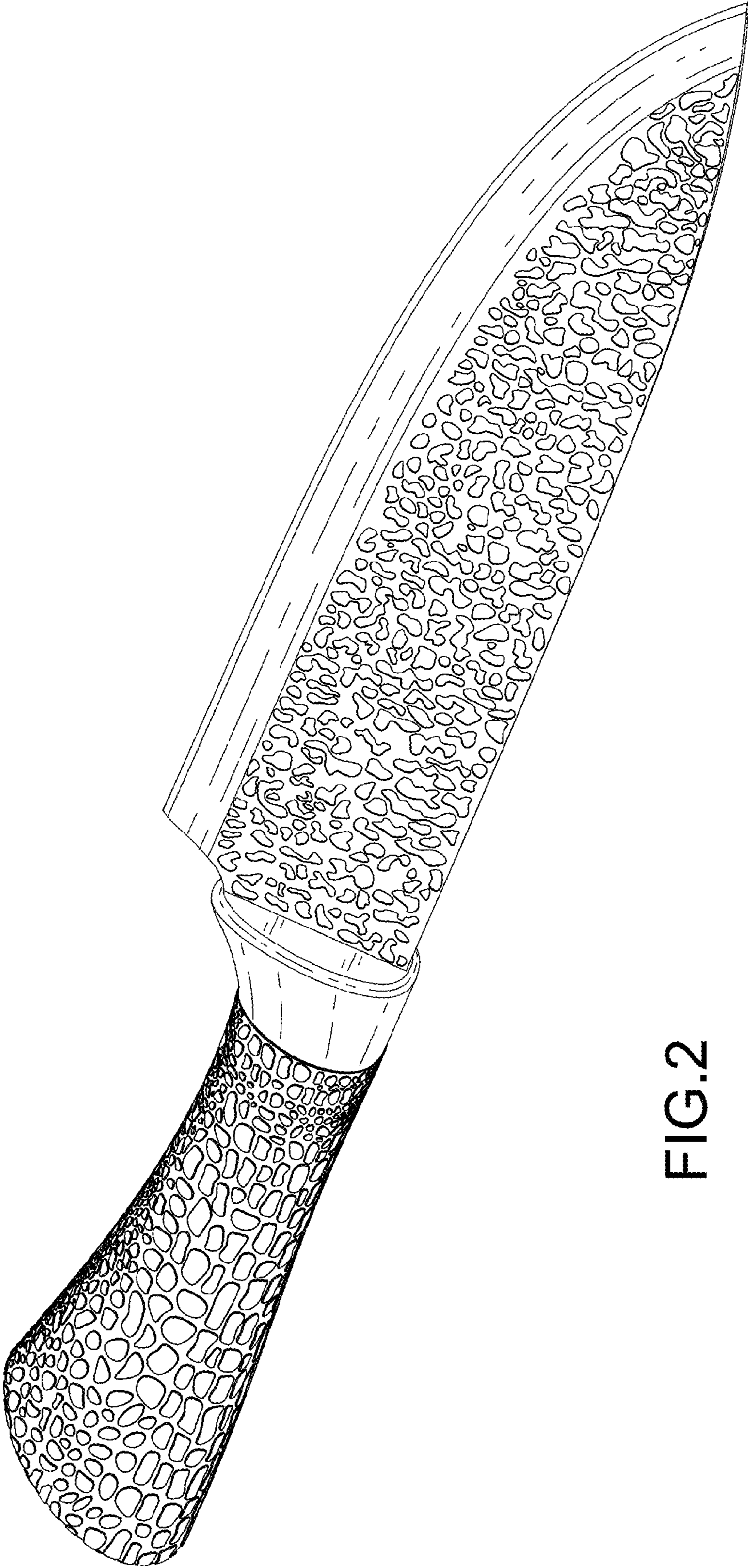


FIG.2

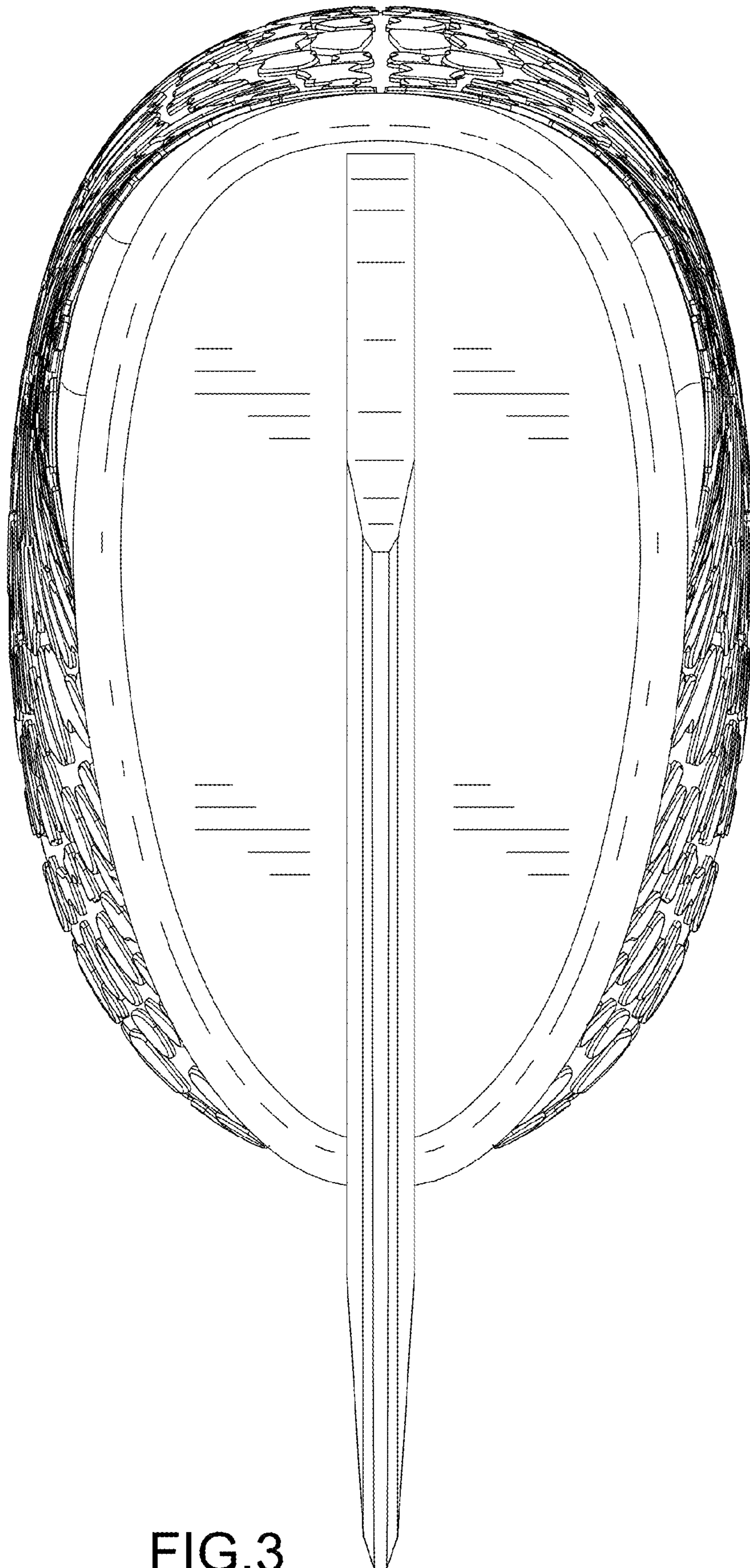


FIG.3

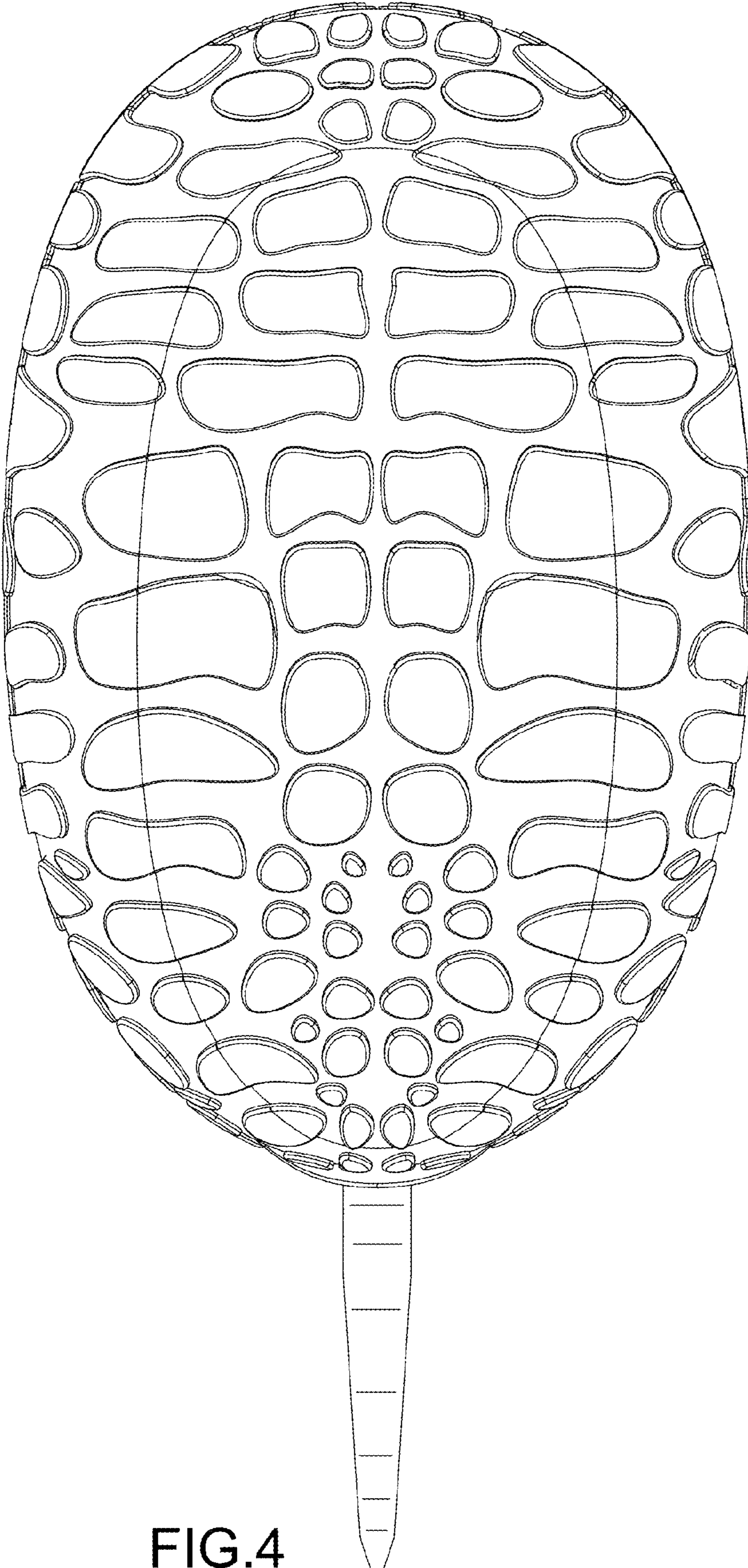


FIG.4




FIG. 5




FIG. 6

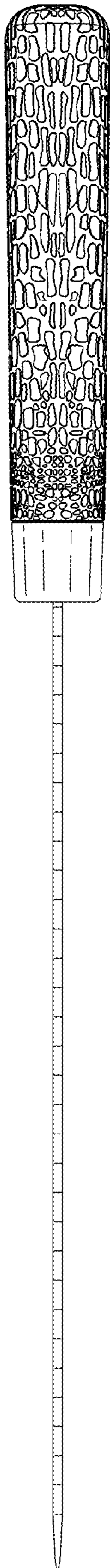


FIG. 7

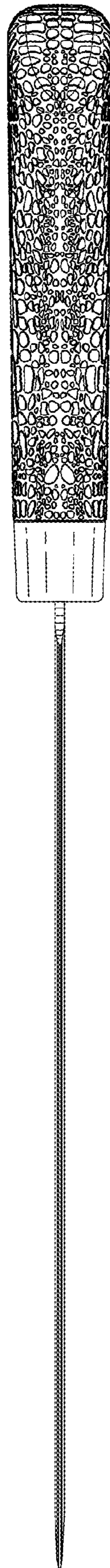


FIG. 8