



US00D959175S

(12) **United States Design Patent** (10) **Patent No.:** **US D959,175 S**
Everard (45) **Date of Patent:** **** Aug. 2, 2022**

(54) **DOOR MAT**
(71) Applicant: **Homecare Products, Inc.**, Algona, WA (US)
(72) Inventor: **Donald G. Everard**, Maple Valley, WA (US)
(73) Assignee: **Homecare Products, Inc.**, Algona, WA (US)

(**) Term: **15 Years**

(21) Appl. No.: **29/743,941**

(22) Filed: **Jul. 24, 2020**

(51) **LOC (13) Cl.** **06-11**

(52) **U.S. Cl.**
USPC **D6/587; D6/588**

(58) **Field of Classification Search**
USPC D6/582, 583, 585, 587-579, 591, 592, D6/596, 597, 609, 587-589; D7/388; D14/458; D19/9, 10; D21/792; D23/261, 310; D30/118; D32/56, 57; D25/48.2
CPC A47G 27/0206; A47G 27/0212; A47G 27/0225; A47G 27/0237; A47K 3/002; A63B 21/4037; A63B 6/00
See application file for complete search history.

(56) **References Cited**

U.S. PATENT DOCUMENTS

D230,456 S * 2/1974 White D6/591
4,255,380 A 3/1981 Bjorkland
D346,256 S * 4/1994 Thomas, III D34/32
D353,071 S * 12/1994 Roberts D34/32
6,549,502 B1 * 4/2003 Lagasse A47L 23/266
369/63
6,562,738 B1 * 5/2003 Hrazdil A47L 23/266
15/215
D516,977 S * 3/2006 Keilhauer D12/203
D623,975 S * 9/2010 Woods G09F 19/20
D10/109.1

D657,177 S * 4/2012 Noyel D6/583
D674,227 S * 1/2013 Becker A47L 23/266
D6/588
8,859,073 B1 10/2014 Callas
D774,660 S * 12/2016 Skaar A47L 23/266
D25/48.2
10,959,599 B1 * 3/2021 Gunter A47G 27/0206
(Continued)

FOREIGN PATENT DOCUMENTS

WO 2014112882 7/2014

OTHER PUBLICATIONS

Dempsey, Jenny. "Your Customer Welcome Mat." Customer Service Life. Jan. 5, 2016. Accessed on Nov. 20, 2021. <<https://customerservicelife.com/your-customer-welcome-mat/>> (Year: 2016).*
(Continued)

Primary Examiner — Kevin K Rudzinski
Assistant Examiner — Clare Ann Gannon
(74) *Attorney, Agent, or Firm* — Polsinelli PC


(57) **CLAIM**

The ornamental design for a door mat, as shown and described.

DESCRIPTION

FIG. 1 is a top perspective view of a door mat showing our new design;
FIG. 2 is a front view of the door mat shown in FIG. 1;
FIG. 3 is a rear view of the door mat shown in FIG. 1;
FIG. 4 is a left side view of the door mat shown in FIG. 1, the right side view (not shown) forming a mirror image thereof; and,
FIG. 5 is a top view of the door mat shown in FIG. 1.
The broken lines shown in the figures represent portions of the door mat that form no part of the claimed design.

1 Claim, 3 Drawing Sheets



(56)

References Cited

U.S. PATENT DOCUMENTS

D928,530 S * 8/2021 Maxey D6/582
2002/0121985 A1* 9/2002 Blum G09F 19/20
340/815.4
2015/0143728 A1 5/2015 Sondergard et al.

OTHER PUBLICATIONS

“TRANSITIONS, Threshold ramps, mats, and plates [Brochure],” 2 pages, Feb. 12, 2020, Web page retrieved from <<https://www.ezaccess.com/residential/door-threshold/transitions-angled-entry-mat>> on Oct. 15, 2020.

International Search Report and the Written Opinion of the International Searching Authority dated Nov. 22, 2021 for PCT Application No. PCT/US2021/043071, 22 pages.

* cited by examiner

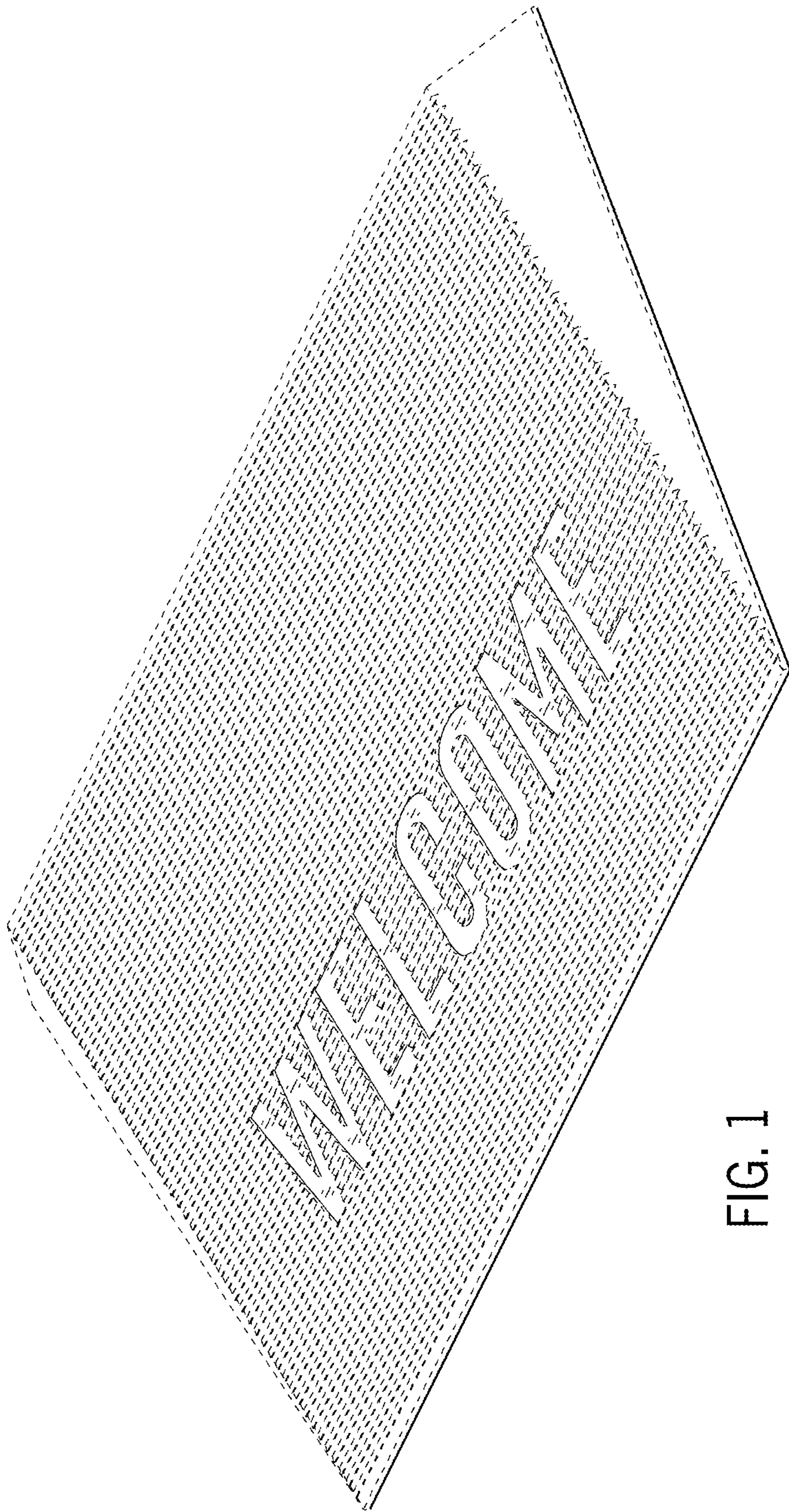


FIG. 1



FIG. 2




FIG. 3




FIG. 4

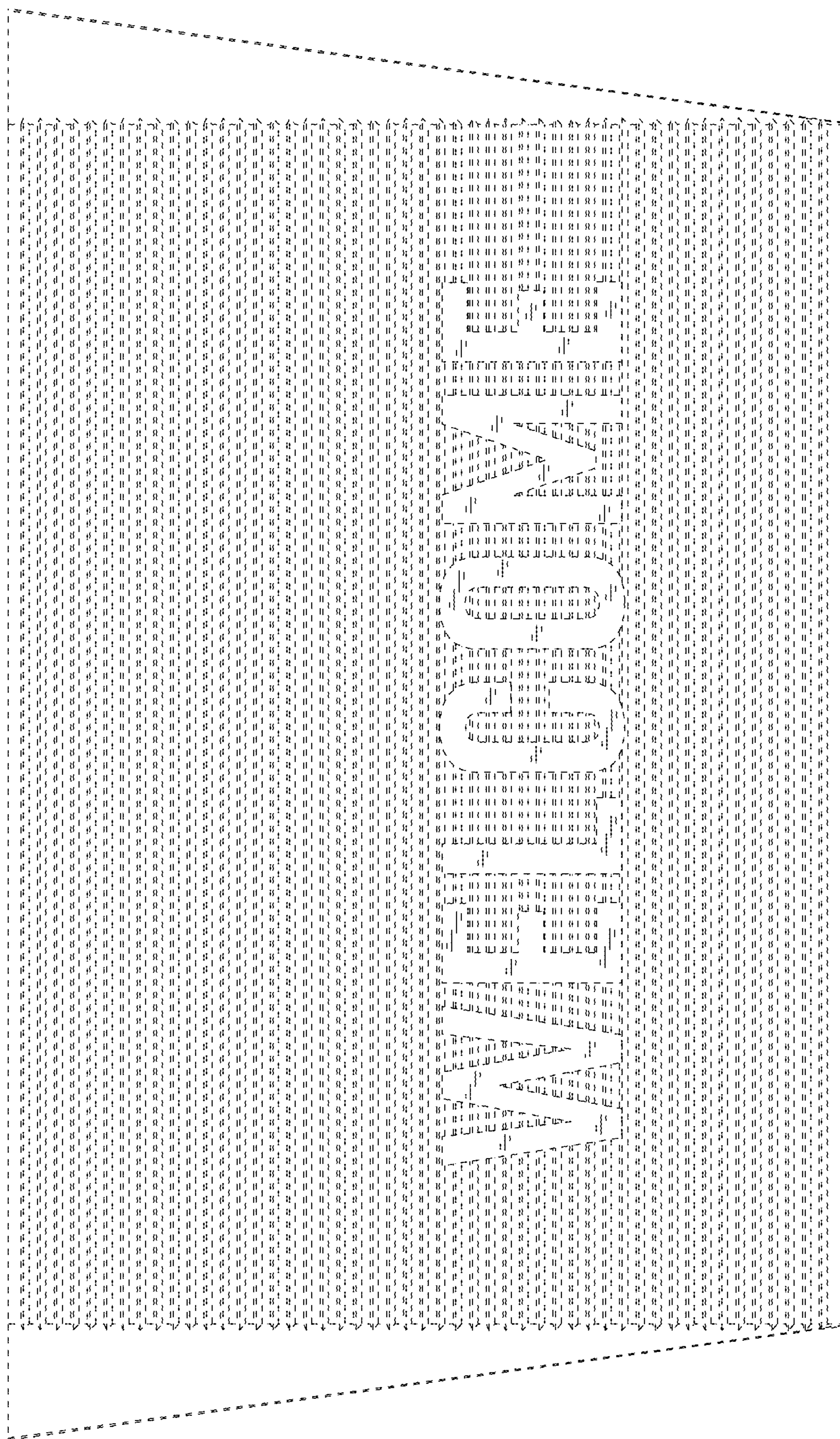


FIG. 5