



US00D959173S

(12) **United States Design Patent**
Rubin et al.

(10) **Patent No.:** **US D959,173 S**
(45) **Date of Patent:** **** Aug. 2, 2022**

(54) **FARMHOUSE MAIL ORGANIZER WITH CHALKBOARD SURFACE**

(71) Applicant: **RK VENTURES INC.**, Vancouver (CA)

(72) Inventors: **Yuriy Rubin**, Vancouver (CA); **Kostiantyn Kyrylov**, Coquitlam (CA)

(73) Assignee: **RK VENTURES INC.**, Vancouver (CA)

(**) Term: **15 Years**

(21) Appl. No.: **29/775,404**

(22) Filed: **Mar. 23, 2021**

(51) **LOC (13) Cl.** **06-04**

(52) **U.S. Cl.**
USPC **D6/567**

(58) **Field of Classification Search**
USPC D3/297, 298, 306, 310; D6/567, 573, D6/571, 671.1, 672, 675, 675.4, 682, 683, D6/683.1, 553, 566, 675.2, 675.5; D7/601, 631, 634; D19/90-92, 75, D19/77-80, 86-87
CPC .. B43M 99/00; B43M 99/001; B43M 99/007; B43M 99/008; B43M 99/009
See application file for complete search history.

(56) **References Cited**

U.S. PATENT DOCUMENTS

D267,608 S *	1/1983	Brescia	D19/113
D267,842 S *	2/1983	Brescia	D6/570
D278,493 S *	4/1985	Brescia	D6/570
D704,959 S *	5/2014	Callif	D6/567
D875,832 S *	2/2020	Chiang	D19/113
D901,217 S *	11/2020	Li	D6/682.4
D901,933 S *	11/2020	Chiang	D6/553

D905,467 S *	12/2020	Rubin	D6/570
D906,423 S *	12/2020	Lai	D19/90
D907,944 S *	1/2021	Chiang	D6/672
D917,923 S *	5/2021	Yan	D6/571
D920,003 S *	5/2021	Pan	D6/572
D935,249 S *	11/2021	Liu	D6/571

OTHER PUBLICATIONS

Amazon.com, Farmhouse Mail Sorter Organizer for Wall w/Chalkboard Surface, 2 Double Key Hooks & Storage Shelf, Dec. 18, 2020, <https://www.amazon.com/Farmhouse-Organizer-Chalkboard-Surface-Storage/dp/B08B64298H/> (Year: 2020).*

* cited by examiner

Primary Examiner — Nathan M Johnston

(74) *Attorney, Agent, or Firm* — Pete Adams Law, PLLC

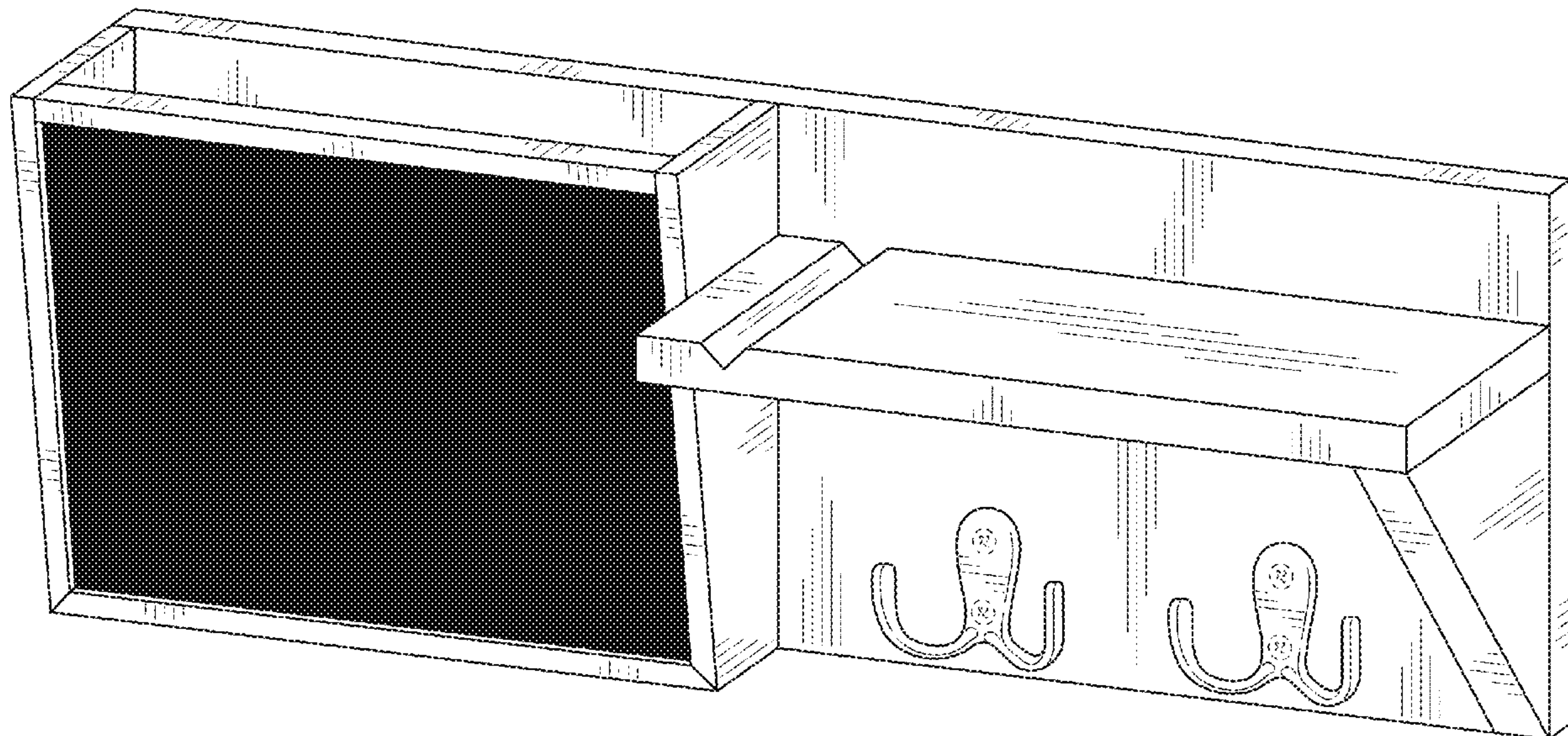
(57) **CLAIM**

The ornamental design for a farmhouse mail organizer with chalkboard surface, as shown and described.

DESCRIPTION

FIG. 1 is a perspective view of the farmhouse mail organizer with chalkboard surface;
FIG. 2 is a front view therein;
FIG. 3 is a rear view therein;
FIG. 4 is a right side view therein;
FIG. 5 is a left side view therein;
FIG. 6 is a top view therein; and,
FIG. 7 is a bottom view therein.
The broken lines are shown for the purpose of illustrating environmental subject matter of exemplary fasteners and that form no part of the claimed design.

1 Claim, 6 Drawing Sheets



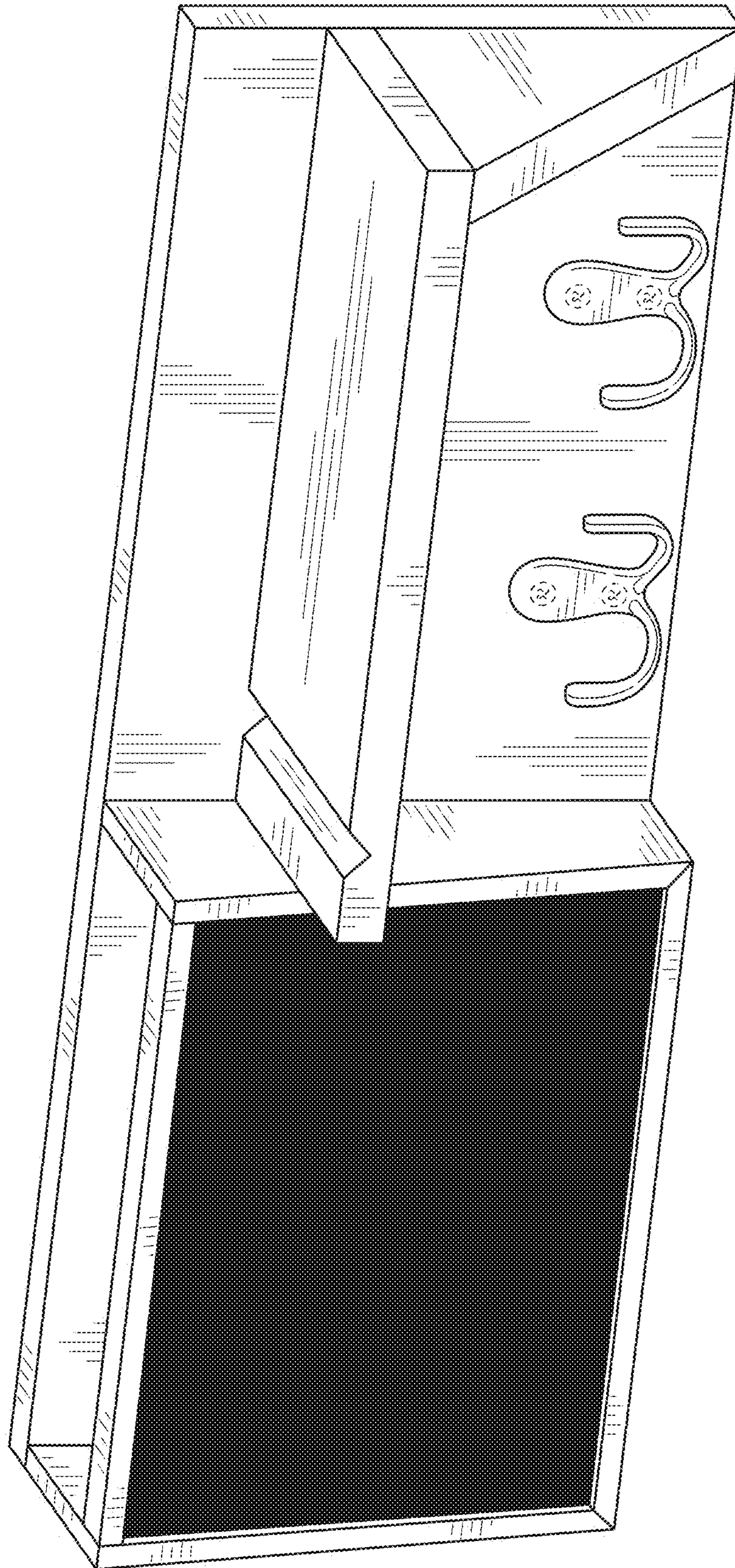


FIG. 1

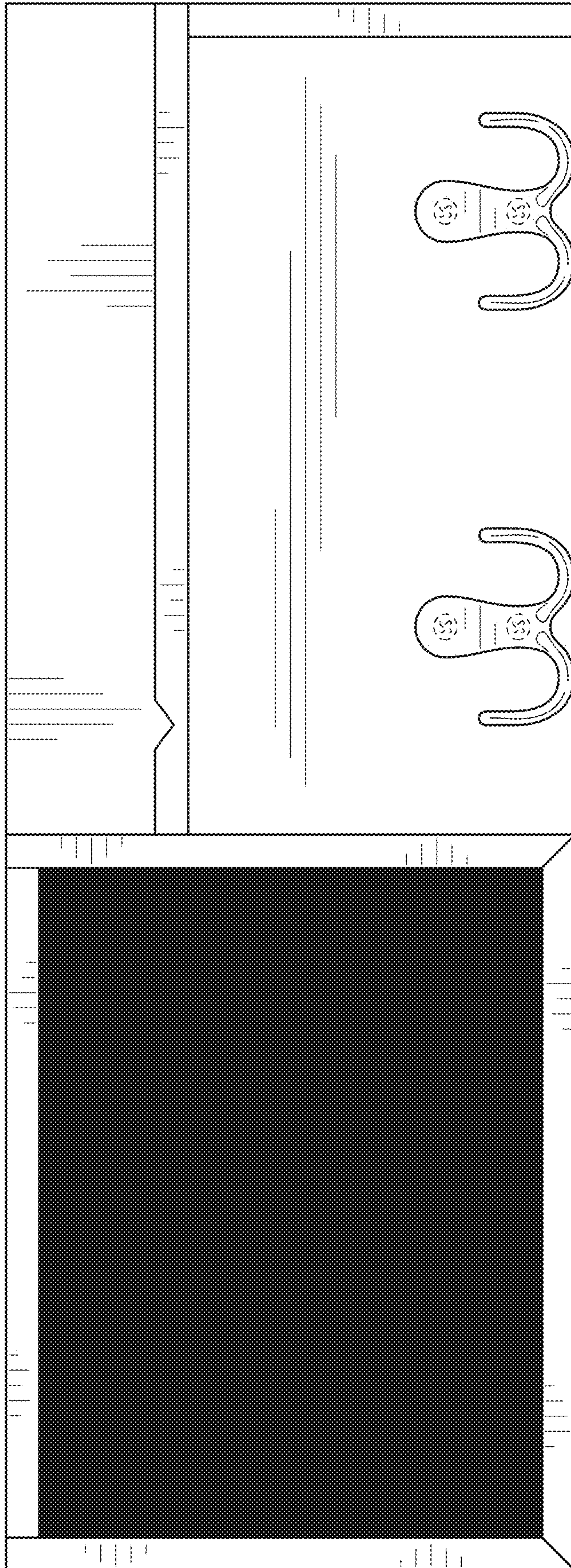


FIG. 2




FIG. 3

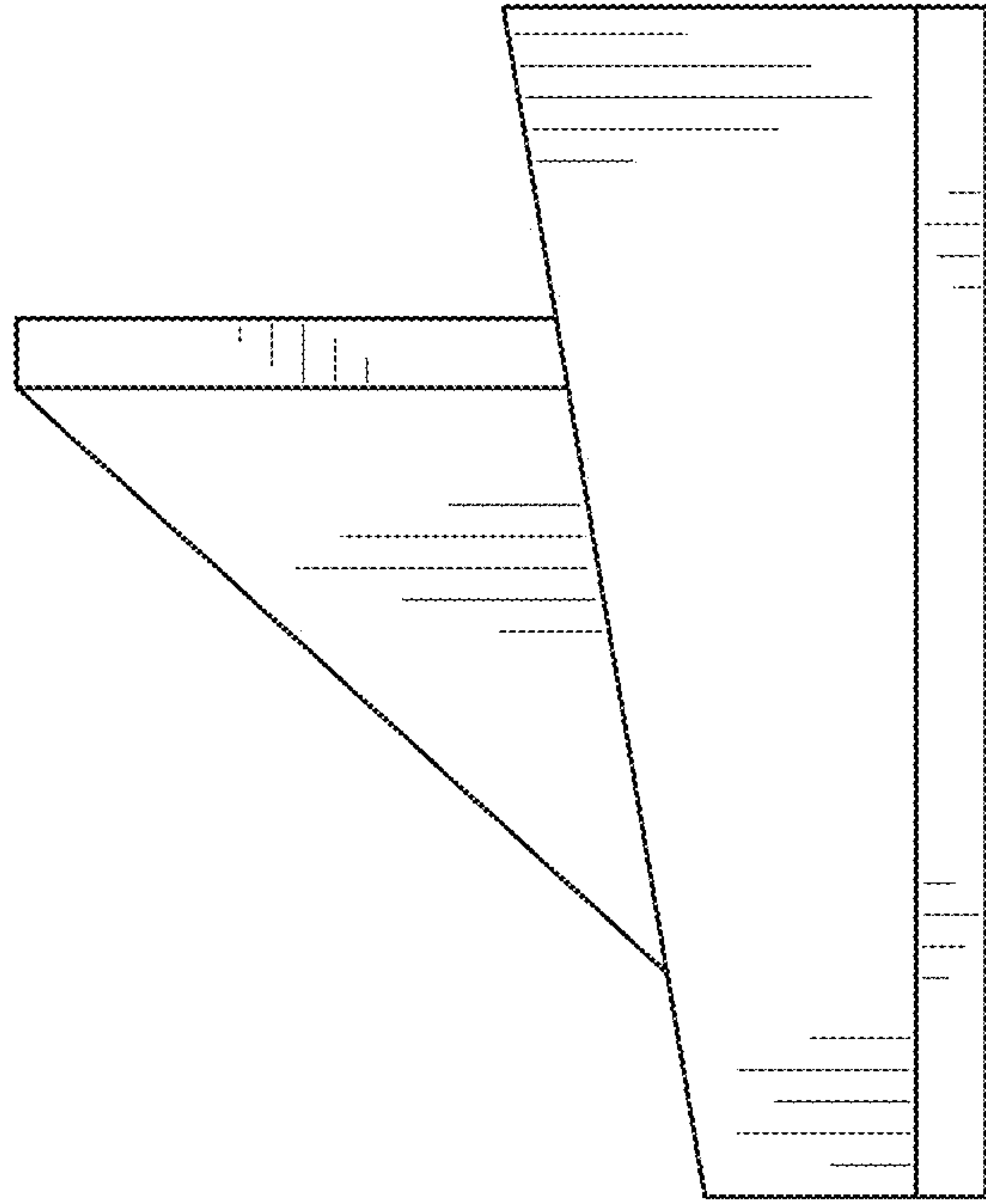


FIG. 4

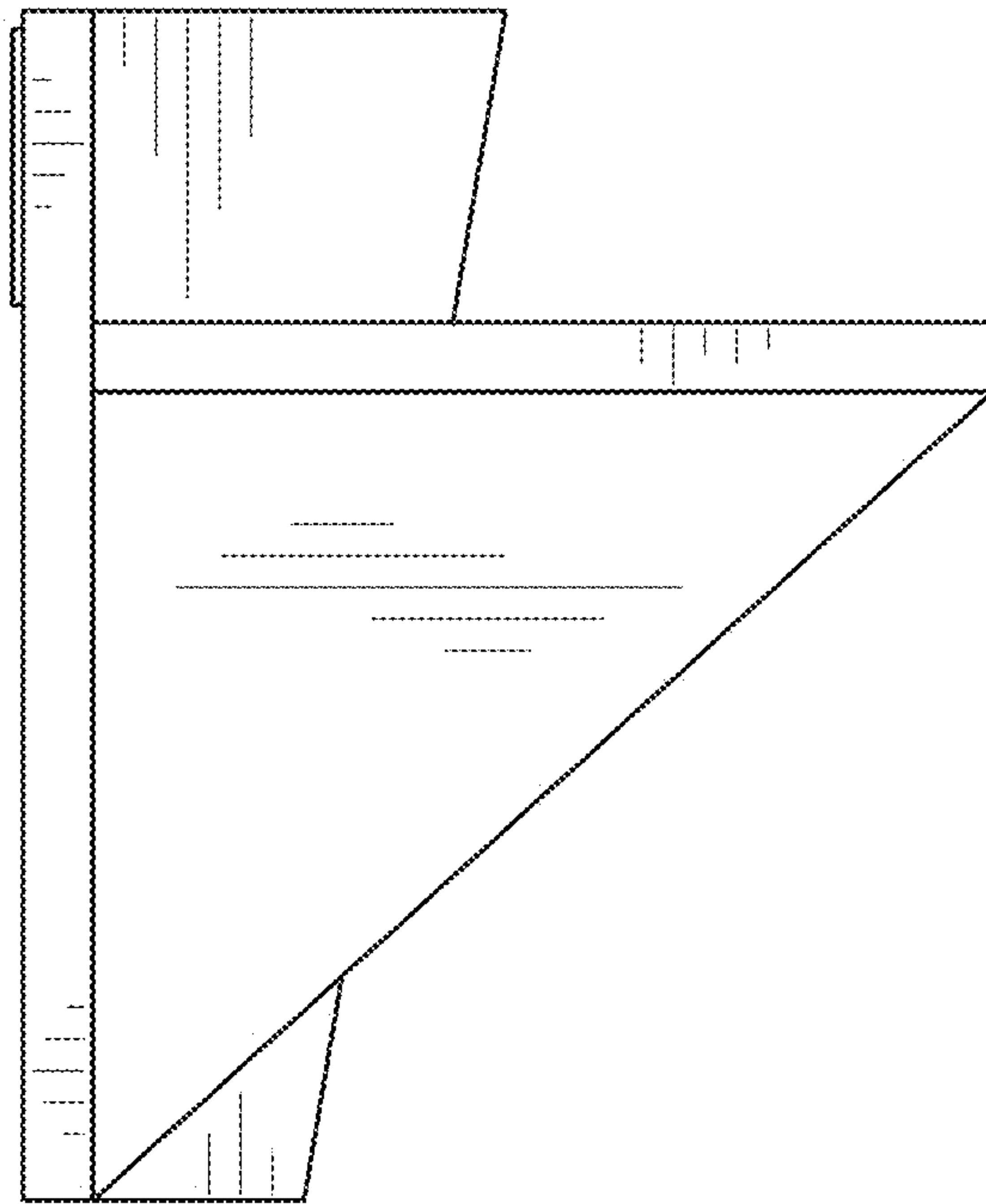


FIG. 5

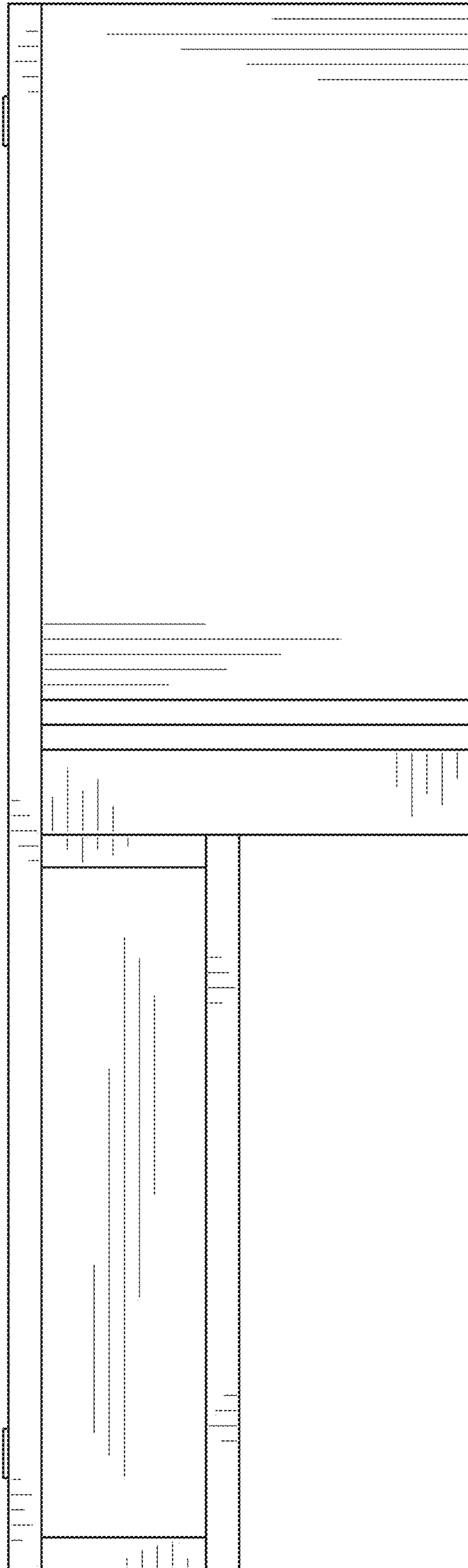


FIG. 6

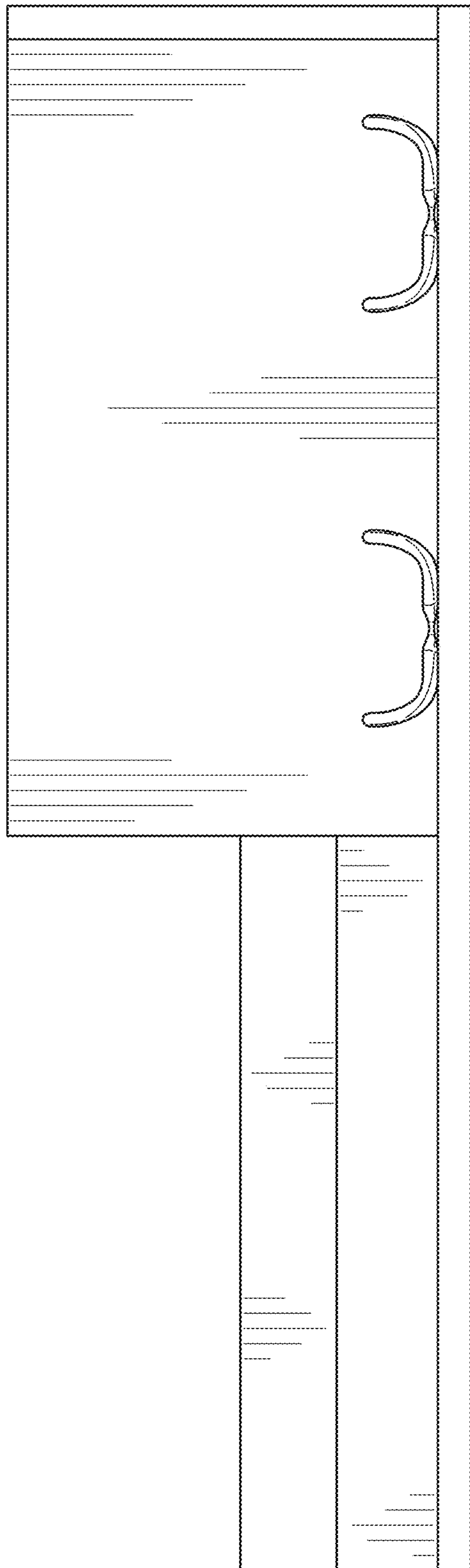


FIG. 7