



US00D959168S

(12) **United States Design Patent** (10) **Patent No.:** **US D959,168 S**  
Su (45) **Date of Patent:** **\*\* Aug. 2, 2022**

(54) **FOAM DISPENSER**  
(71) Applicant: **Dongguan Fengjie Bathroom Co., Ltd.**, Guangdong (CN)  
(72) Inventor: **Zhengbing Su**, Hunan (CN)  
(73) Assignee: **DongGuan Fengjie Bathroom Co., Ltd.**

D661,531 S \* 6/2012 Tompkin ..... D6/542  
D674,636 S \* 1/2013 Yang ..... D6/542  
D747,973 S \* 1/2016 Kerr ..... D9/686  
D809,820 S \* 2/2018 Cheyene ..... D6/542  
D818,741 S \* 5/2018 Yang ..... D6/542  
D825,738 S \* 8/2018 Mitchell ..... D24/110  
D827,809 S \* 9/2018 Mitchell ..... D24/110  
D849,230 S \* 5/2019 Gouchtchina ..... D24/108  
D869,231 S \* 12/2019 Stropkay ..... D7/397  
D869,874 S \* 12/2019 Najimi ..... D6/524  
D911,739 S \* 3/2021 Zhao ..... D6/542

(\*\*) Term: **15 Years**  
(21) Appl. No.: **29/744,475**  
(22) Filed: **Jul. 29, 2020**  
(51) **LOC (13) Cl.** ..... **23-08**  
(52) **U.S. Cl.**  
USPC ..... **D6/542**  
(58) **Field of Classification Search**  
USPC ..... D6/524, 542-545; D7/306, 312, 313,  
D7/322, 397-398; D23/207, 208, 234,  
D23/286, 366; D24/234, 210, 208;  
D9/686, 689  
CPC ..... A47K 2210/00; B05B 11/3035  
See application file for complete search history.

**OTHER PUBLICATIONS**

Fengjie Automatic Soap Dispenser, available in amazon.com, date first available Aug. 11, 2021 [online], Retrieved on Mar. 23, 2022 from URL: <https://www.amazon.com/Fengjie-Automatic-Dispenser-Countertop-Restaurant/dp/B09CCYBTBM/> (Year: 2021).\*

\* cited by examiner

*Primary Examiner* — Vy N Koenig  
*Assistant Examiner* — Michelle M Reeves

(57) **CLAIM**

The ornamental design for a foam dispenser, as shown and described.

(56) **References Cited**

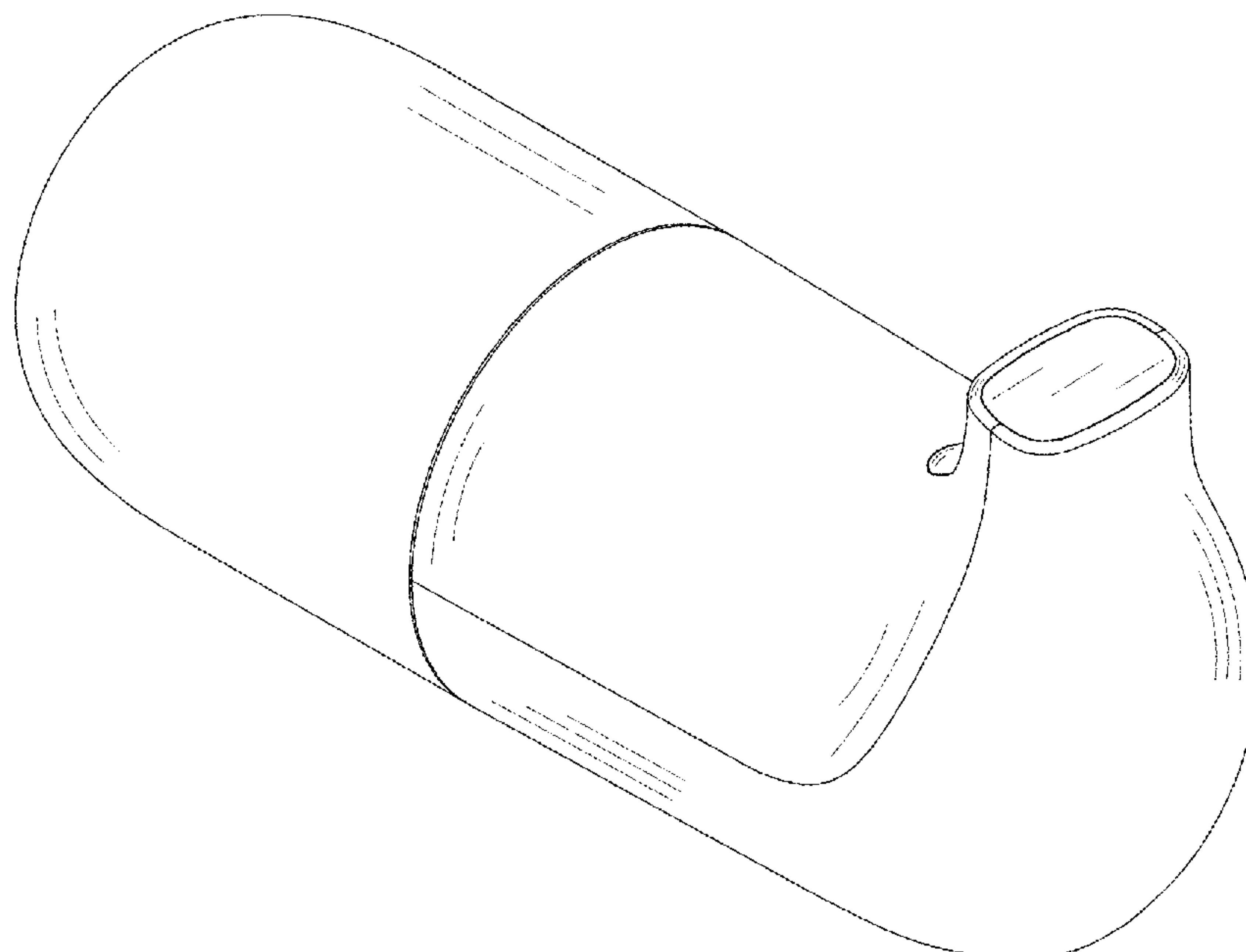
**U.S. PATENT DOCUMENTS**

D204,947 S \* 5/1966 Benjamin ..... D7/321  
D224,600 S \* 8/1972 Glaberson ..... D6/543  
D277,072 S \* 1/1985 Czech ..... D9/689  
D338,366 S \* 8/1993 Ueda ..... D7/320  
D394,778 S \* 6/1998 Arns ..... D7/312  
D424,185 S \* 5/2000 Brown ..... D23/366  
D602,292 S \* 10/2009 Hsu ..... D6/545  
D608,578 S \* 1/2010 Yang ..... D6/542  
D626,365 S \* 11/2010 Yang ..... D6/542  
D652,668 S \* 1/2012 Wang ..... D7/313  
D660,079 S \* 5/2012 Ben-David ..... D7/397

**DESCRIPTION**

FIG. 1 is a front view of the foam dispenser showing my new design;  
FIG. 2 is a back view thereof;  
FIG. 3 is a left side view thereof;  
FIG. 4 is a right side view thereof;  
FIG. 5 is a top view thereof;  
FIG. 6 is a bottom view thereof;  
FIG. 7 is a perspective view thereof; and,  
FIG. 8 is another perspective view thereof.

**1 Claim, 8 Drawing Sheets**






FIG. 1




FIG. 2

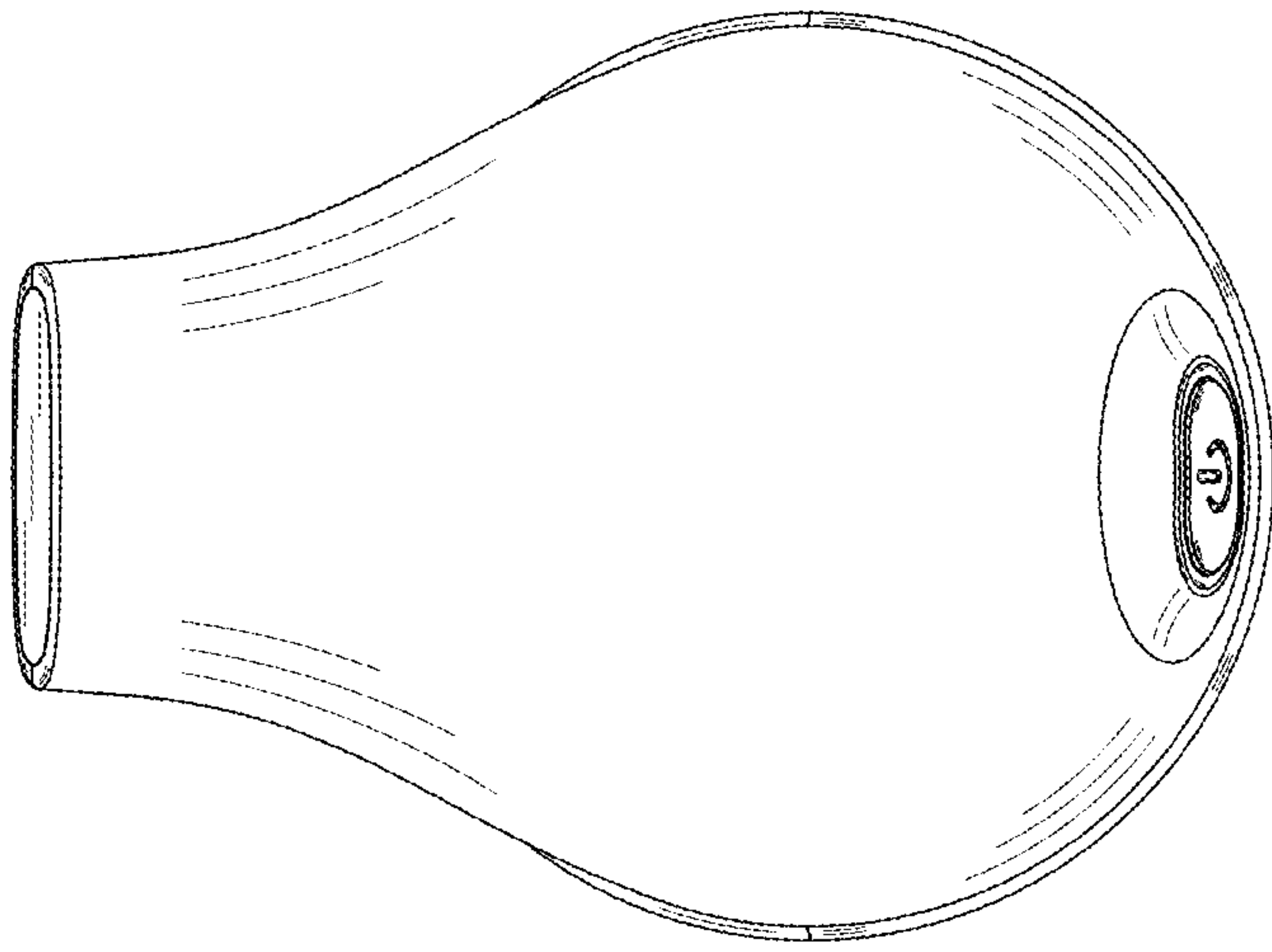


FIG. 3

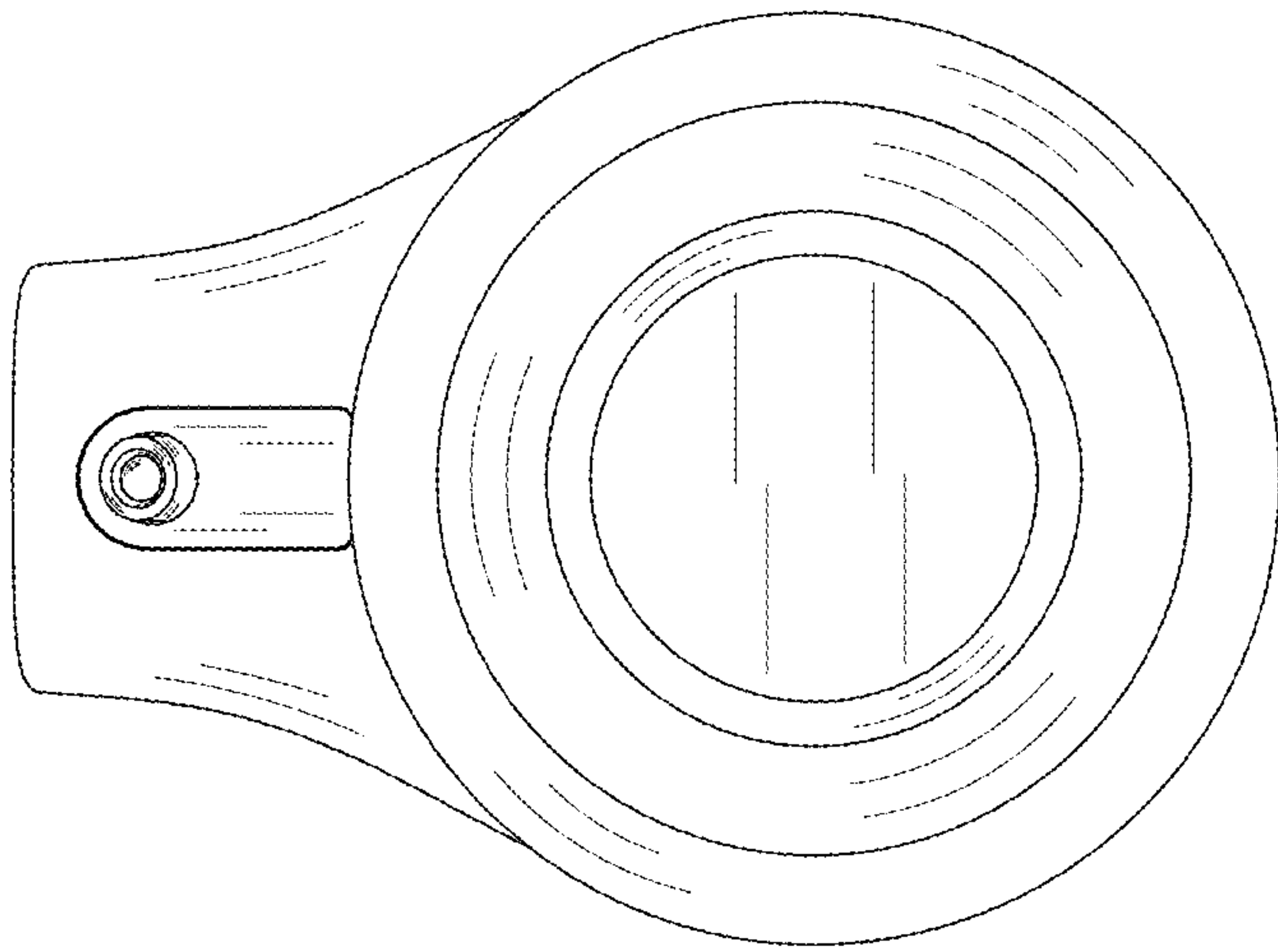


FIG. 4




FIG. 5




FIG. 6

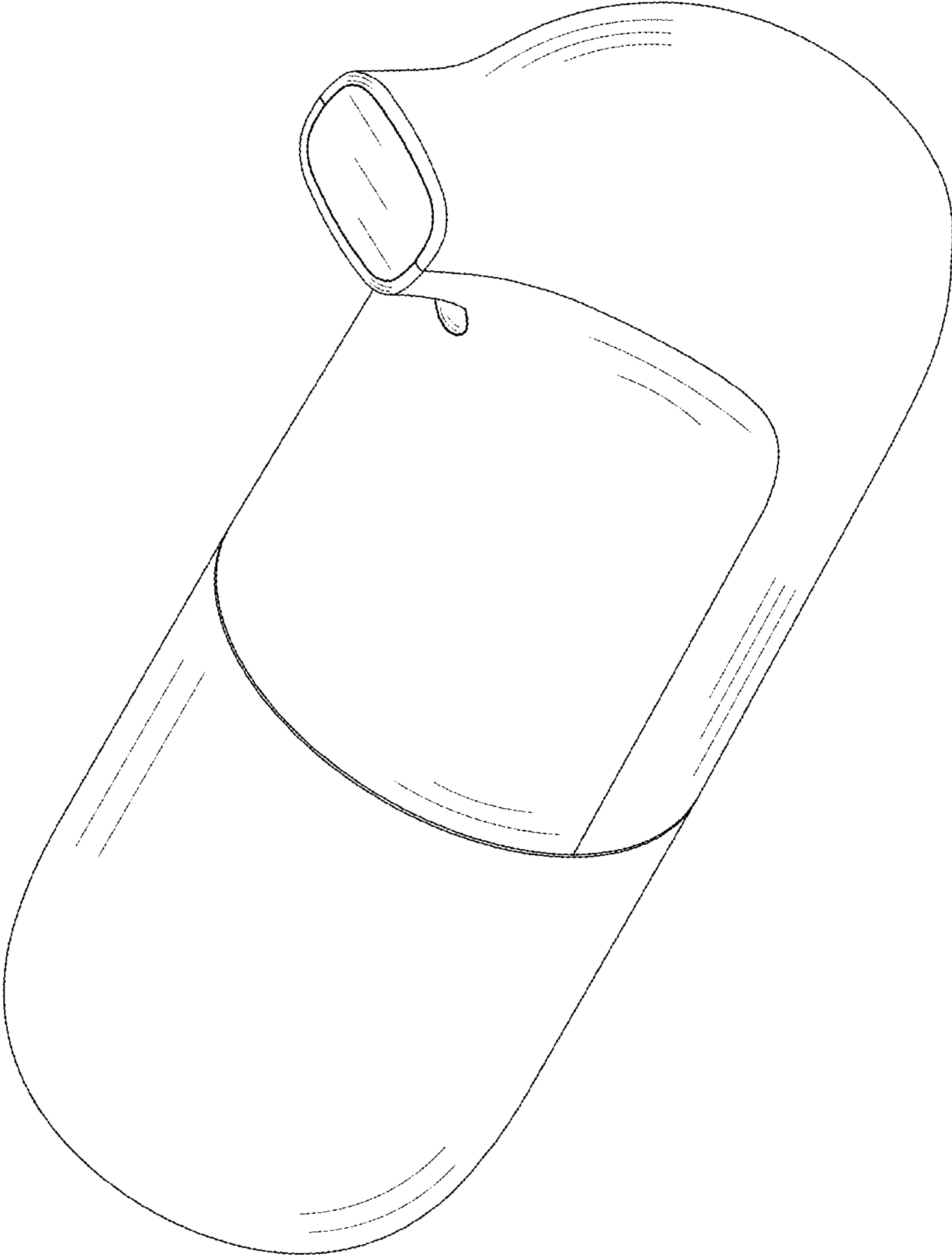


FIG. 7



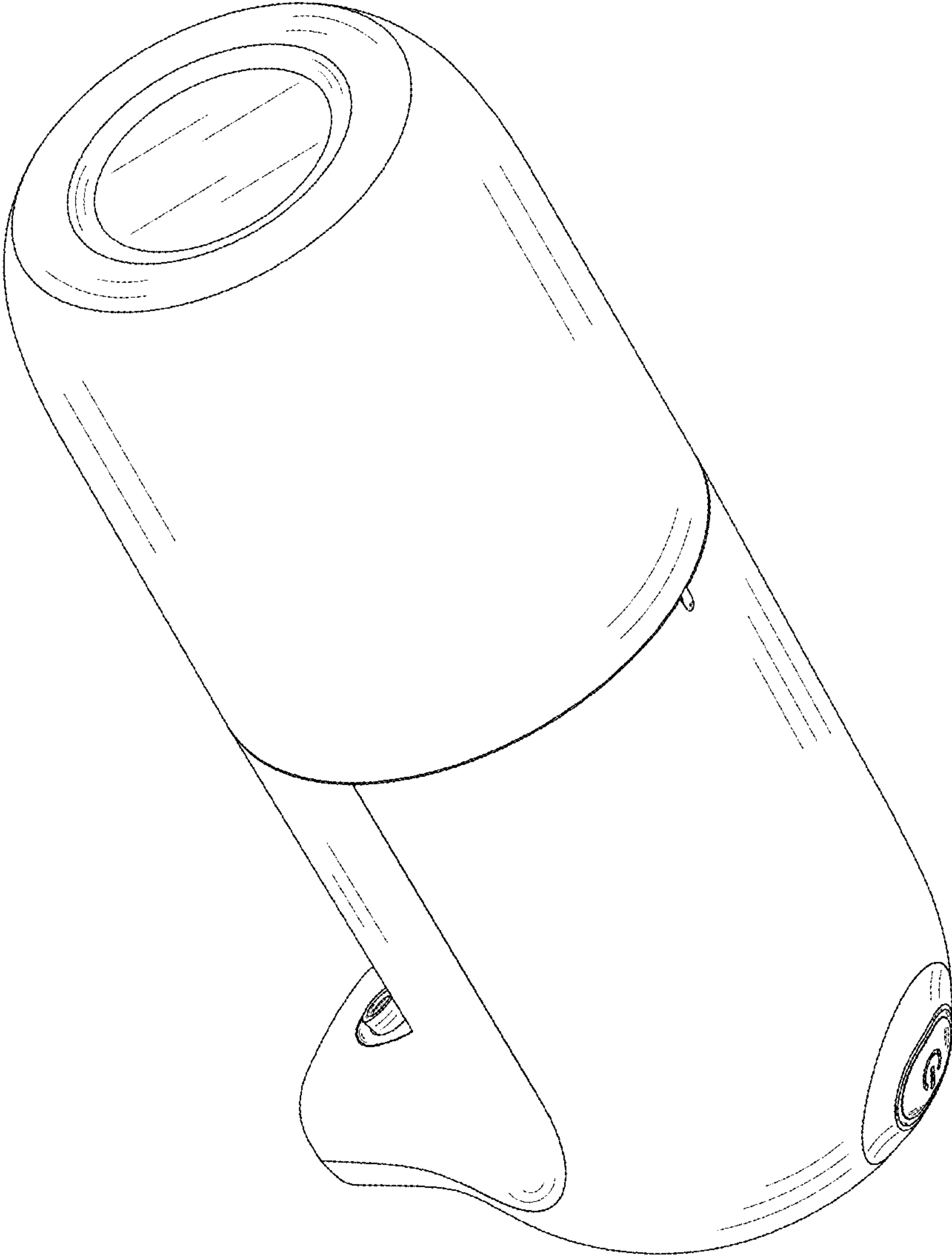


FIG. 8