



US00D959154S

(12) **United States Design Patent**  
**Hegele et al.**

(10) **Patent No.:** **US D959,154 S**

(45) **Date of Patent:** **\*\* Aug. 2, 2022**

- (54) **ANTLER BRUSH**
- (71) Applicant: **GEKA GmbH**, Bechhofen (DE)
- (72) Inventors: **Isabel Hegele**, Aalen (DE); **Erika Von Jan**, Roth (DE)
- (73) Assignee: **GEKA GmbH**, Bechhofen (DE)
- (\*\*) Term: **15 Years**
- (21) Appl. No.: **29/763,481**
- (22) Filed: **Dec. 22, 2020**
- (30) **Foreign Application Priority Data**  
  - Jul. 22, 2020 (EM) ..... 008051759-0001
- (51) **LOC (13) Cl.** ..... **04-02**
- (52) **U.S. Cl.**  
  - USPC ..... **D4/128**
- (58) **Field of Classification Search**  
  - USPC ..... D4/121, 127, 135, 138; 15/106, 159.1, 15/160, 176.1, 184, 190-194; 132/289, 132/294, 298, 313, 317, 320; 401/123, 401/141, 175, 281
  - CPC ..... A46B 7/026; A46B 5/005; A46B 17/04; A46B 2200/1046

See application file for complete search history.

D652,628 S *	1/2012	Thierer	.....	D4/136
D664,362 S *	7/2012	Kulik	.....	D4/128
D677,904 S *	3/2013	Hammer	.....	D4/136
D678,682 S *	3/2013	Hammer	.....	D4/136
D678,684 S *	3/2013	Hammer	.....	D4/136
D749,327 S *	2/2016	Thierer	.....	D4/128
D776,940 S *	1/2017	Park	.....	D4/138
9,532,642 B2 *	1/2017	Zech	.....	A46B 3/005
D787,834 S *	5/2017	Cheung	.....	D4/128
D823,004 S *	7/2018	Kuo	.....	D4/128
10,064,475 B2 *	9/2018	Wolfsgruber	.....	A46B 3/20
D832,591 S *	11/2018	Kuo	.....	D4/128
D846,887 S *	4/2019	Treeby	.....	D4/133
D884,360 S *	5/2020	Hou	.....	D4/128
D928,514 S *	8/2021	Rennette	.....	D4/128
D943,287 S *	2/2022	Rennette	.....	D4/128
D944,534 S *	3/2022	Hinds	.....	D4/128
2008/0190441 A1 *	8/2008	Vecchiola	.....	A45D 24/38 132/150
2014/0366910 A1 *	12/2014	Habibi	.....	A45D 20/525 15/160
2015/0182013 A1 *	7/2015	Yao	.....	A46B 1/00 132/120

\* cited by examiner

*Primary Examiner* — Austin Murphy

(57) **CLAIM**

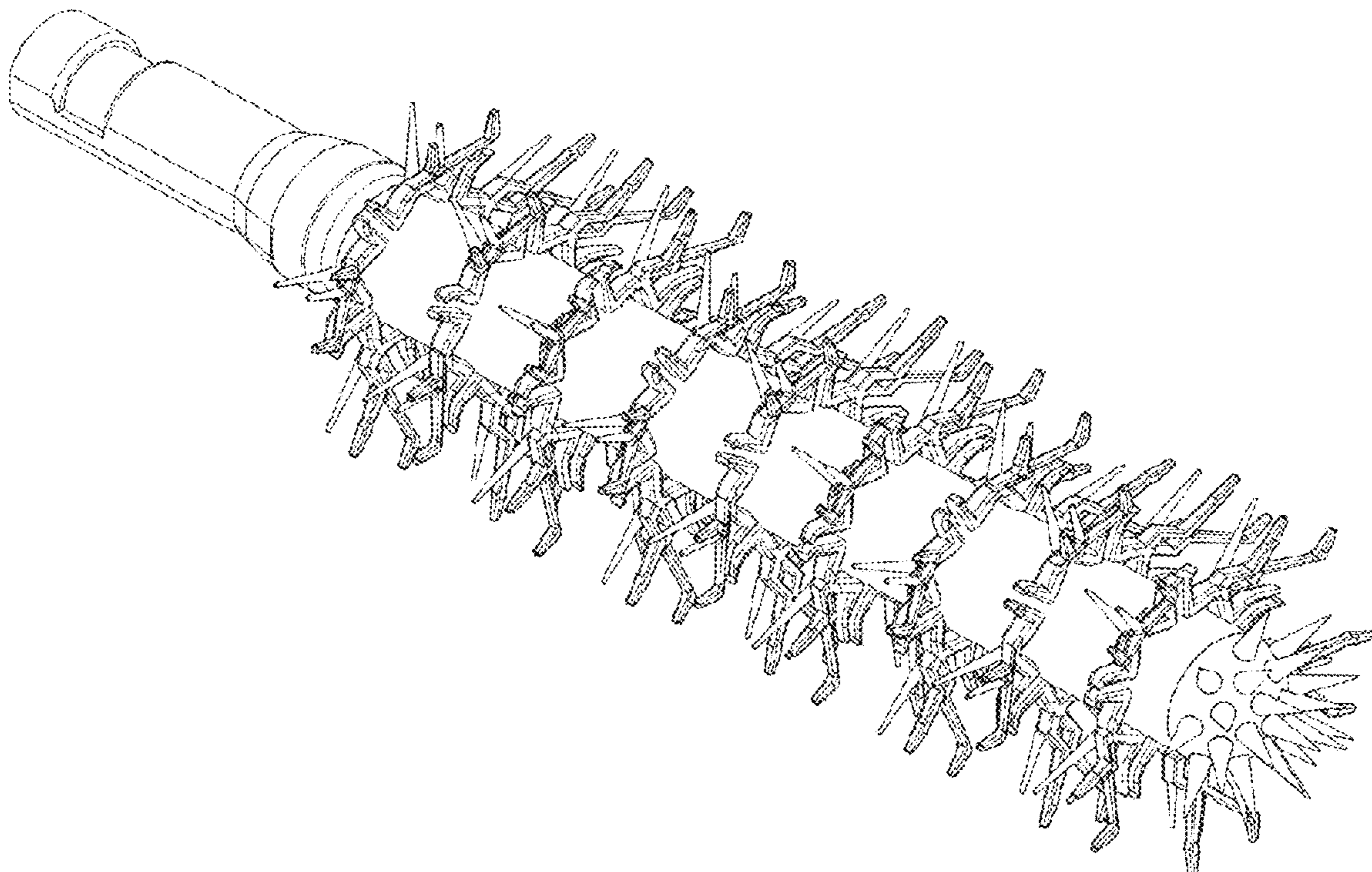
The ornamental design for an antler brush, as shown and described.

**DESCRIPTION**

FIG. 1 is a top view of an antler brush.  
FIG. 2 is a perspective view of the antler brush; and,  
FIG. 3 is a side view of the antler brush.

**1 Claim, 3 Drawing Sheets**

- (56) **References Cited**  
  - U.S. PATENT DOCUMENTS
  - D581,674 S \* 12/2008 Dumler ..... D4/136
  - D604,513 S \* 11/2009 Lemen ..... D4/136






Fig. 1

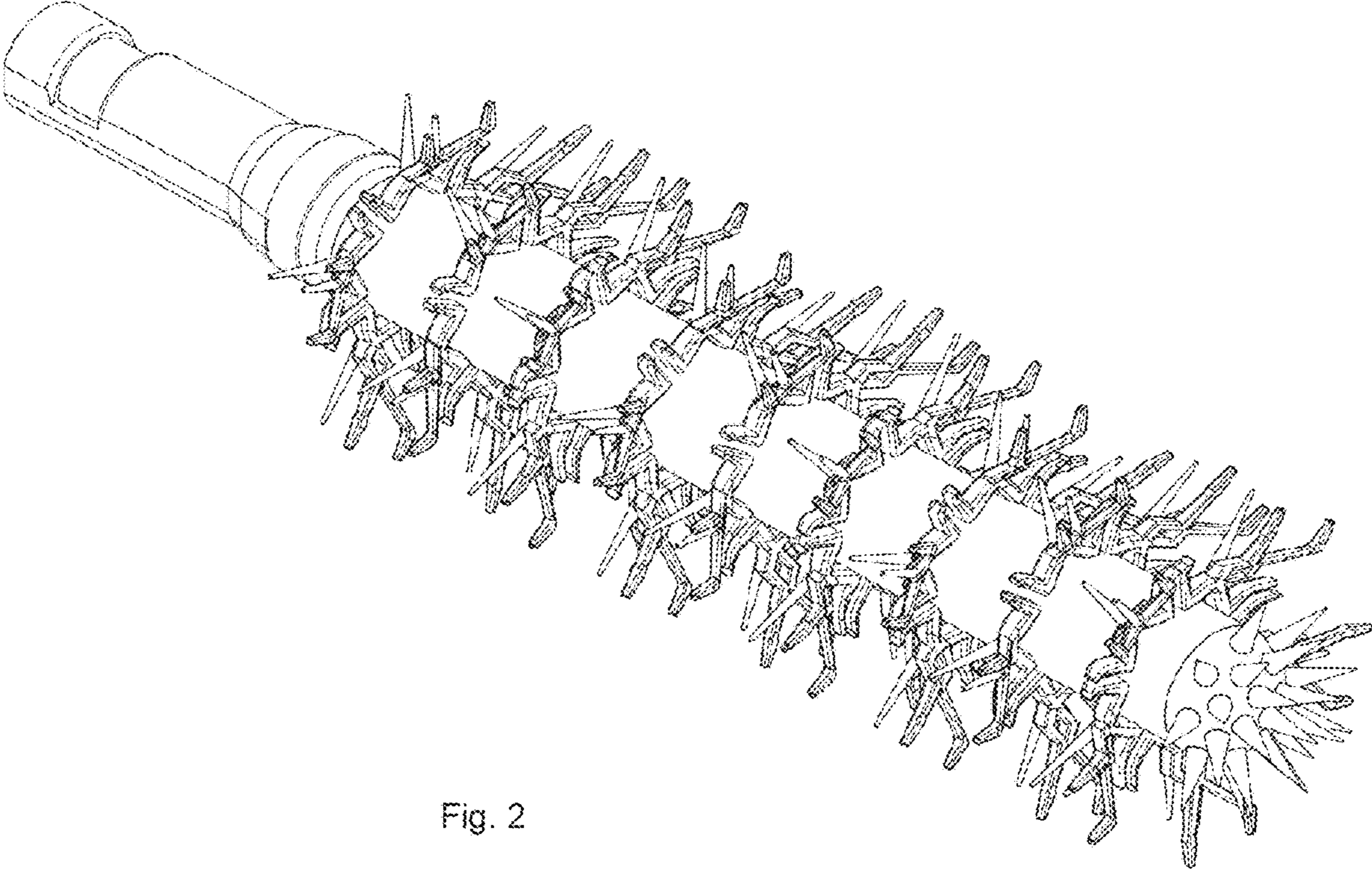


Fig. 2

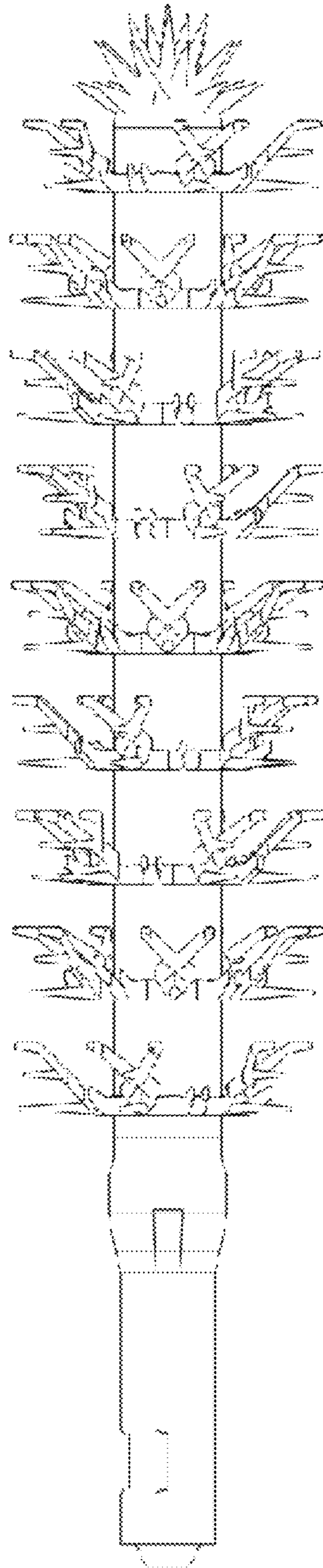


Fig. 3