



US00D959146S

(12) **United States Design Patent** (10) **Patent No.:** **US D959,146 S**
Raab (45) **Date of Patent:** **** Aug. 2, 2022**

(54) **PORTION OF A SHOPPING BAG**

FOREIGN PATENT DOCUMENTS

(71) Applicant: **DasDa ug**, Cremlingen (DE)
(72) Inventor: **Torsten Raab**, Cremlingen (DE)
(**) Term: **15 Years**
(21) Appl. No.: **35/511,642**
(22) Filed: **Oct. 29, 2020**

CN 201446962 U * 5/2010
CN 102009769 A * 4/2011
CN 202714383 U * 2/2013
CN 204949856 U * 1/2016
JP 3193318 U * 9/2014
JP 2021192653 A * 12/2021
KR 2011004921 U * 5/2011
KR 2011004922 U * 5/2011

* cited by examiner

(80) **Hague Agreement Data**

Primary Examiner — Holly E Thurman

Int. Filing Date: **Oct. 29, 2020**
Int. Reg. No.: **DM/213387**
Int. Reg. Date: **Oct. 29, 2020**
Int. Reg. Pub. Date: **Apr. 2, 2021**

(57) **CLAIM**

The ornamental design for a portion of a shopping bag, as shown and described.

(51) **LOC (13) Cl.** **03-01**

(52) **U.S. Cl.**
USPC **D3/318**

DESCRIPTION

(58) **Field of Classification Search**
USPC D3/318, 321, 322, 324, 327, 328,
D3/207–212, 215, 232, 246
CPC A45F 5/00; E05B 17/00; E05B 17/06
See application file for complete search history.


1. Portion of a shopping bag
Figure 1.1 is a perspective view of the portion of a shopping bag showing my new design with the handle in an vertical position;
Figure 1.2 is another perspective view with the handle shown in a horizontal position;
Figure 1.3 is a top view thereof;
Figure 1.4 is a right side view of Figure 1.1;
Figure 1.5 is a right side view of Figure 1.2;
Figure 1.6 is a front view of Figure 1.1; and
Figure 1.7 is a front view of Figure 1.2.

(56) **References Cited**


U.S. PATENT DOCUMENTS

D397,250 S * 8/1998 Fink D3/309
D405,268 S * 2/1999 Apenes D3/309
D920,676 S * 6/2021 Zhang D3/318
D929,065 S * 8/2021 Gasche D34/17


1 Claim, 7 Drawing Sheets




1.1




1.2




1.3



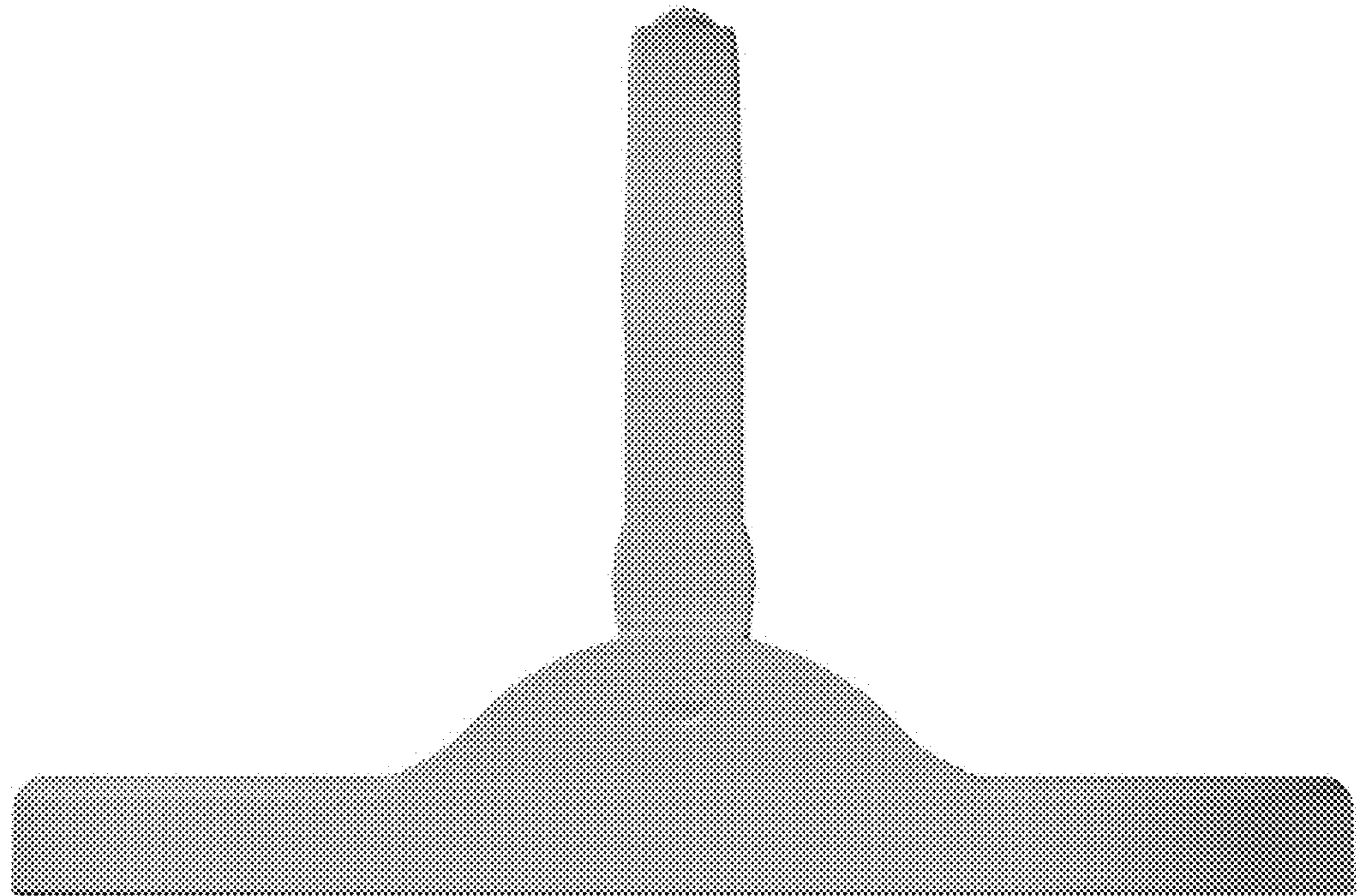
1.4



1.5



1.6



1.7

