



US00D959123S

(12) **United States Design Patent** (10) **Patent No.:** **US D959,123 S**
Haire (45) **Date of Patent:** **** Aug. 2, 2022**

(54) **FOREFOOT INSERT FOR A SHOE**
(71) Applicant: **FRANKIE4 IP 1 Pty Ltd,**
Indooroopilly (AU)
(72) Inventor: **Caroline Rose Haire,** Brookfield (AU)
(73) Assignee: **FRANKIE4 IP 1 Pty Ltd,**
Indooroopilly (AU)
(**) Term: **15 Years**
(21) Appl. No.: **29/760,930**
(22) Filed: **Dec. 4, 2020**

(30) **Foreign Application Priority Data**

Jun. 4, 2020 (AU) 202013136

(51) **LOC (13) Cl.** **02-04**
(52) **U.S. Cl.**
USPC **D2/961**

(58) **Field of Classification Search**
USPC D2/915, 946, 947, 949, 961, 968, 976;
D24/189, 124-126
CPC A43B 17/00; A43B 17/003; A43B 17/006;
A43B 17/02; A43B 17/023; A43B 17/03;
A43B 17/08; A43B 17/14; A43B 13/00;
A43B 13/02; A43B 13/04; A43B 13/12;
A43B 13/14; A43B 13/20; A43B 13/24;
A43B 13/40; A43B 13/41; A43B 13/42
See application file for complete search history.

(56) **References Cited**

U.S. PATENT DOCUMENTS

2,268,777 A * 1/1942 Scholl A61F 13/02
128/894
2,904,814 A * 9/1959 Scholl A45D 33/34
15/244.1
D351,719 S * 10/1994 Piotrowicz D2/961
D354,616 S * 1/1995 Schroer, Jr. D2/961
D396,341 S * 7/1998 Lozano D2/961

D396,550 S * 8/1998 Feldman D2/961
D496,526 S * 9/2004 Grisoni D2/961
D531,790 S * 11/2006 Wurzburg D2/961
D580,640 S * 11/2008 Wurzburg D2/946
D586,545 S * 2/2009 Feldman D2/961
D607,194 S * 1/2010 Zagula D2/961
D623,837 S * 9/2010 McDonnell D2/961
D655,076 S * 3/2012 Rosenberg D2/961
D663,931 S * 7/2012 Allen D2/961
D664,755 S * 8/2012 Gavrieli D2/962
D699,931 S * 2/2014 Grisoni D2/961
D827,273 S * 9/2018 Southernwood D2/961

(Continued)

OTHER PUBLICATIONS

Ball of foot cushions, announced Jul. 1, 2019 [online], [site visited Jan. 12, 2022], Available from internet, URL: <https://www.amazon.com/dp/B07TS59VZS/> (Year: 2019).*

Primary Examiner — Elizabeth J Oswecki
Assistant Examiner — Yelizaveta Y Masalimova
(74) *Attorney, Agent, or Firm* — Nixon Peabody LLP

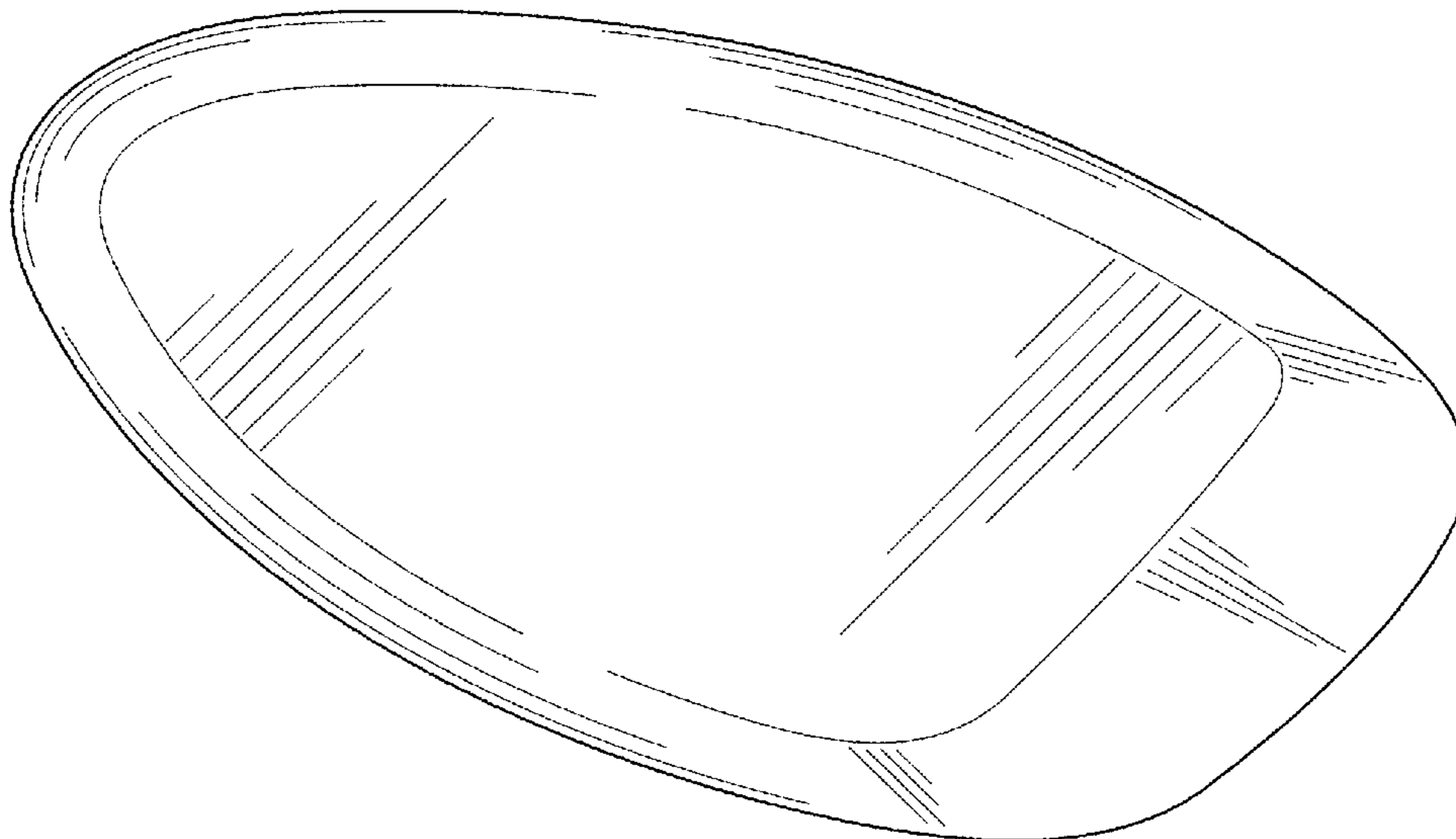
(57) **CLAIM**

The ornamental design for a forefoot insert for a shoe, as shown and described.

DESCRIPTION

FIG. 1 is a top, rear and inner-side perspective view of a forefoot insert for a shoe showing my new design;
FIG. 2 is a rear view thereof;
FIG. 3 is a front view thereof;
FIG. 4 is an outer-side view thereof;
FIG. 5 is an inner-side view thereof;
FIG. 6 is a top view thereof;
FIG. 7 is a bottom view thereof; and,
FIG. 8 is a bottom, front and inner-side perspective view thereof.
The light weight shade lines in the figures show contour and not surface ornamentation.

1 Claim, 6 Drawing Sheets



(56)

References Cited

U.S. PATENT DOCUMENTS

D923,777 S * 6/2021 Igwebuike D24/124
D931,589 S * 9/2021 Hansen D2/961
D942,137 S * 2/2022 Haire D2/961
D942,138 S * 2/2022 Andrews D2/961
2004/0025377 A1* 2/2004 Brannon A43B 13/226
36/59 R
2016/0150852 A1* 6/2016 Cai A43B 7/148
36/88
2019/0069628 A1* 3/2019 Cutler A43B 7/142

* cited by examiner

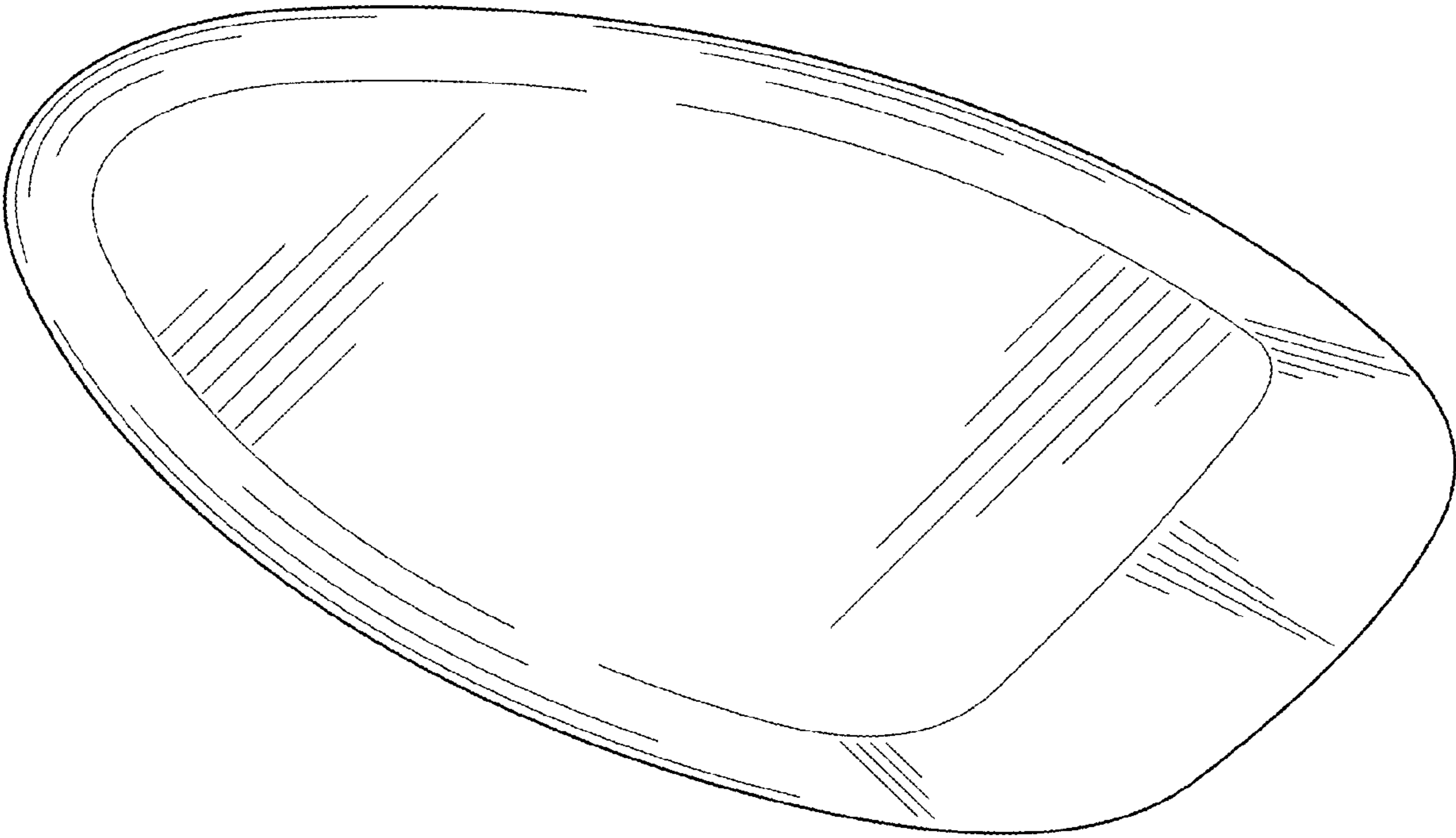


FIG. 1



FIG. 2




FIG. 3



FIG. 4

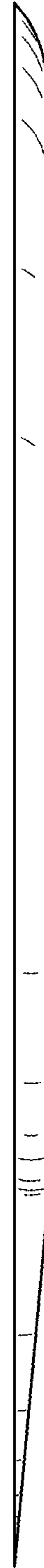


FIG. 5

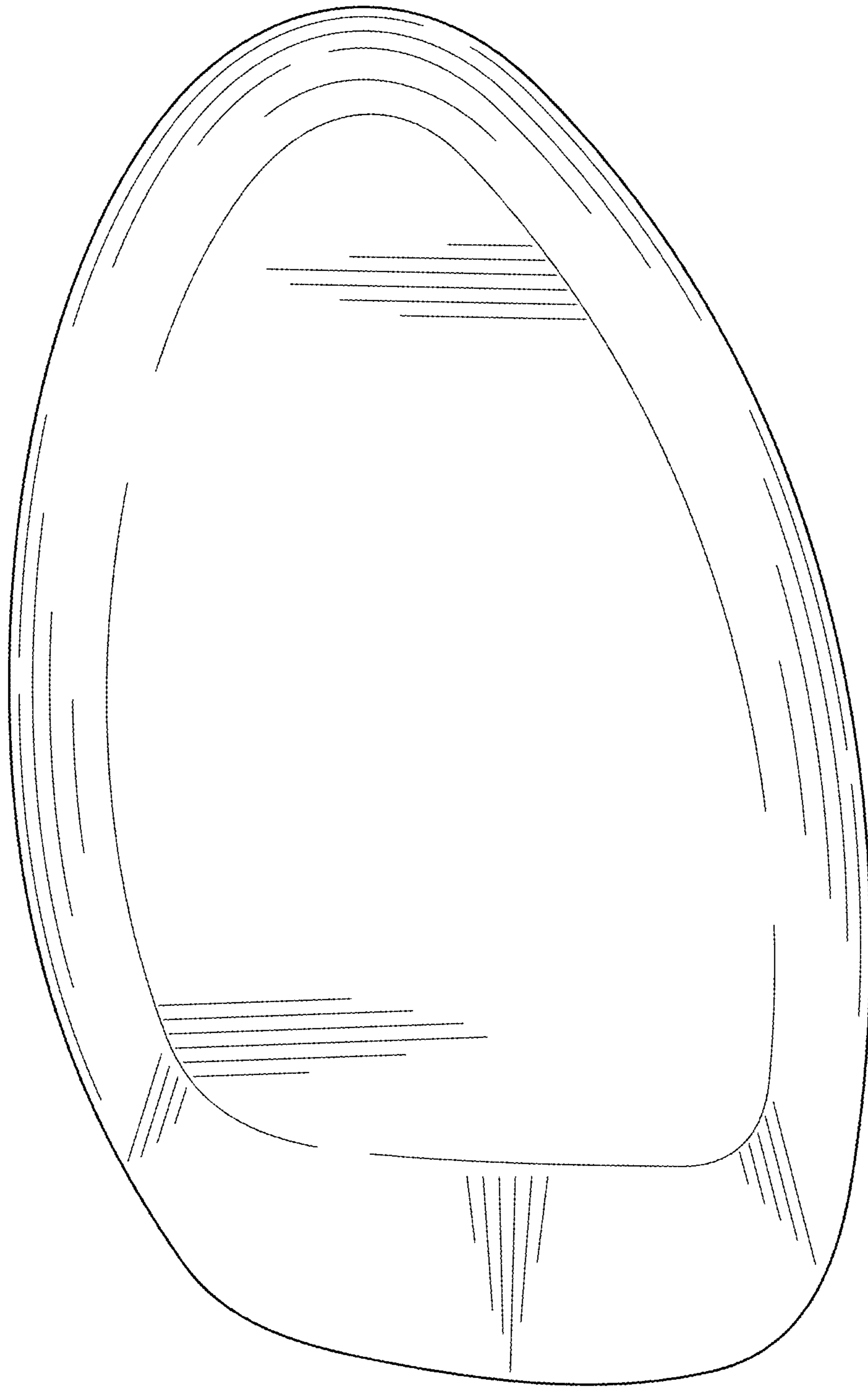


FIG. 6

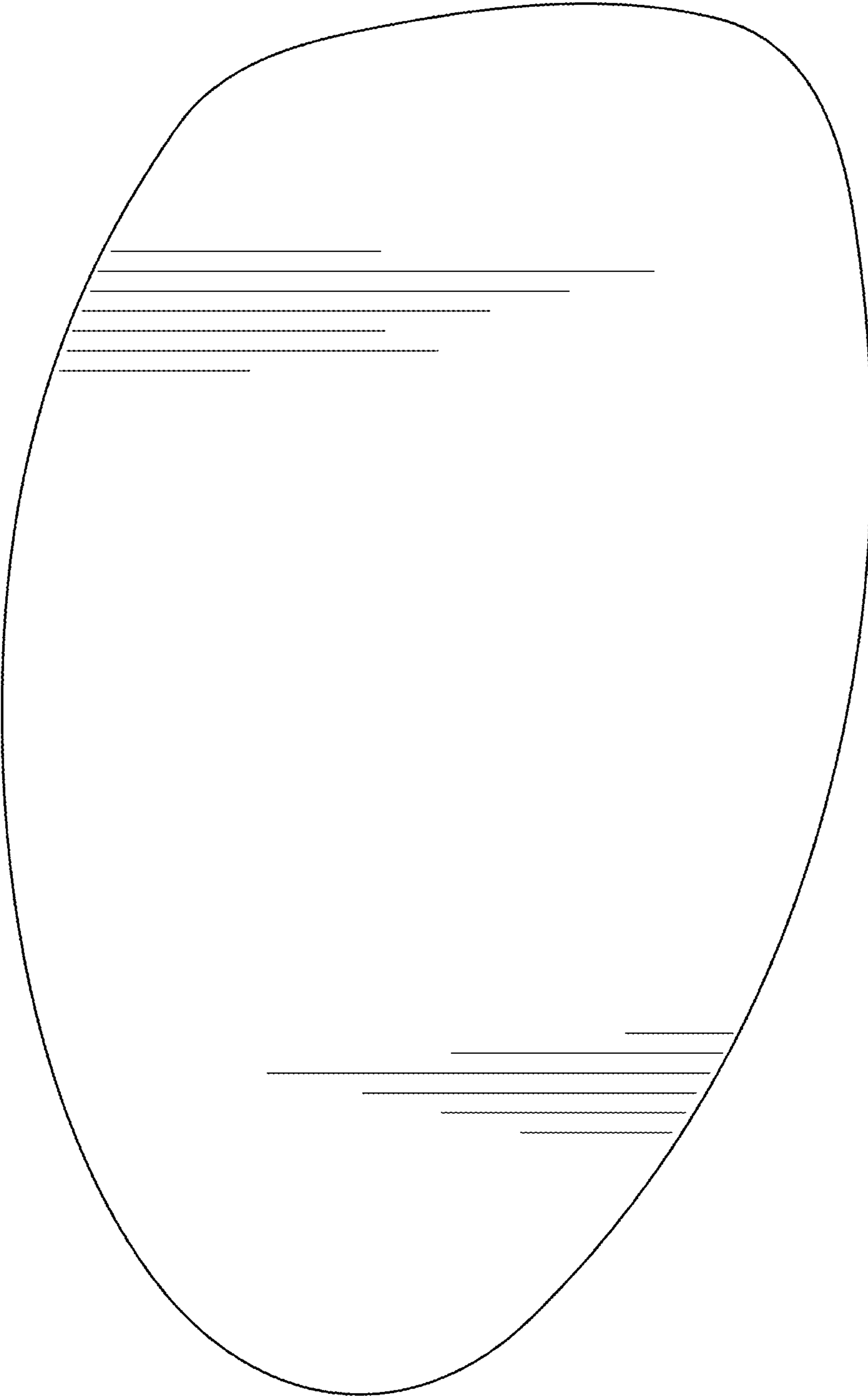


FIG. 7

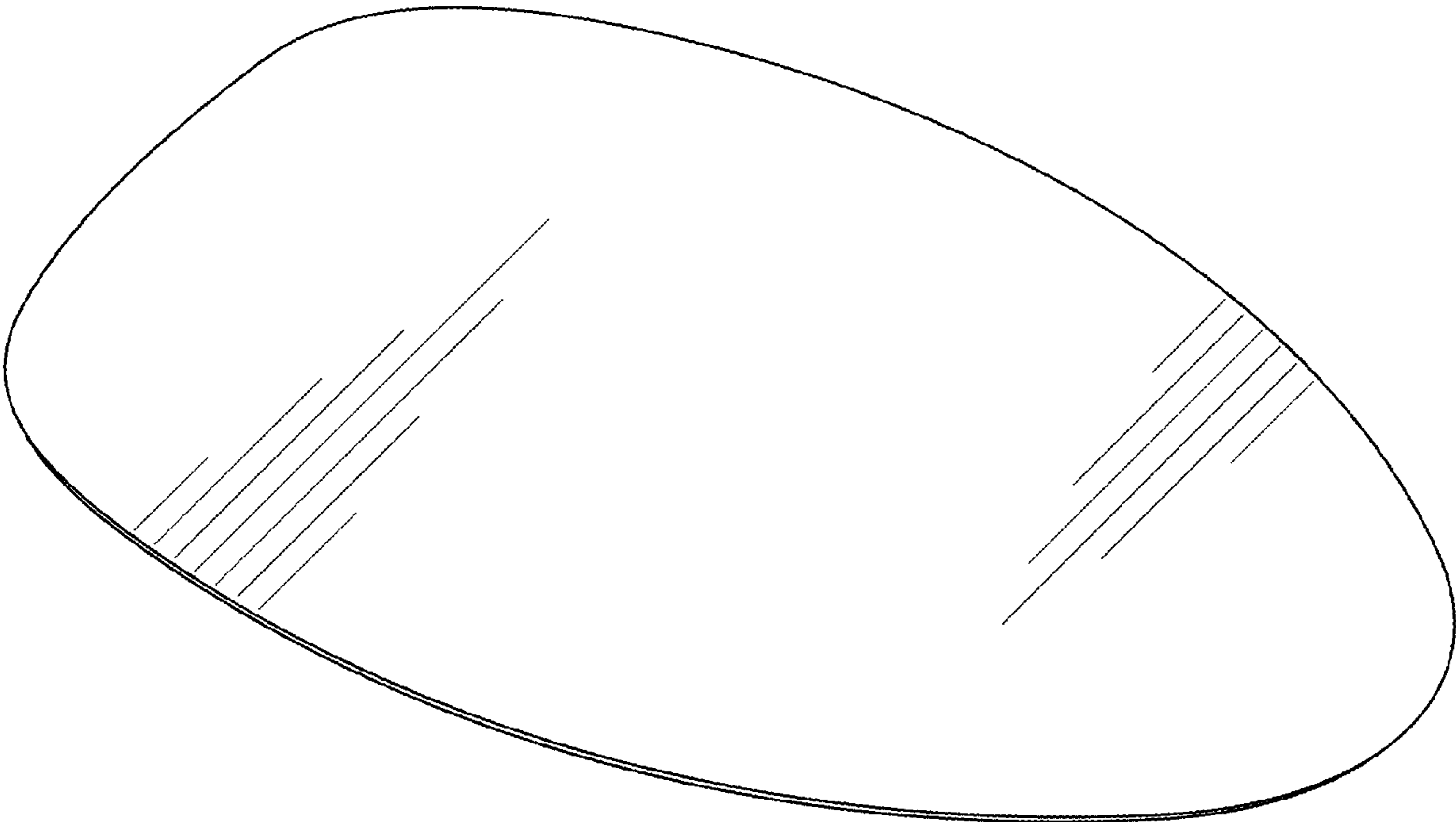


FIG. 8