



US00D959122S

(12) **United States Design Patent** (10) **Patent No.:** **US D959,122 S**
Teteriatnikov (45) **Date of Patent:** **** Aug. 2, 2022**

- (54) **SHOE OUTSOLE BOTTOM**
- (71) Applicant: **Skechers U.S.A., Inc. II**, Manhattan Beach, CA (US)
- (72) Inventor: **Savva Teteriatnikov**, Venice, CA (US)
- (73) Assignee: **Skechers U.S.A., Inc. II**, Manhattan Beach, CA (US)
- (**) Term: **15 Years**
- (21) Appl. No.: **29/783,596**
- (22) Filed: **May 13, 2021**

Related U.S. Application Data

- (62) Division of application No. 29/749,234, filed on Sep. 30, 2020, now Pat. No. Des. 923,309.
- (51) **LOC (13) Cl.** **02-04**
- (52) **U.S. Cl.**
USPC **D2/960; D2/951; D2/953**
- (58) **Field of Classification Search**
USPC D2/902, 906, 908, 916, 918, 925, D2/946-962, 977; 36/3 B, 22 R, 24.5, 36/25 R, 28, 32 R, 34 R, 59 C, 67 A, 103
CPC A43B 13/00; A43B 13/02; A43B 13/023; A43B 13/026; A43B 13/04; A43B 13/08; A43B 13/10; A43B 13/12; A43B 13/14; A43B 13/141; A43B 13/143; A43B 13/16; A43B 13/18; A43B 13/181; A43B 13/187; A43B 13/189; A43B 13/20; A43B 13/22; A43B 13/223; A43B 13/24; A43B 13/28; A43B 13/30; A43B 13/32; A43B 13/34; A43B 13/36
See application file for complete search history.

(56) **References Cited**

U.S. PATENT DOCUMENTS

- D113,890 S * 3/1939 Cowen D2/954
- D266,287 S * 9/1982 Blissett D2/960

- D287,186 S 12/1986 Sironi
- D294,537 S 3/1988 Le
- D439,032 S * 3/2001 Kung D2/954
- D470,297 S * 2/2003 Wilson D2/960
- D506,306 S * 6/2005 Teague D2/960
- D588,791 S * 3/2009 Nelson D2/951
- D611,692 S 3/2010 Bizzo
- D640,863 S 7/2011 Raysse
- D643,602 S 8/2011 Teteriatnikov
- D649,754 S 12/2011 Callahan et al.
- D730,035 S 5/2015 Henderson
- D732,810 S 6/2015 Healy et al.
- D748,386 S 2/2016 Henderson et al.
- D762,958 S * 8/2016 Sars D2/951
- D804,159 S 12/2017 Allemann et al.
- D813,503 S 3/2018 Brunner
- D813,504 S 3/2018 Brunner
- D816,308 S 5/2018 Boys et al.

(Continued)

Primary Examiner — T Chase Nelson
(74) *Attorney, Agent, or Firm* — Marshall A. Lerner; Steven J. Kim; Kleinberg & Lerner, LLP

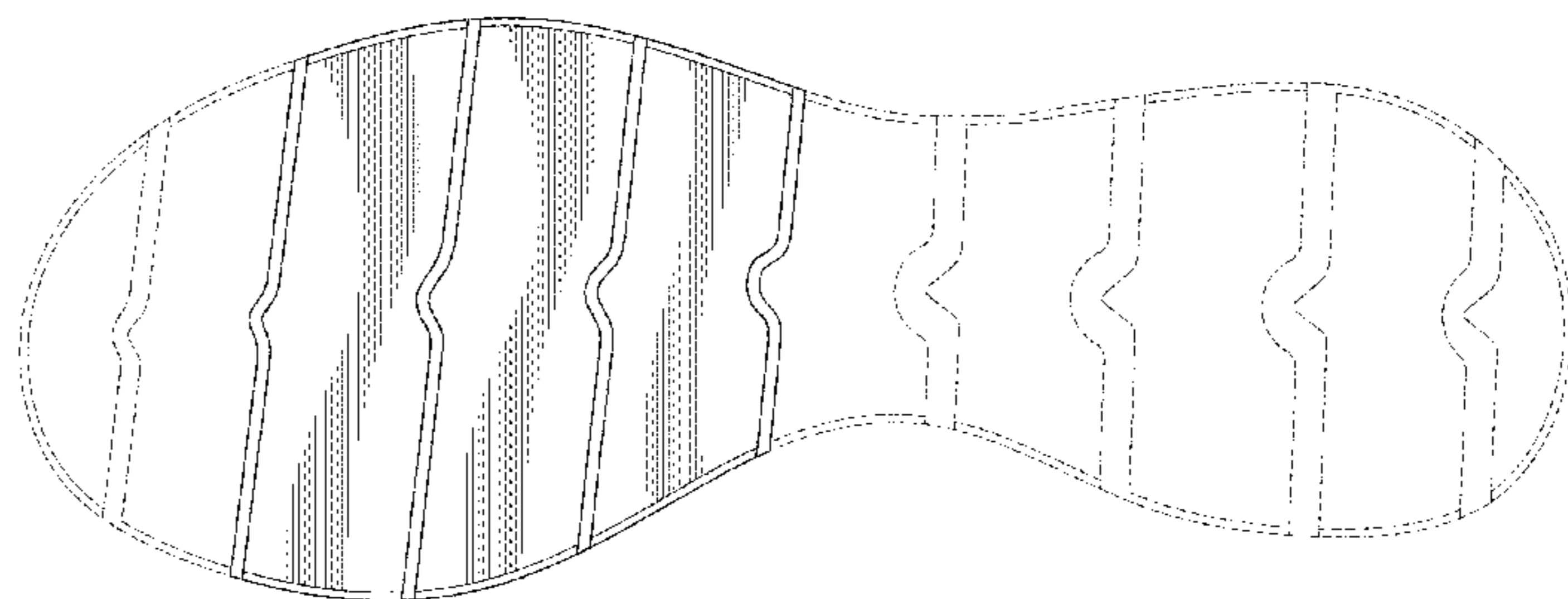
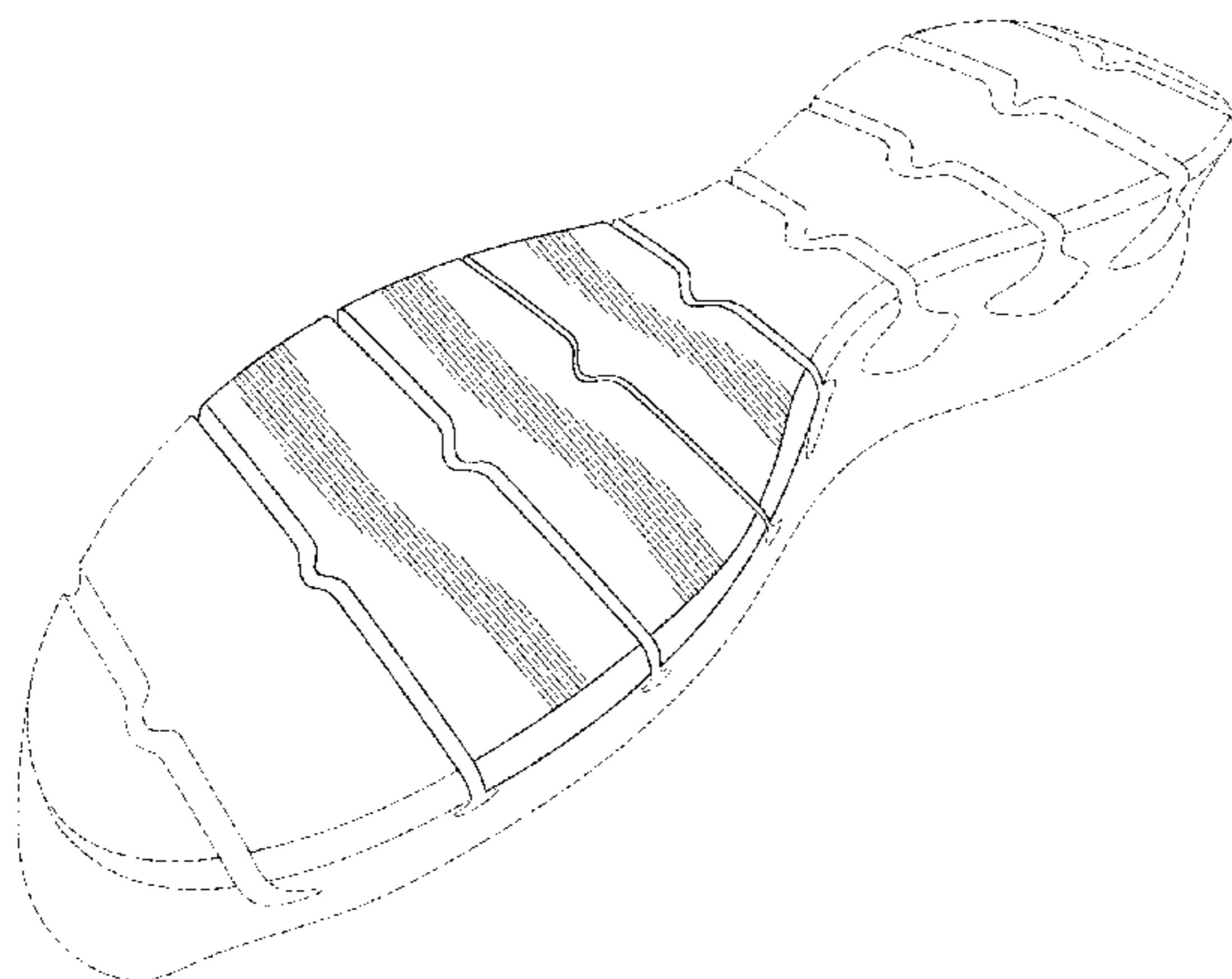
(57) **CLAIM**

The ornamental design for a shoe outsole bottom, as shown and described.

DESCRIPTION

FIG. 1 is a perspective view of a shoe outsole bottom in accordance with my new design.
FIG. 2 is a left side view thereof;
FIG. 3 is a right side view thereof;
FIG. 4 is a top plan view thereof;
FIG. 5 is a bottom plan view thereof;
FIG. 6 is a front elevation view thereof; and,
FIG. 7 is a rear elevation view thereof.
The broken lines shown in the drawings represent portions of the shoe upper, midsole periphery, and outsole bottom that form no part of the claimed design.

1 Claim, 6 Drawing Sheets



(56)

References Cited

U.S. PATENT DOCUMENTS

D831,319 S	*	10/2018	Vasyli	D2/947	D909,028 S		2/2021	Beaver	
D845,598 S		4/2019	Loveder et al.		D910,985 S	*	2/2021	Head	D2/947
D848,722 S	*	5/2019	Ruark	D2/951	D912,377 S	*	3/2021	McKenzie	D2/947
D851,885 S		6/2019	Sebastian		D912,384 S	*	3/2021	Beaver	D2/947
D858,045 S		9/2019	Tæstensen		D912,946 S	*	3/2021	Felloni	D2/908
D858,056 S		9/2019	Tæstensen		D916,445 S	*	4/2021	Vella	D2/947
D859,798 S		9/2019	Healy et al.		D917,141 S	*	4/2021	Radabaugh	D2/947
D862,061 S		10/2019	Wilkinson		D917,851 S	*	5/2021	Holmes	D2/951
D887,682 S		6/2020	Sogorb		D917,852 S	*	5/2021	Holmes	D2/951
D889,092 S		7/2020	Verfl et al.		D917,855 S	*	5/2021	Maulid	D2/947
D889,093 S		7/2020	Verfl et al.		D918,544 S	*	5/2021	Tran	D2/947
D897,652 S		10/2020	Wilkinson		D920,648 S	*	6/2021	Little	D2/951
D900,444 S		11/2020	Brunner		D922,046 S	*	6/2021	Durflinger	D2/951
D903,248 S		12/2020	Verfl et al.		D922,743 S	*	6/2021	Hardman	D2/977
D903,264 S		12/2020	Beaver		D923,309 S	*	6/2021	Teteriatnikov	D2/951
D903,265 S		12/2020	Beaver		D928,481 S	*	8/2021	Teteriatnikov	D2/947
D903,266 S		12/2020	Fontaine		D932,747 S	*	10/2021	Mokos	D2/960
D903,267 S		12/2020	Fontaine		D935,143 S	*	11/2021	Whittington	D2/939
					D936,345 S	*	11/2021	Chang	D2/947
					D936,346 S	*	11/2021	Chang	D2/947

* cited by examiner

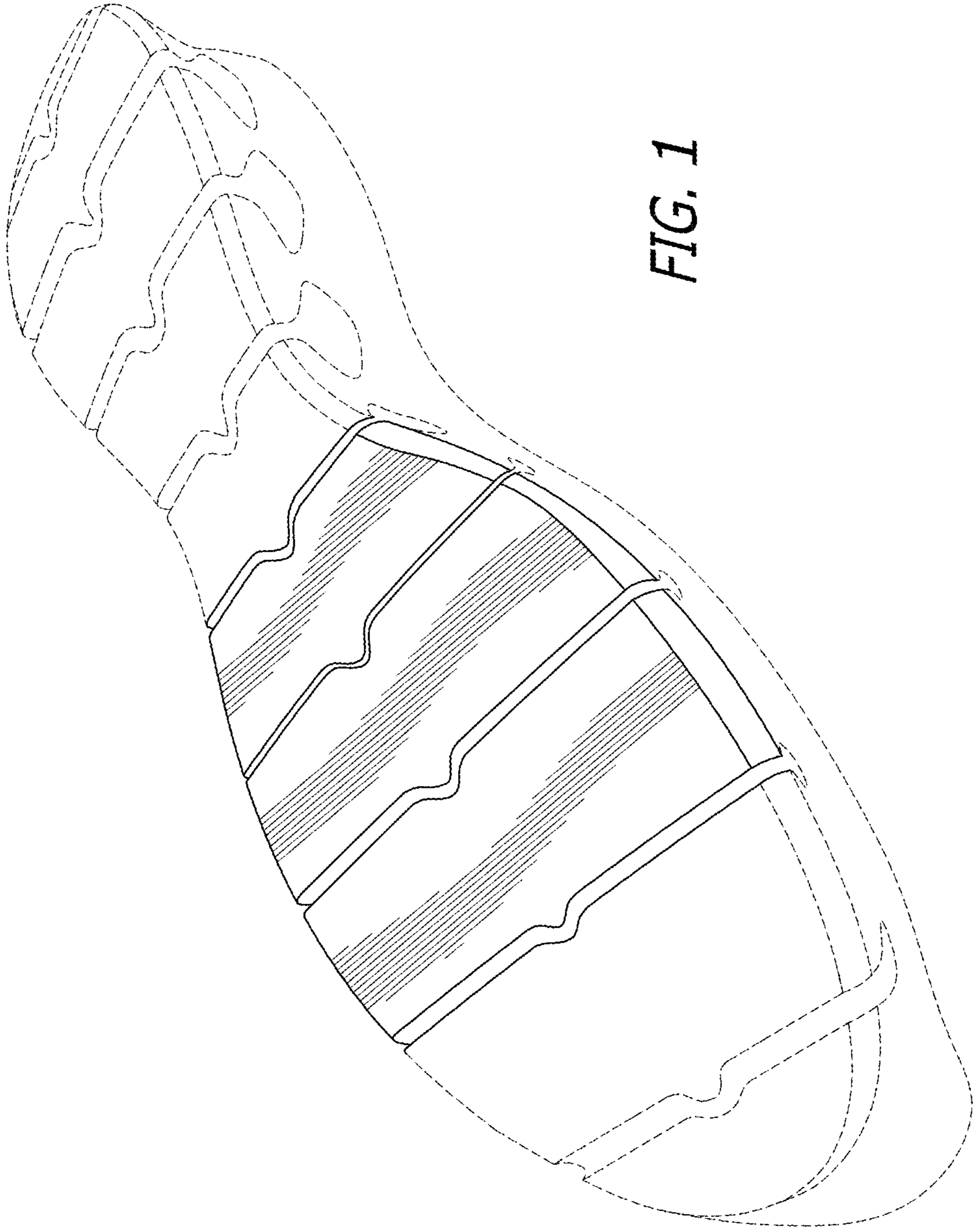


FIG. 1




FIG. 2

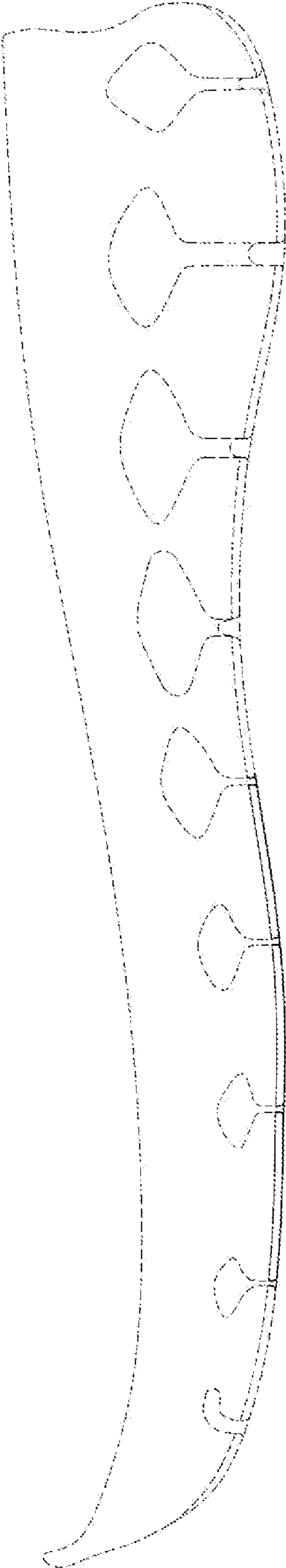


FIG. 3

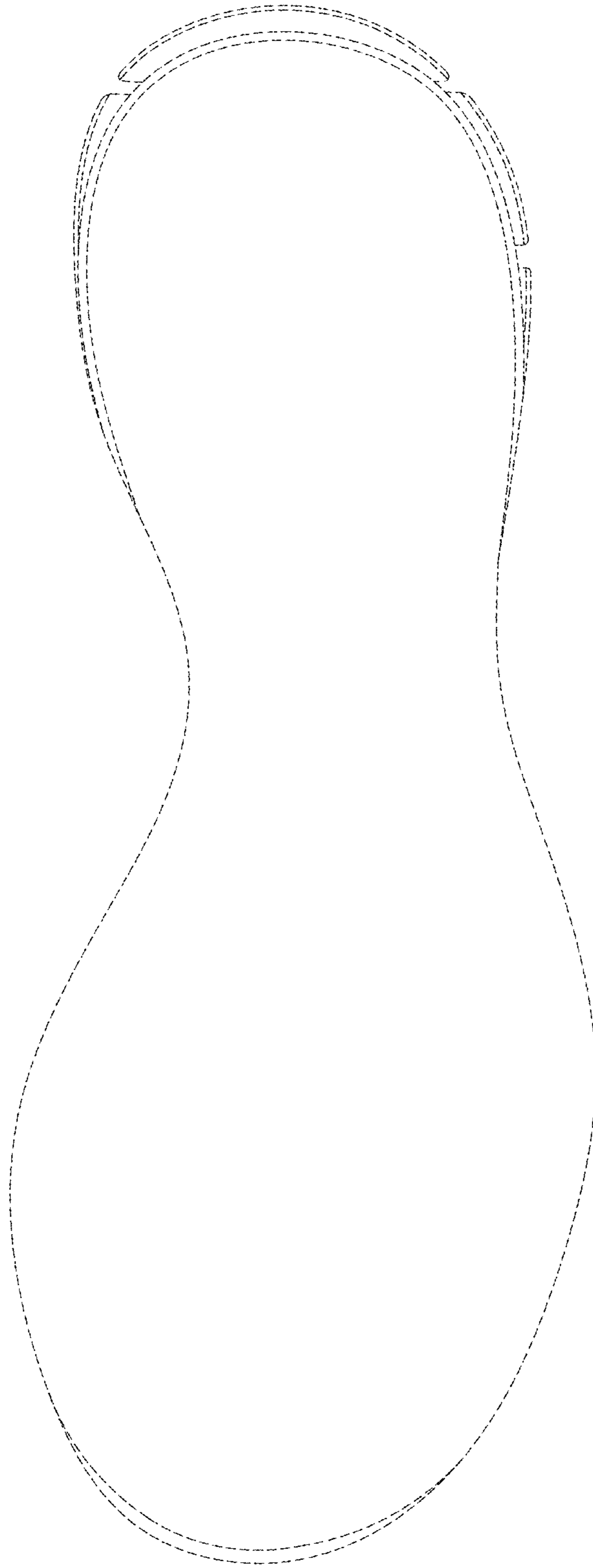


FIG. 4

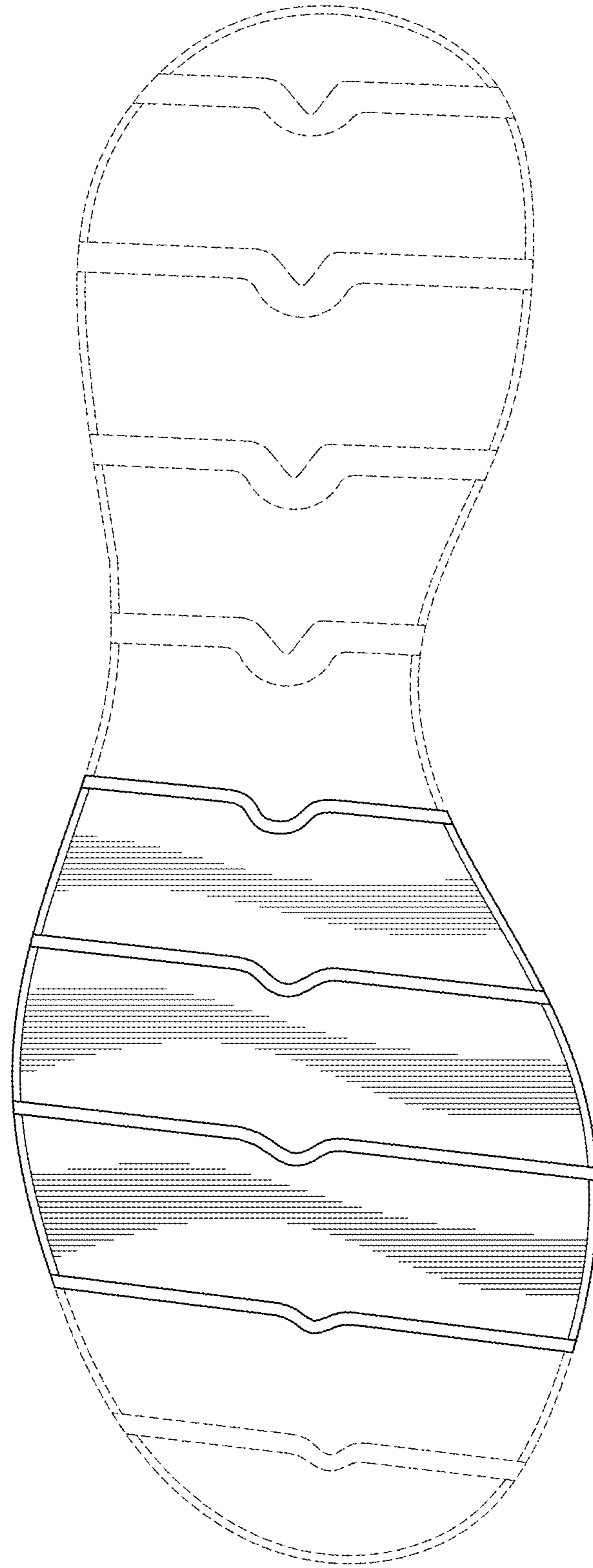


FIG. 5




FIG. 7

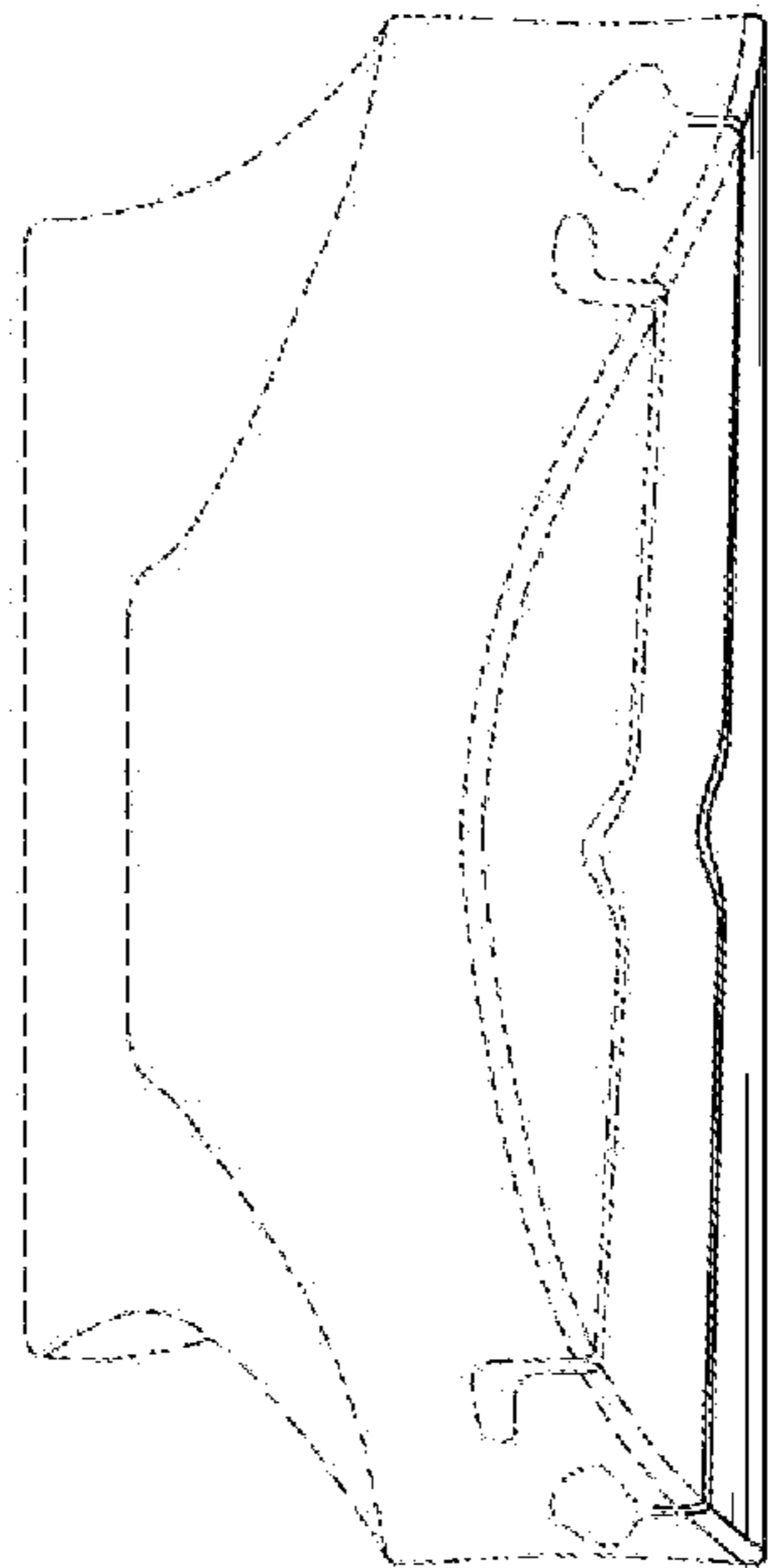


FIG. 6