



US00D959102S

(12) **United States Design Patent**
Liu

(10) **Patent No.:** **US D959,102 S**

(45) **Date of Patent:** **** Aug. 2, 2022**

(54) **FLIP FLOP**

(71) Applicant: **Delin Liu**, Fuzhou (CN)

(72) Inventor: **Delin Liu**, Fuzhou (CN)

(**) Term: **15 Years**

(21) Appl. No.: **29/781,834**

(22) Filed: **Apr. 30, 2021**

(51) **LOC (13) Cl.** **02-04**

(52) **U.S. Cl.**
USPC **D2/917; D2/959**

(58) **Field of Classification Search**
USPC D2/896–898, 900, 906, 916–919, 945,
D2/951, 953, 959, 961
CPC A43B 3/108; A43B 17/00; A43B 3/12;
A43B 3/10

See application file for complete search history.

(56) **References Cited**

U.S. PATENT DOCUMENTS

D254,521 S *	3/1980	Katz	D2/917
D424,793 S *	5/2000	Lubart	D2/951
D427,758 S *	7/2000	Schneider	D2/951
D439,395 S *	3/2001	Oberg	D2/960
D442,357 S *	5/2001	Burt	D2/947
D489,517 S *	5/2004	Comeau	D2/917
D494,344 S *	8/2004	Leong	D2/917
D566,499 S	4/2008	Welch		
D642,772 S	8/2011	Tonkel et al.		
D643,188 S	8/2011	Tonkel et al.		
D650,159 S *	12/2011	Avar	D2/951
D661,067 S *	6/2012	Panariello, Jr.	D2/917
D661,473 S *	6/2012	Panariello, Jr.	D2/917

D716,530 S	11/2014	Walker, Jr.		
D722,423 S *	2/2015	Jones	D2/917
D762,356 S	8/2016	Dos Santos		
D772,542 S	11/2016	Grymes		
D774,735 S	12/2016	Grymes		
D794,924 S *	8/2017	Bailey	D2/917
D882,218 S	4/2020	Bernfeld		
D886,221 S	6/2020	Doiron et al.		
D886,420 S	6/2020	Grymes		
D928,472 S *	8/2021	Chen	D2/916

* cited by examiner

Primary Examiner — Rashida C. Walshon

(74) *Attorney, Agent, or Firm* — Law Offices of Steven W. Weinrieb

(57) **CLAIM**

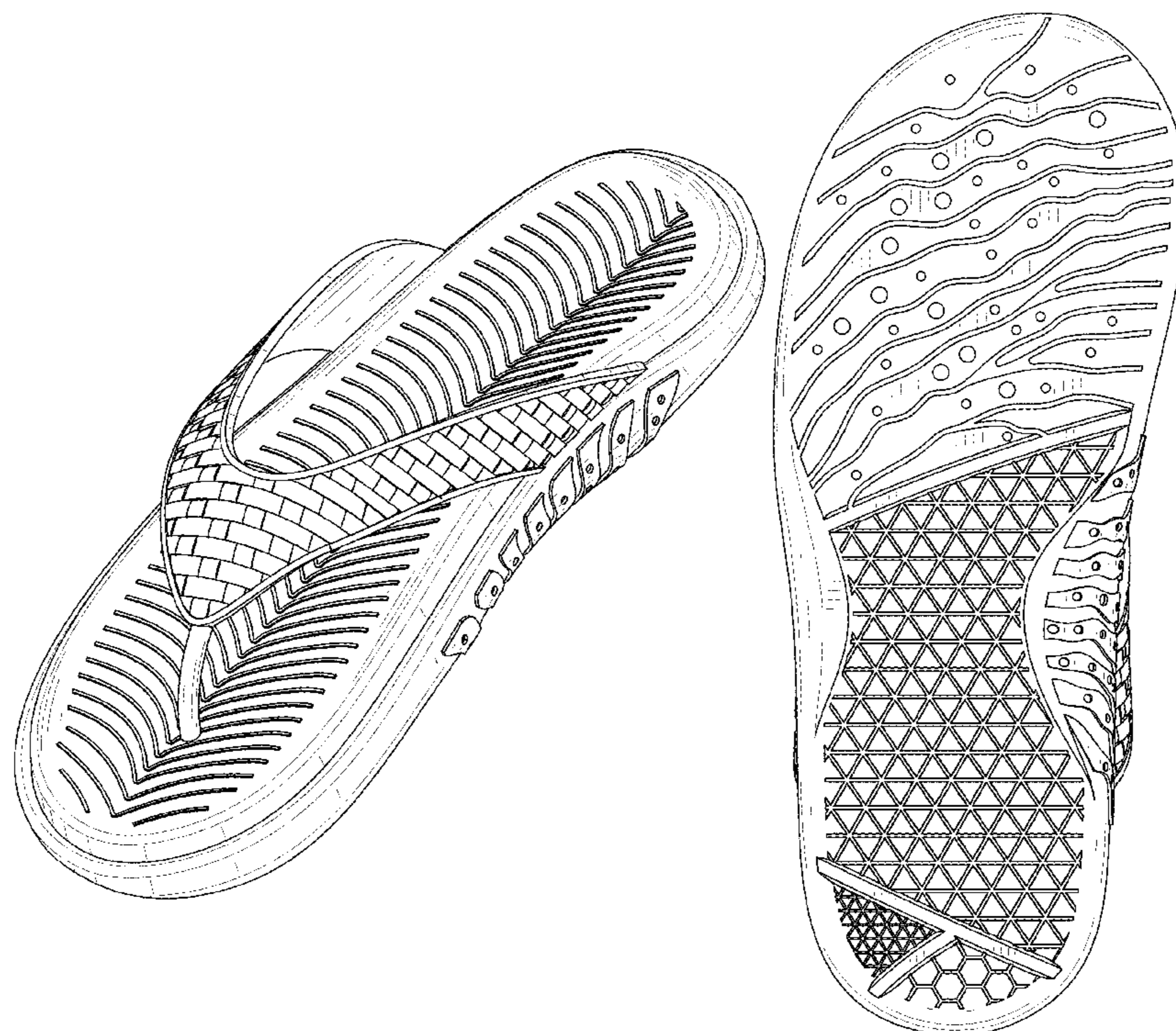
The ornamental design for a flip flop, as shown and described.

DESCRIPTION

FIG. 1 is a front, left side, top perspective view of a flip flop showing my new design;
FIG. 2 is a rear, right side, bottom perspective view thereof;
FIG. 3 is a top view thereof;
FIG. 4 is a bottom plan view thereof;
FIG. 5 is a left side elevational view thereof;
FIG. 6 is a right side elevational view thereof;
FIG. 7 is a front elevational view thereof; and,
FIG. 8 is a rear elevational view thereof.

The broken lines depict portions of the flip flop that form no part of the claimed design.

1 Claim, 8 Drawing Sheets






FIG.1




FIG.2

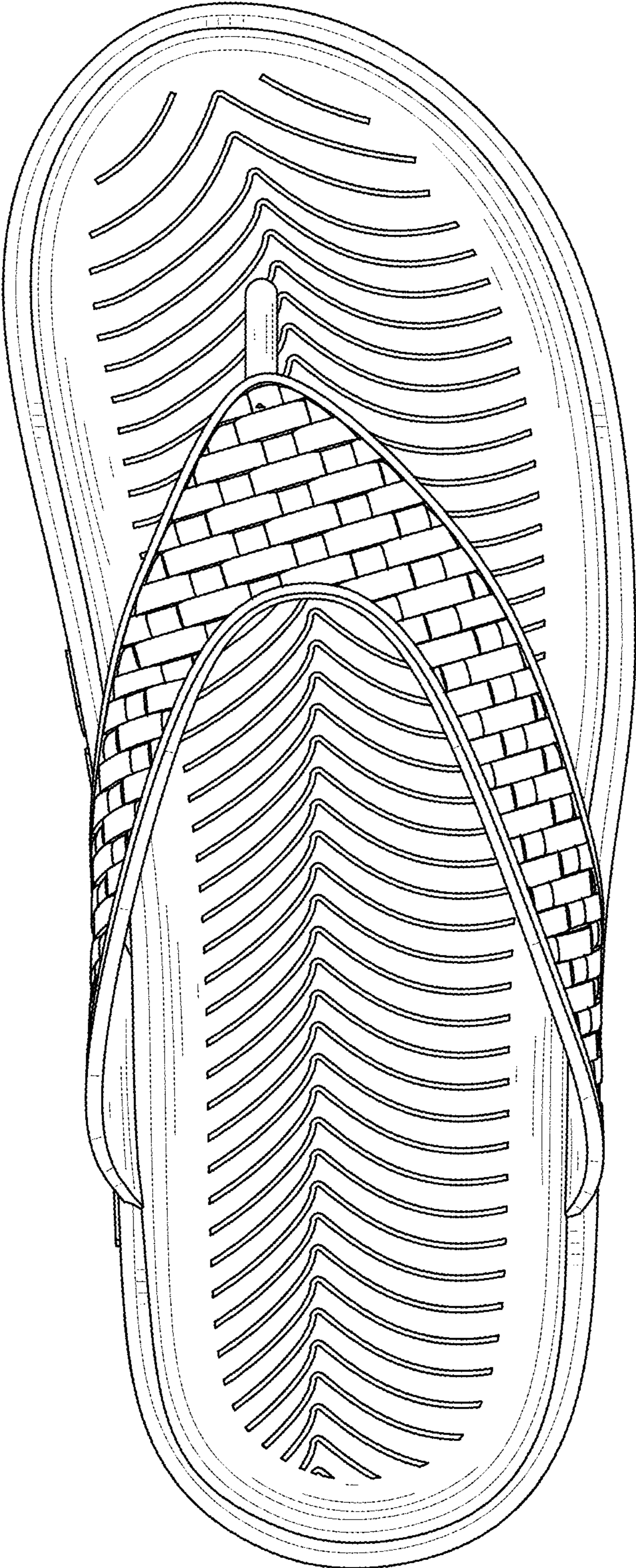


FIG.3

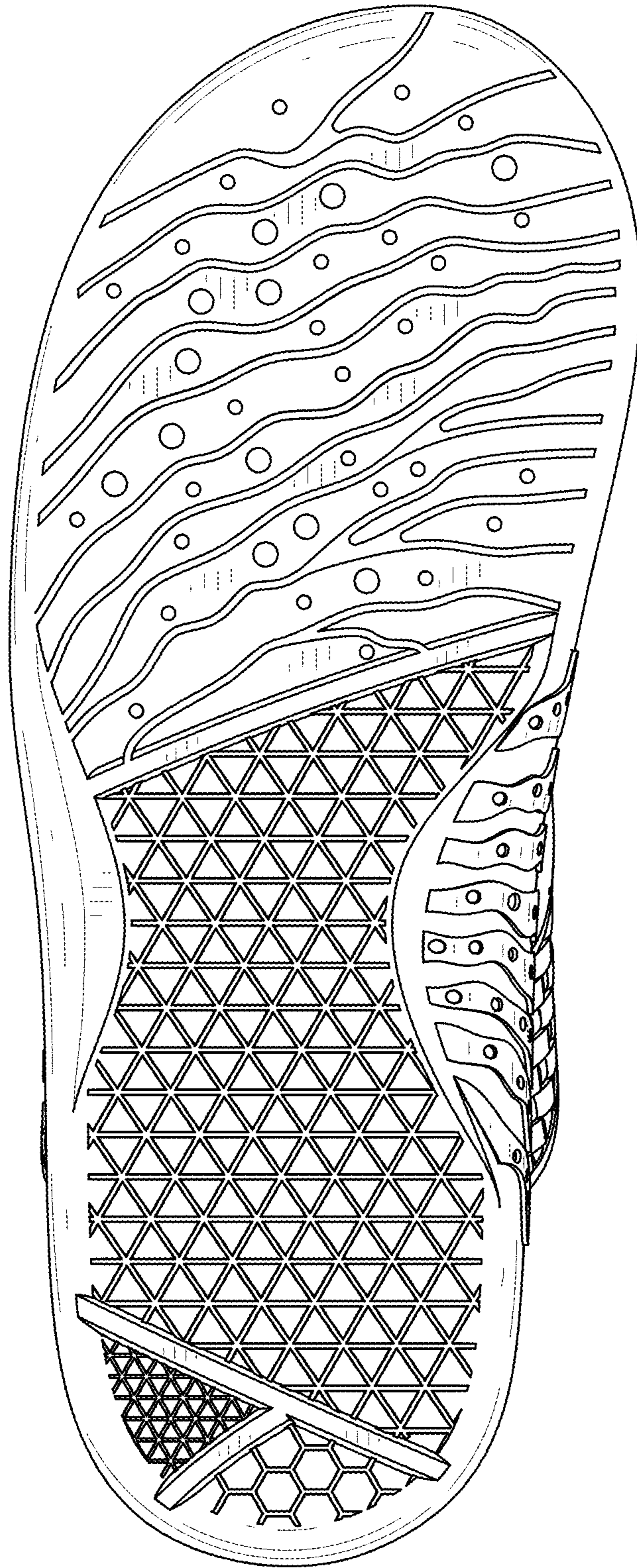


FIG.4

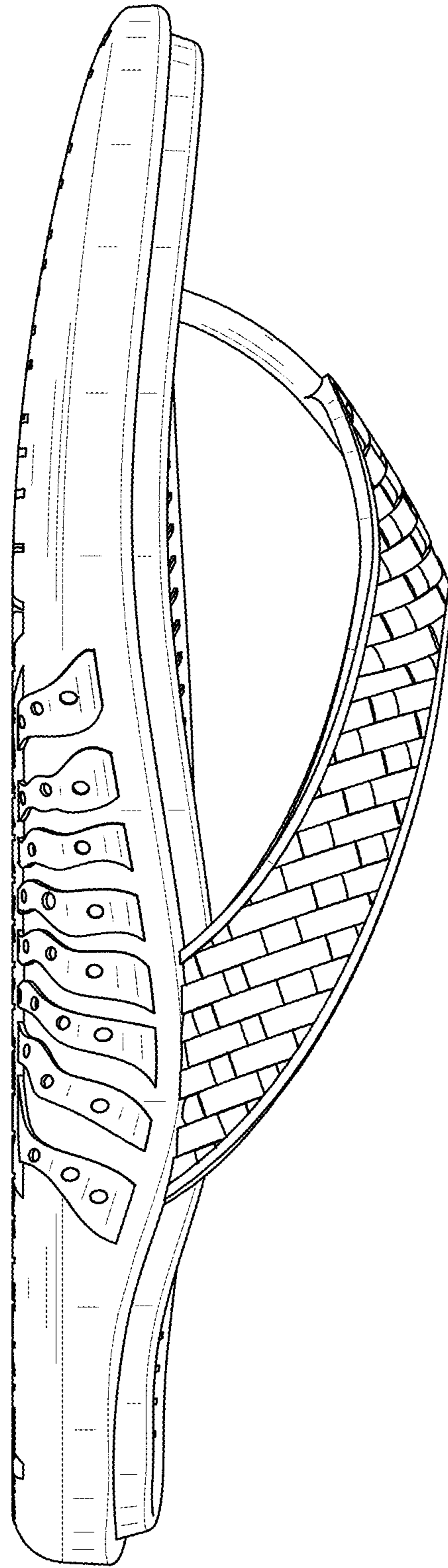


FIG.5

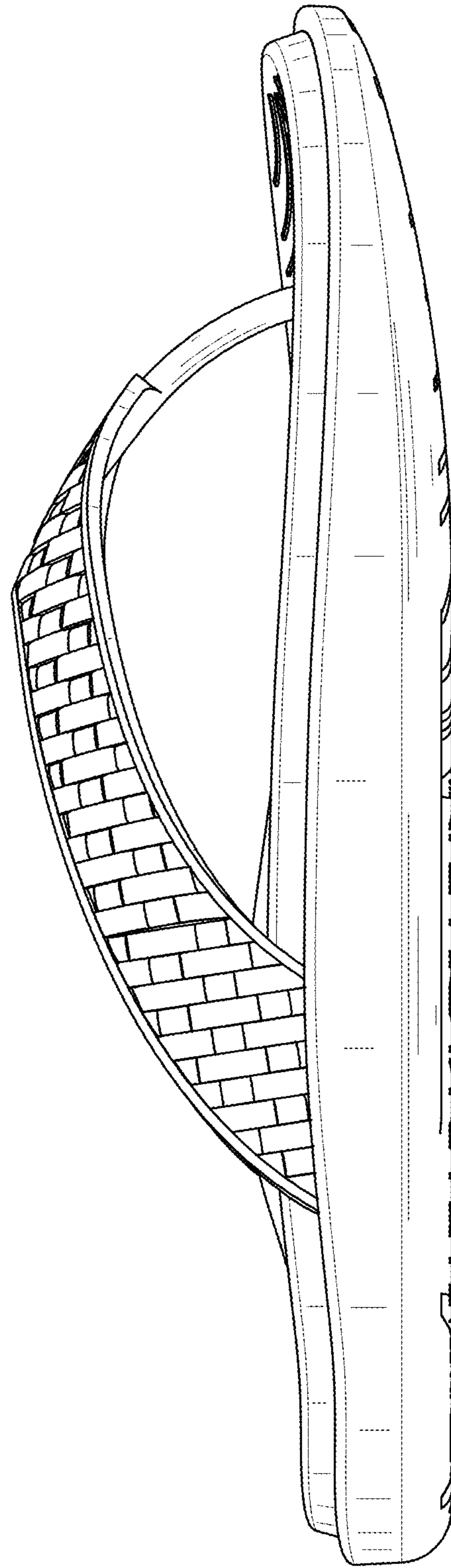


FIG.6

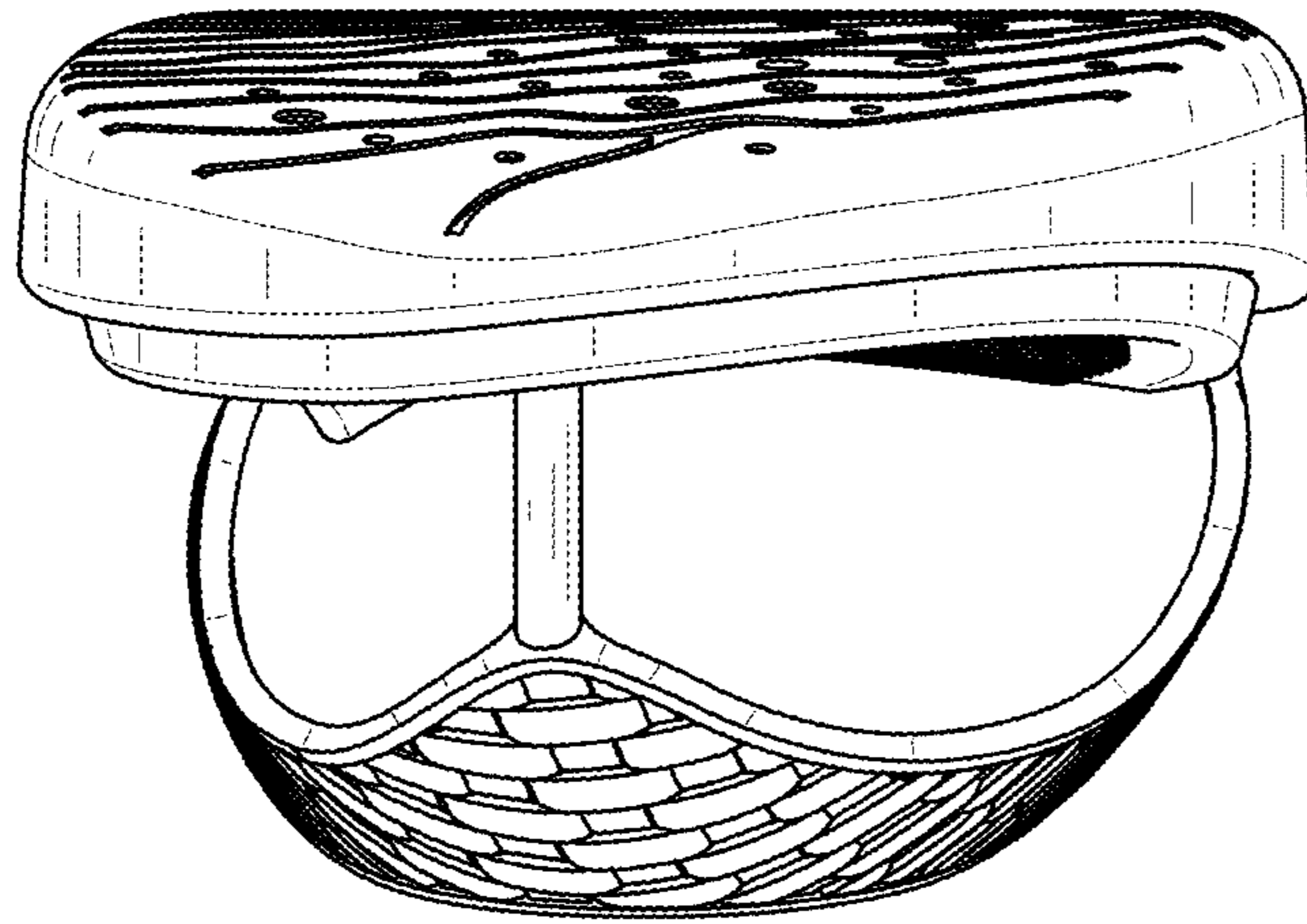


FIG.7

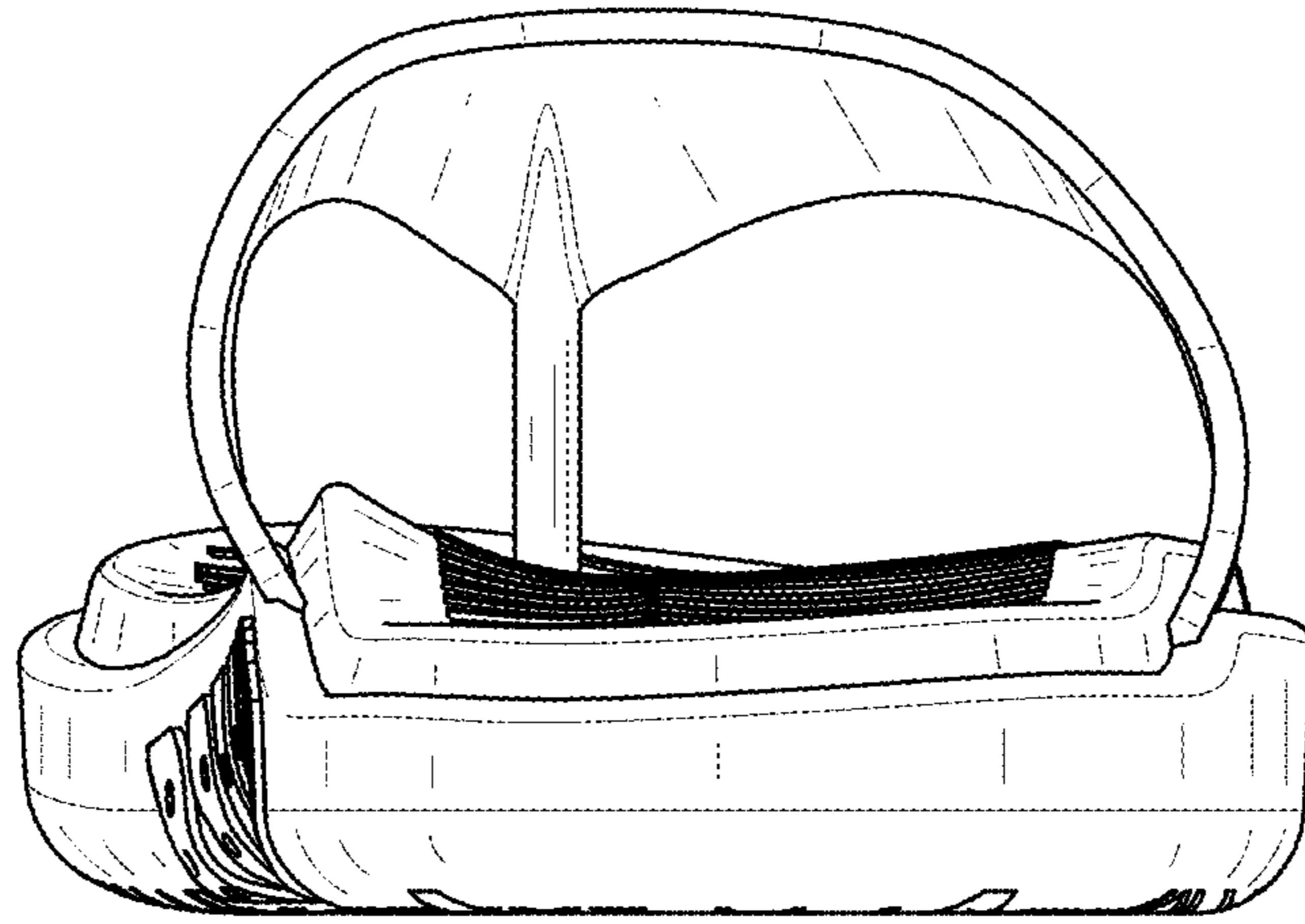


FIG.8