



US00D959083S

(12) **United States Design Patent**
Han

(10) **Patent No.:** **US D959,083 S**

(45) **Date of Patent:** **** Jul. 26, 2022**

- (54) **NESTING, DISH DRYING RACK**
- (71) Applicant: **Hongyuan Han**, New Vernon, NJ (US)
- (72) Inventor: **Hongyuan Han**, New Vernon, NJ (US)
- (**) Term: **15 Years**
- (21) Appl. No.: **29/716,136**
- (22) Filed: **Dec. 6, 2019**
- (51) **LOC (13) Cl.** **07-05**
- (52) **U.S. Cl.**
USPC **D32/55**
- (58) **Field of Classification Search**
USPC D32/55, 276, 3; D6/510, 525; D30/133;
211/41.5, 41.4, 41.3, 41.8; 361/679.4;
312/311, 333, 334.4; D7/354, 629
CPC A47J 47/20; A47J 2201/00; A47J 47/00;
B65D 35/02; B65D 35/22; B65D 35/56
See application file for complete search history.

(56) **References Cited**

U.S. PATENT DOCUMENTS

D599,067 S *	8/2009	Yang	D32/55
D599,069 S *	8/2009	Curtin	D32/55
D601,768 S *	10/2009	Moon	D32/53.1
D647,678 S *	10/2011	Yang	D32/55
D667,190 S *	9/2012	Miller	D32/55
D677,443 S *	3/2013	Urdaneta	D32/55
D690,069 S *	9/2013	Sofy	D32/55
D714,508 S *	9/2014	Joy	D32/55
D766,530 S *	9/2016	Kent	D32/55
D783,216 S *	4/2017	Huang	D32/55
D822,929 S *	7/2018	Kim	D32/55
D919,218 S *	5/2021	Asis	D32/55
D921,318 S *	6/2021	Ling	D32/55

* cited by examiner

Primary Examiner — Austin Murphy
(74) *Attorney, Agent, or Firm* — Preti Flaherty Beliveau & Pachios LLP



(57) **CLAIM**

The ornamental design for nesting, dish drying rack, as shown and described.

DESCRIPTION

FIG. 1 is a right side view of a nesting, dish drying rack with a baseboard extension in an extended position showing my new design, the left side view being a mirror image thereof; FIG. 2 is a right side view of the nesting, dish drying rack of FIG. 1 with the baseboard extension in a retracted position, the left side view being a mirror image thereof; FIG. 3 is a rear view of the nesting, dish drying rack of FIG. 1; FIG. 4 is a top plan view of the nesting, dish drying rack of FIG. 1; FIG. 5 is a top perspective view of the nesting, dish drying rack of FIG. 1; FIG. 6 is a bottom perspective view of the nesting, dish drying rack of FIG. 1 with the baseboard extension in the extended position; FIG. 7 is a bottom perspective view of the nesting, dish drying rack of FIG. 1 with the baseboard extension in the retracted position; FIG. 8 is a magnified bottom view of a handle portion of FIG. 7 of the nesting, dish drying rack; and, FIG. 9 is a right side view of a nested stack of three of the nesting, dish drying rack of FIG. 1.

1 Claim, 5 Drawing Sheets






Fig. 1




Fig. 2




Fig. 3




Fig. 4




Fig. 5




Fig. 6




Fig. 7




Fig. 8




Fig. 9