



US00D959079S

(12) **United States Design Patent** (10) **Patent No.:** **US D959,079 S**
Williams, Jr. (45) **Date of Patent:** **** Jul. 26, 2022**

(54) **HANDHELD SQUEEGEE**
(71) Applicant: **Robert D. Williams, Jr.**, Bowdon, GA (US)
(72) Inventor: **Robert D. Williams, Jr.**, Bowdon, GA (US)

D846,216 S * 4/2019 Hamilton D32/40
D860,564 S * 9/2019 Cavero D32/41
D866,107 S * 11/2019 Mendez D32/40
D935,715 S * 11/2021 Davenport D32/40
2002/0166191 A1* 11/2002 Josal B44D 3/162
15/236.02
2013/0082473 A1* 4/2013 Holcomb A47J 43/288
294/176

(**) Term: **15 Years**

FOREIGN PATENT DOCUMENTS

(21) Appl. No.: **29/740,366**

JP D1422390 * 9/2011

(22) Filed: **Jul. 2, 2020**

OTHER PUBLICATIONS

(51) **LOC (13) Cl.** **07-05**

SYTASOO squeegee, Amazon reviews 2021, site visited Mar. 11, 2022, <https://www.amazon.com/SYTASOO-Squeegee-Triangle-Fine-Edge-Heart-Shaped/dp/B07RPGF628#customerReviews>.*

(52) **U.S. Cl.**

USPC **D32/41**

(58) **Field of Classification Search**

USPC D32/40-42, 46-49

CPC A47L 1/16; A47J 43/288

See application file for complete search history.

* cited by examiner

Primary Examiner — John R Yeh

(56) **References Cited**

(74) *Attorney, Agent, or Firm* — Gardner Groff & Greenwald, PC

U.S. PATENT DOCUMENTS

(57) **CLAIM**

D261,601 S * 11/1981 Kettlestrings D32/40
D276,564 S * 11/1984 Leininger D32/46
4,970,749 A * 11/1990 Priore A47L 1/16
15/245.1

The ornamental design for a handheld squeegee, as shown and described.

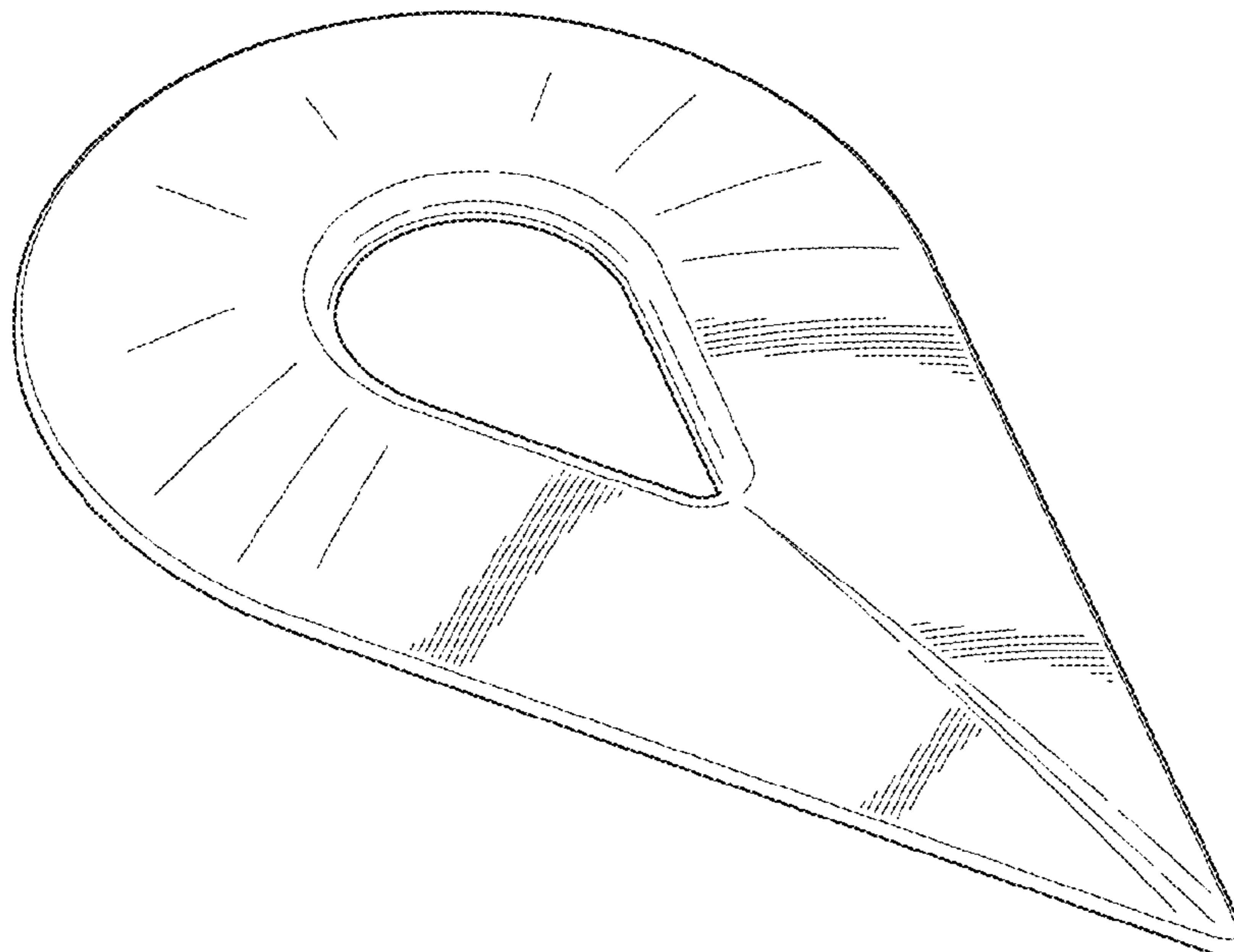
DESCRIPTION

D332,160 S * 12/1992 Kuzma D7/688
D345,638 S * 3/1994 Shames D32/41
D412,230 S * 7/1999 Schmidt D32/46
D431,976 S * 10/2000 Backstrom D7/688
D469,230 S * 1/2003 Libman D32/49
D500,184 S * 12/2004 Libman D32/41
D502,580 S * 3/2005 Williams D32/46
D545,518 S * 6/2007 Ayala D32/46
7,225,848 B2 * 6/2007 Williams B29C 63/0047
156/574

FIG. 1 is a front, top, side perspective view for a handheld squeegee according to my new design;
FIG. 2 is a front view thereof, the rear view being a mirror image thereof;
FIG. 3 is a first side view thereof;
FIG. 4 is a second side view thereof;
FIG. 5 is a top view thereof; and,
FIG. 6 is a bottom view thereof.

1 Claim, 3 Drawing Sheets

D586,877 S * 2/2009 Li D32/41
D681,344 S * 5/2013 Davis D4/138
D841,911 S * 2/2019 Hamilton D32/40
D843,075 S * 3/2019 Hamilton D32/40






FIG. 1




FIG. 2




FIG. 3



FIG. 4

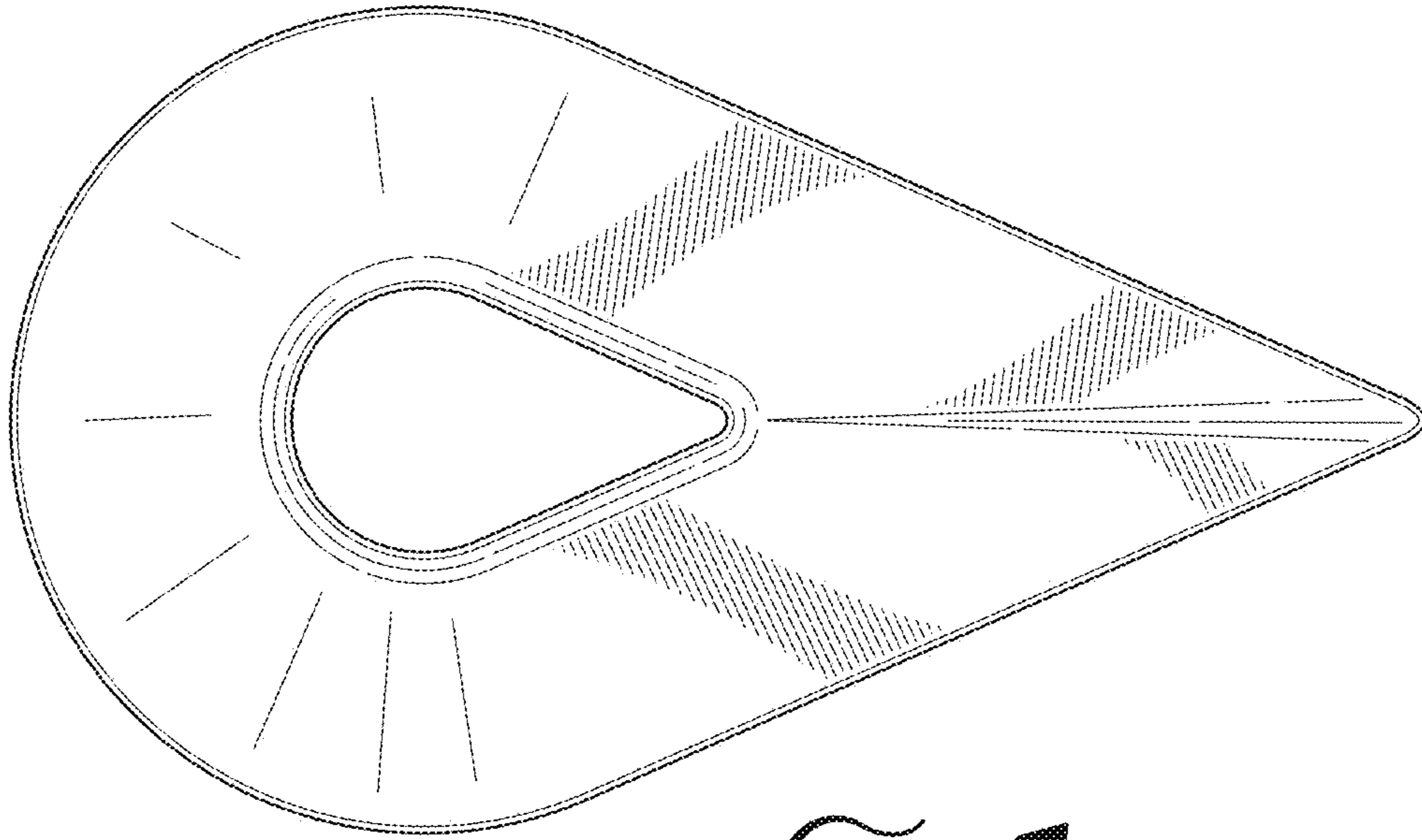


FIG. 5

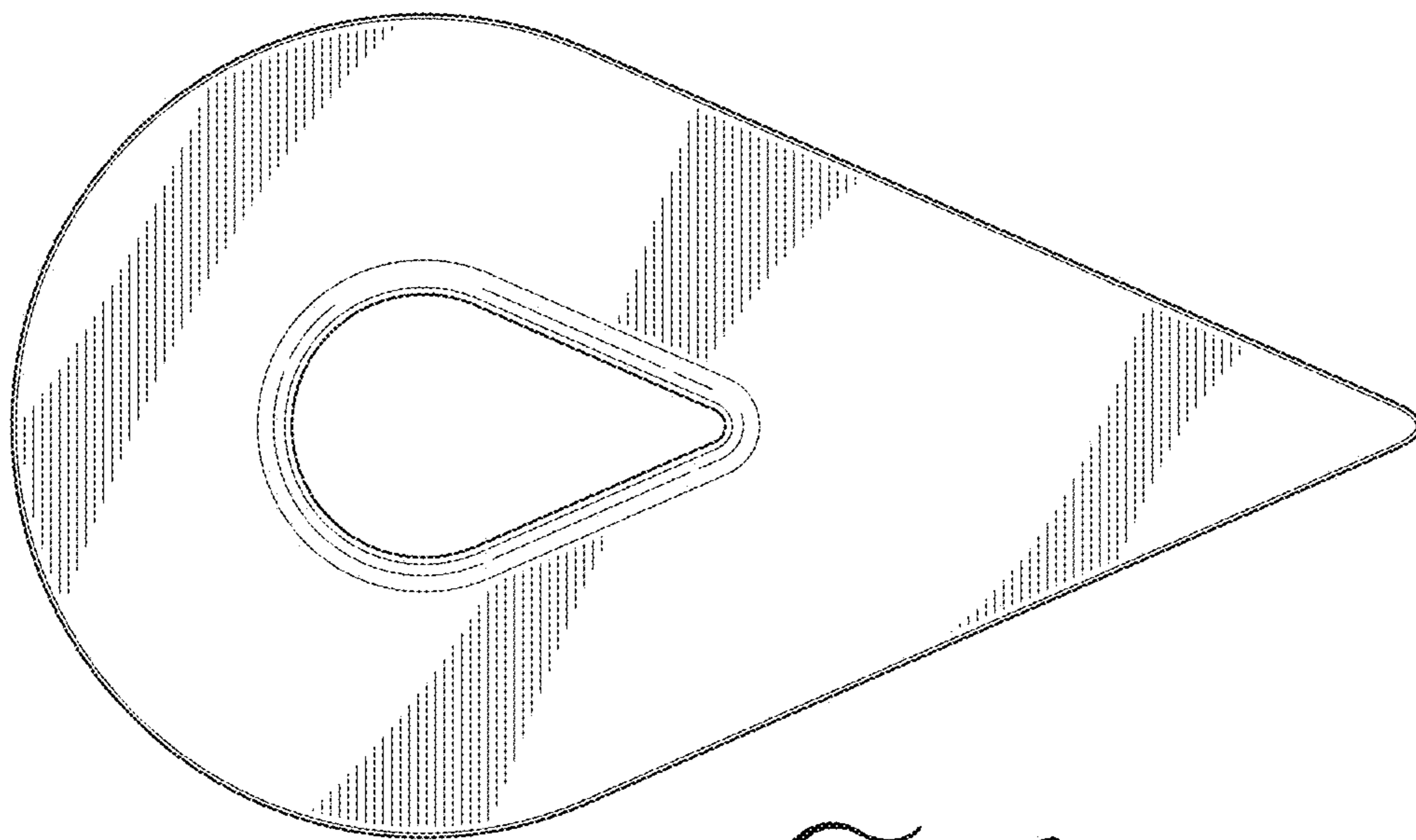


FIG. 6