



US00D959029S

(12) **United States Design Patent**
Karau

(10) **Patent No.:** **US D959,029 S**
(45) **Date of Patent:** **** Jul. 26, 2022**

- (54) **RANDOM LINEAR PAVING SLAB**
- (71) Applicant: **PAVESTONE, LLC**, Atlanta, GA (US)
- (72) Inventor: **William H. Karau**, Southlake, TX (US)
- (73) Assignee: **PAVESTONE, LLC**, Atlanta, GA (US)
- (**) Term: **15 Years**
- (21) Appl. No.: **29/796,274**
- (22) Filed: **Jun. 23, 2021**

2006/0107610 A1 5/2006 Boserio
 2011/0085856 A1* 4/2011 Ma E01C 11/225
 404/39
 2018/0051424 A1* 2/2018 Ulislam E01C 9/002

FOREIGN PATENT DOCUMENTS

AU 2003266855 5/2004
 CA 2899373 A1 9/2014
 JP 2006-233527 9/2006

* cited by examiner

Primary Examiner — Doris Clark

(74) *Attorney, Agent, or Firm* — Jackson Walker LLP;
Christopher J. Rourk

Related U.S. Application Data

- (62) Division of application No. 29/697,510, filed on Jul. 9, 2019, now Pat. No. Des. 928,986.
- (51) **LOC (13) Cl.** **25-01**
- (52) **U.S. Cl.**
USPC **D25/113**
- (58) **Field of Classification Search**
USPC D25/113
CPC E04F 13/165; E04F 13/185; E04F 13/147;
E04F 13/144; E04F 13/142; E04F 13/141;
E04F 13/123; E04F 13/105; E04F 13/14;
E01C 2201/00; E01C 2201/02; E01C
2201/06; E01C 2201/14; E01C 15/00;
E01C 5/02; E01C 5/04; E01C 5/06; E01C
5/065; E01C 5/00
See application file for complete search history.

(57) **CLAIM**

I claim, the ornamental design for a random linear paving slab, as shown and described.

DESCRIPTION

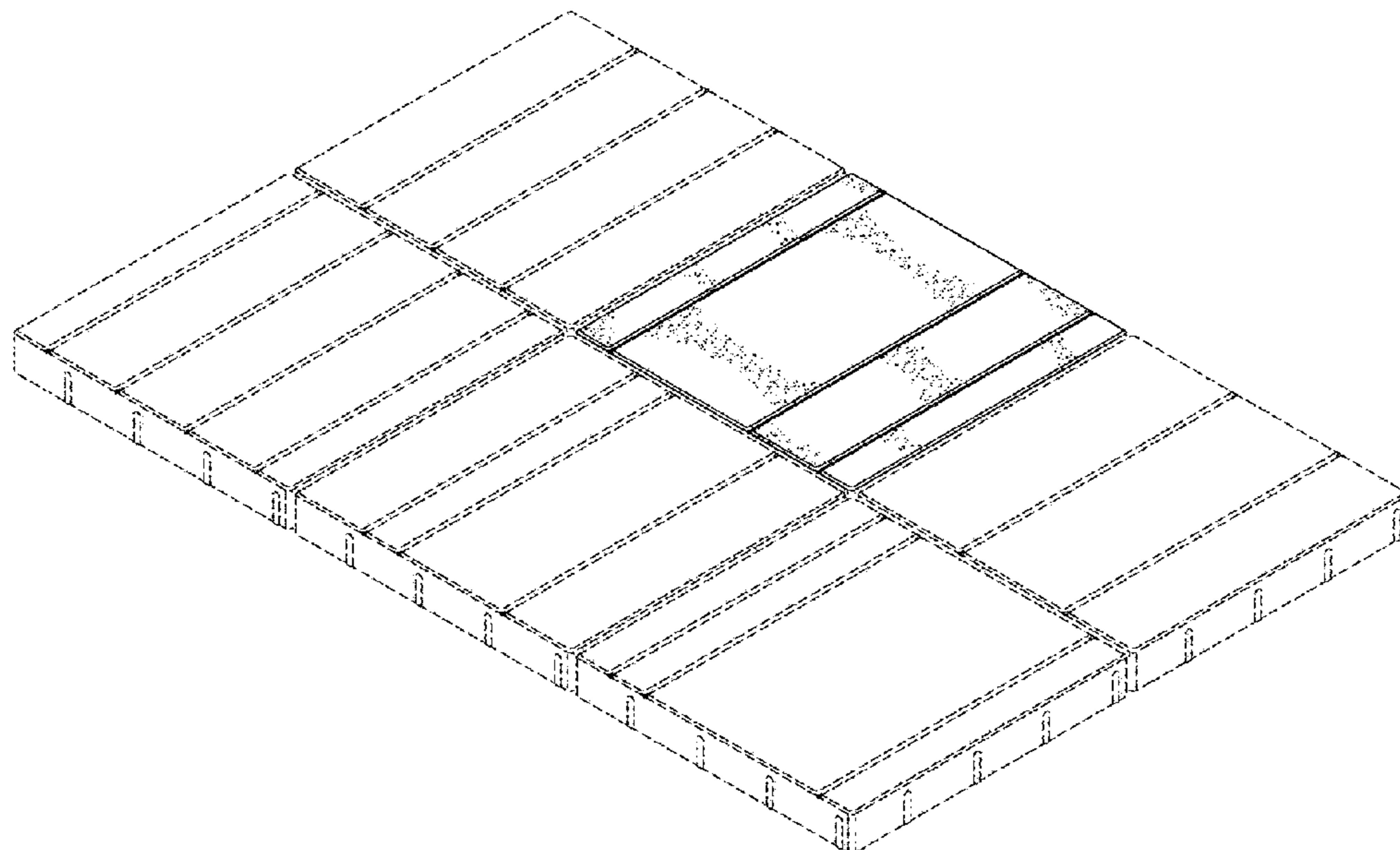
FIG. 1 shows a front perspective view of a random linear paving slab according to the present disclosure;
 FIG. 2 shows a front elevation view of the random linear paving slab illustrated in FIG. 1;
 FIG. 3 shows a rear elevation view of the random linear paving slab illustrated in FIG. 1;
 FIG. 4 shows a right side view of the random linear paving slab illustrated in FIG. 1;
 FIG. 5 shows a left side view of the random linear paving slab illustrated in FIG. 1;
 FIG. 6 shows a top view of the random linear paving slab illustrated in FIG. 1;
 FIG. 7 shows a bottom view of the random linear paving slab illustrated in FIG. 1; and,
 FIG. 8 shows an environmental view of the random linear paving slab illustrated in FIG. 1.
 The dashed broken lines are for illustrative purposes only and form no part of the claimed design.

(56) **References Cited**

U.S. PATENT DOCUMENTS

D346,667 S * 5/1994 Blomquist D25/113
 D515,711 S 2/2006 Anderson D25/113
 9,127,418 B2 9/2015 Bockes et al.
 9,951,527 B2 4/2018 Lundell E01C 5/16
 D829,931 S 10/2018 Eliason D25/113
 10,458,074 B1 10/2019 Dagesse E01C 5/003

1 Claim, 6 Drawing Sheets



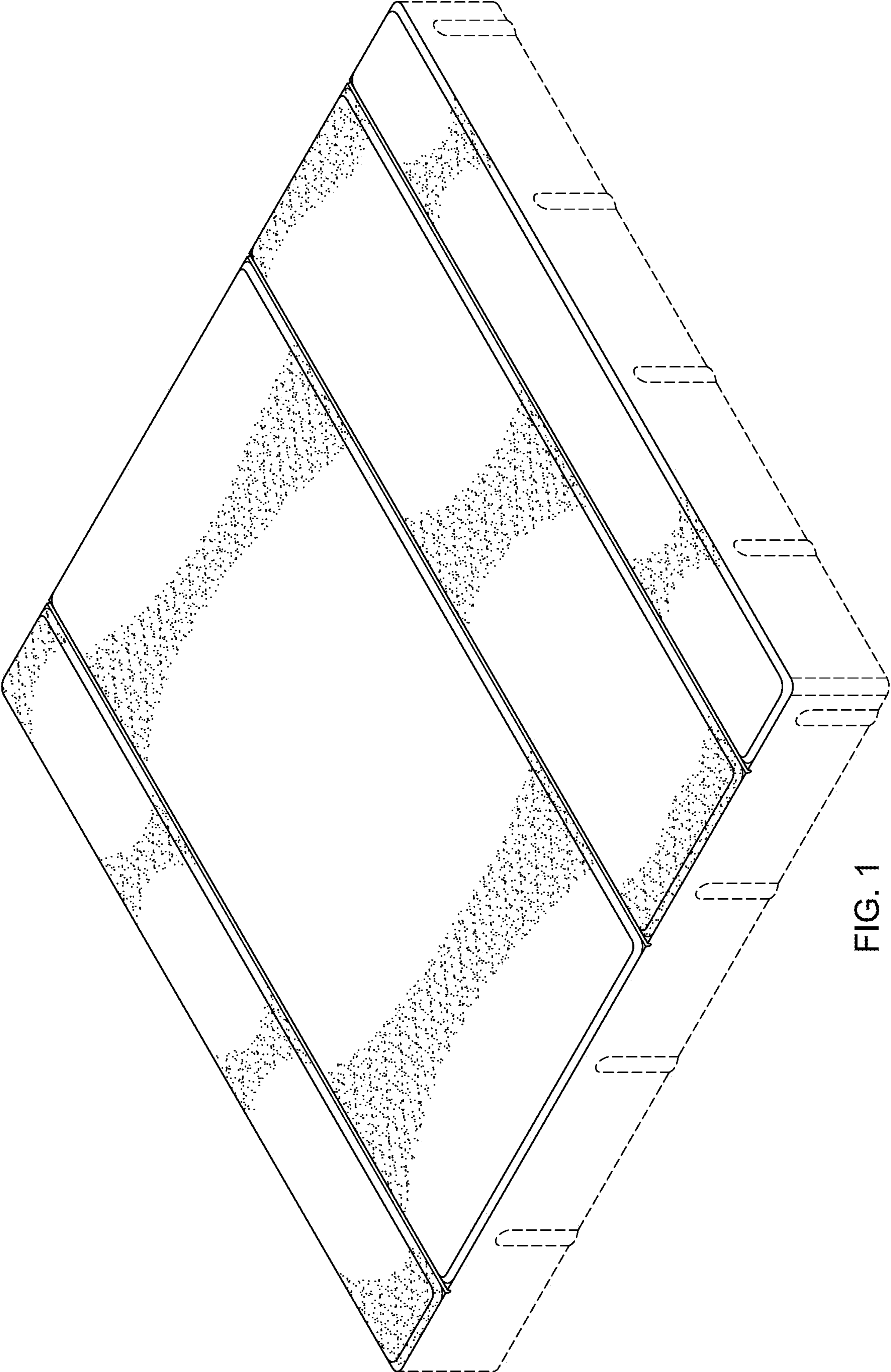


FIG. 1

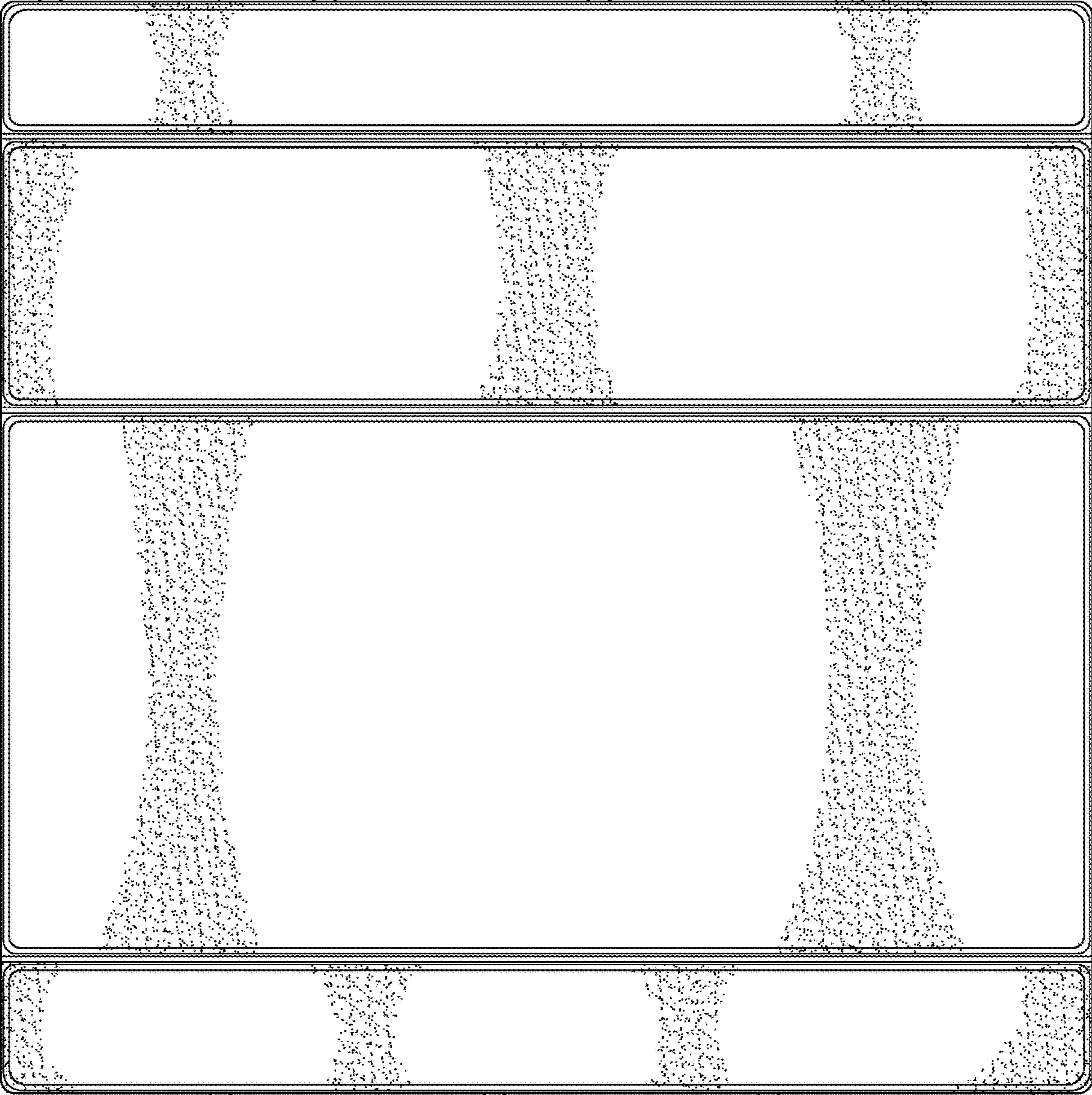


FIG. 2




FIG. 3

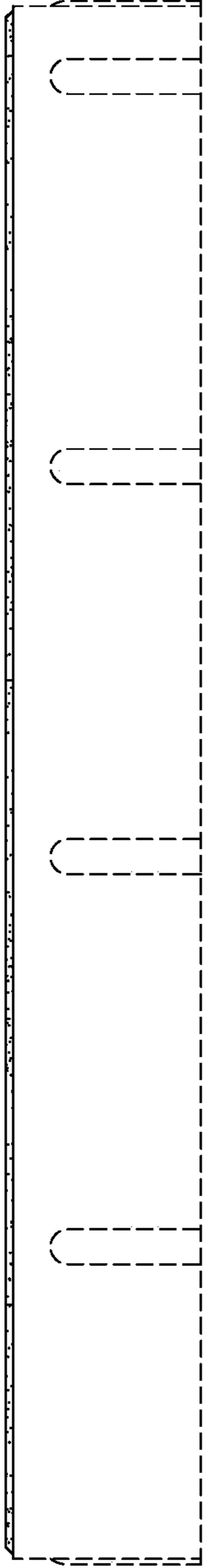


FIG. 4

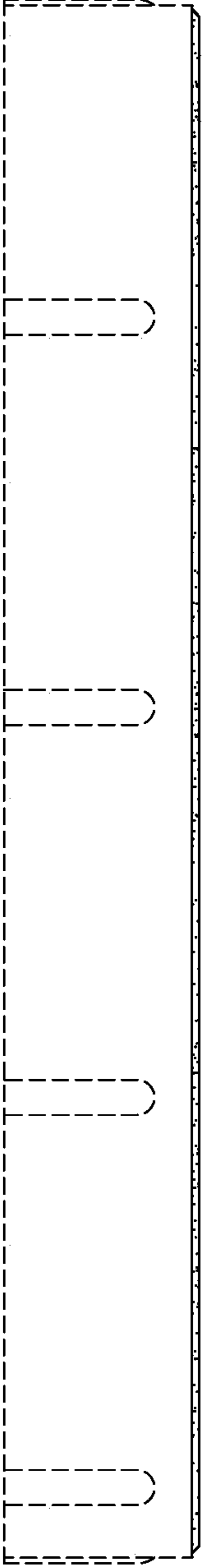


FIG. 5

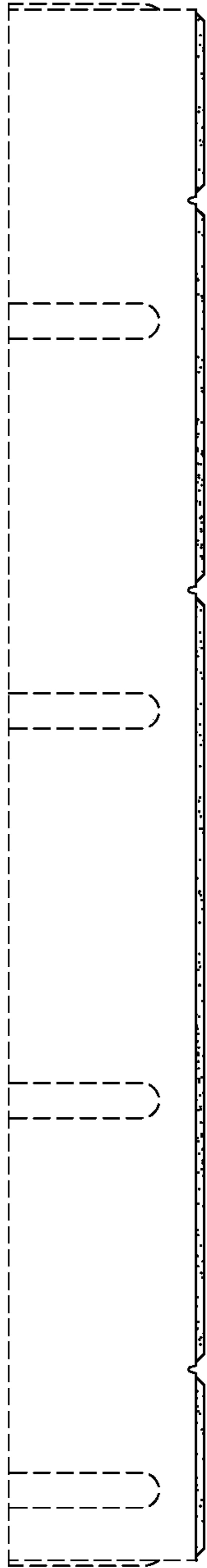


FIG. 6

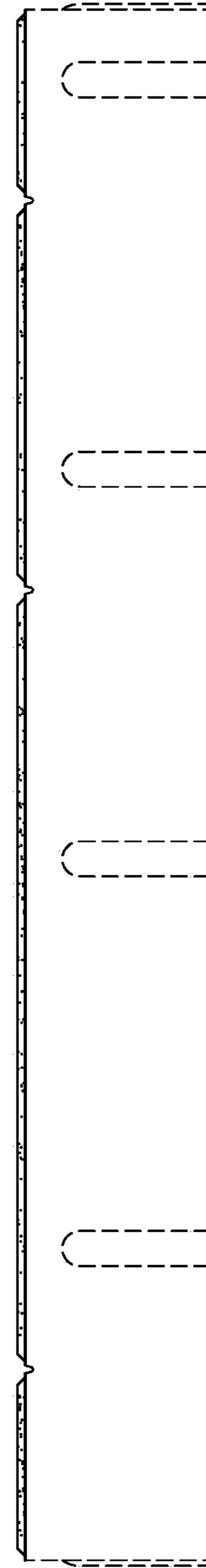


FIG. 7

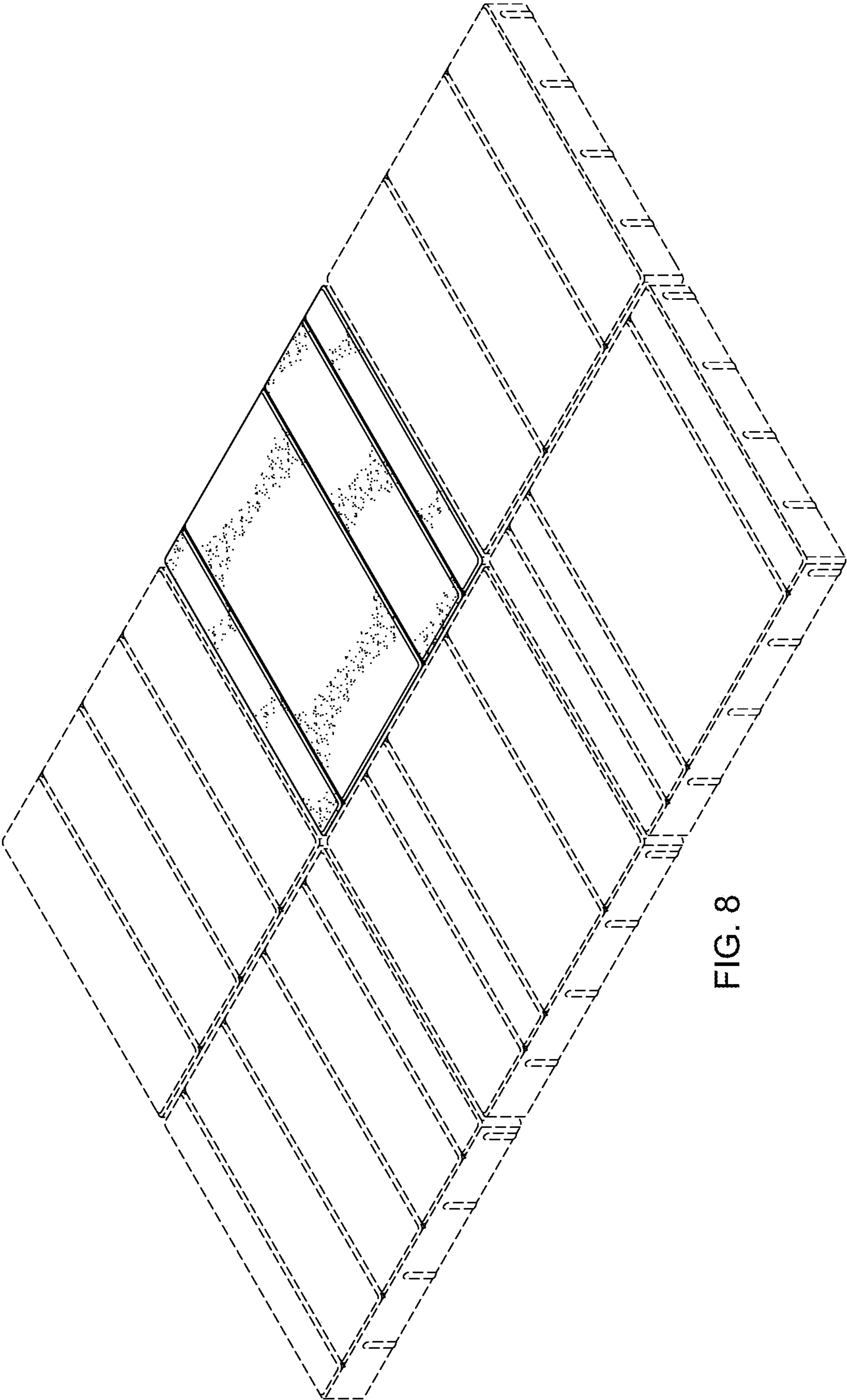


FIG. 8