



US00D959025S

(12) **United States Design Patent**
Johnson

(10) **Patent No.:** **US D959,025 S**

(45) **Date of Patent:** **** Jul. 26, 2022**

(54) **BLOCK**

(71) Applicant: **Rod Johnson**, Duluth, MN (US)

(72) Inventor: **Rod Johnson**, Duluth, MN (US)

(**) Term: **15 Years**

(21) Appl. No.: **29/736,963**

(22) Filed: **Jun. 4, 2020**

(51) **LOC (13) Cl.** **25-02**

(52) **U.S. Cl.**

USPC **D25/113**

(58) **Field of Classification Search**

USPC D21/484-504; D25/112-118

CPC . B28B 7/0079; E02B 3/06; E02B 3/08; E02B

3/129; B65D 19/0018; E02D 27/12;

E02D 27/32; E02D 31/08; E04G 13/00;

E04B 1/16; E04B 2/42; E04F 15/04;

E01C 5/00

See application file for complete search history.

(56) **References Cited**

U.S. PATENT DOCUMENTS

- 725,364 A * 4/1903 Puls E04F 15/04
52/390
- 2,372,055 A * 3/1945 Braun B65D 19/0018
108/57.34
- D211,542 S * 6/1968 Fenton D25/118
- 4,441,298 A * 4/1984 Limousin A63H 33/088
52/592.2
- 6,345,474 B1 * 2/2002 Triplett E02D 27/01
52/126.6
- 6,786,992 B2 * 9/2004 Dummett B32B 38/0036
156/286
- 9,395,034 B1 * 7/2016 Rowland F24F 1/60
- 9,556,582 B2 * 1/2017 Pelletier E02D 27/01
- 9,644,334 B2 * 5/2017 O'Neill E02B 3/129

- D812,780 S * 3/2018 Saunders D25/113
- 10,287,054 B2 * 5/2019 Imbrecht B65D 19/44
- D925,068 S * 7/2021 Savarton D25/113
- 2003/0226480 A1 * 12/2003 Dummett B32B 38/0036
108/901
- 2004/0126221 A1 * 7/2004 Wolf B65D 19/0018
414/814
- 2004/0179896 A1 9/2004 Curry
- 2005/0152744 A1 7/2005 Straub
- 2017/0197752 A1 * 7/2017 Imbrecht B65D 19/44
- 2020/0039685 A1 * 2/2020 Weeks B65D 19/40
- 2020/0062449 A1 * 2/2020 Marovac B60L 58/21
- 2021/0316474 A1 * 10/2021 Johnson B28B 23/02

FOREIGN PATENT DOCUMENTS

- CN 302233923 * 12/2012
- IL 10948 * 11/1987
- JP D1246204 * 8/2005
- JP D1248105 * 8/2005
- JP D1567733 * 1/2017

* cited by examiner

Primary Examiner — Leanne Was-Englehart

(57) **CLAIM**

The ornamental design for a block, as shown and described.

DESCRIPTION

FIG. 1 is a top front side perspective view of a block showing my new design;

FIG. 2 is a bottom front side perspective view of the block;

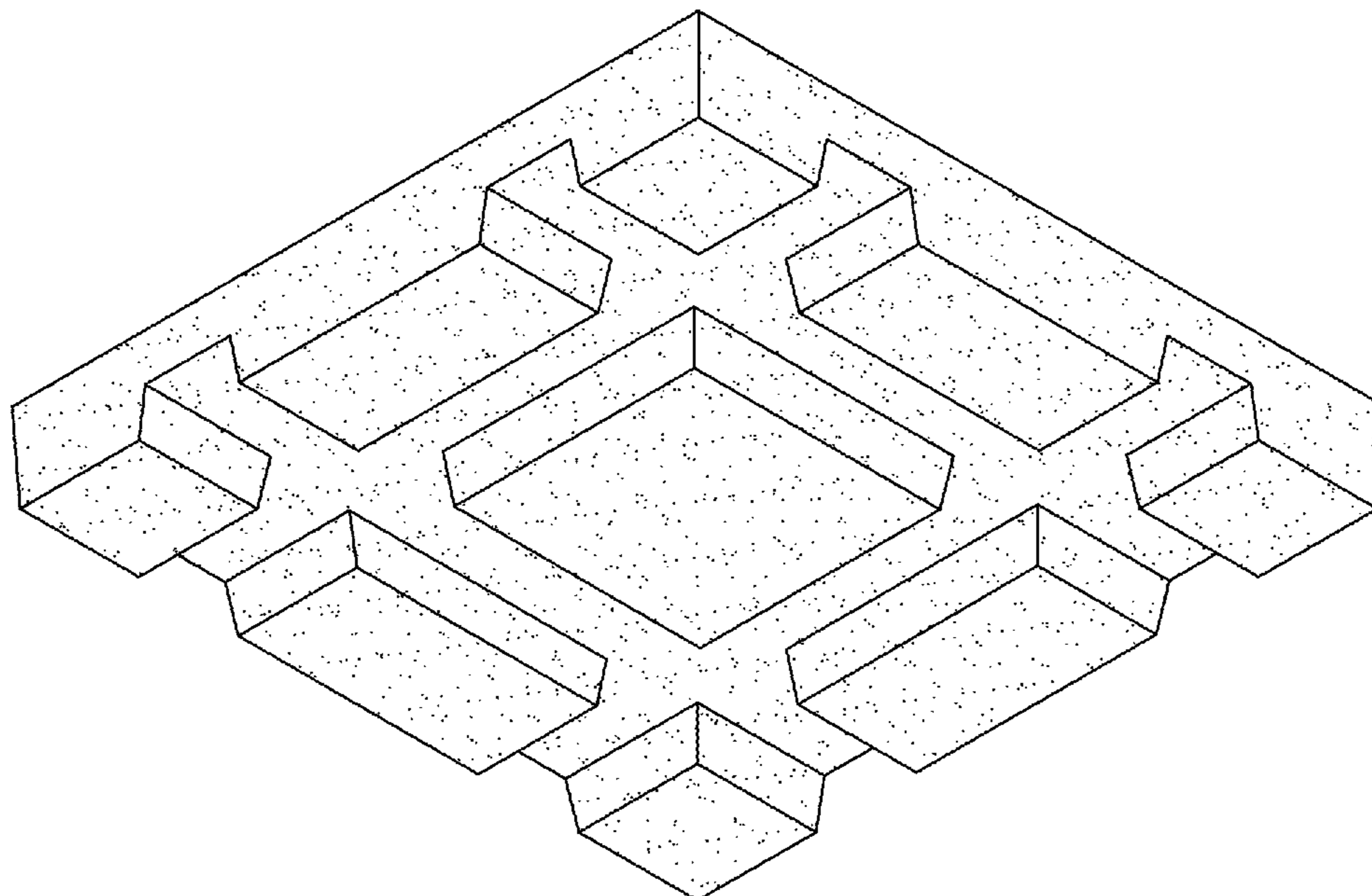
FIG. 3 is a left side view of the block, a right side view being a mirror image thereof;

FIG. 4 is a top view of the block, a bottom view being a minor image thereof; and,

FIG. 5 is a front view of the block.

The rear view is not ornamental and forms no part of the claimed design.

1 Claim, 4 Drawing Sheets



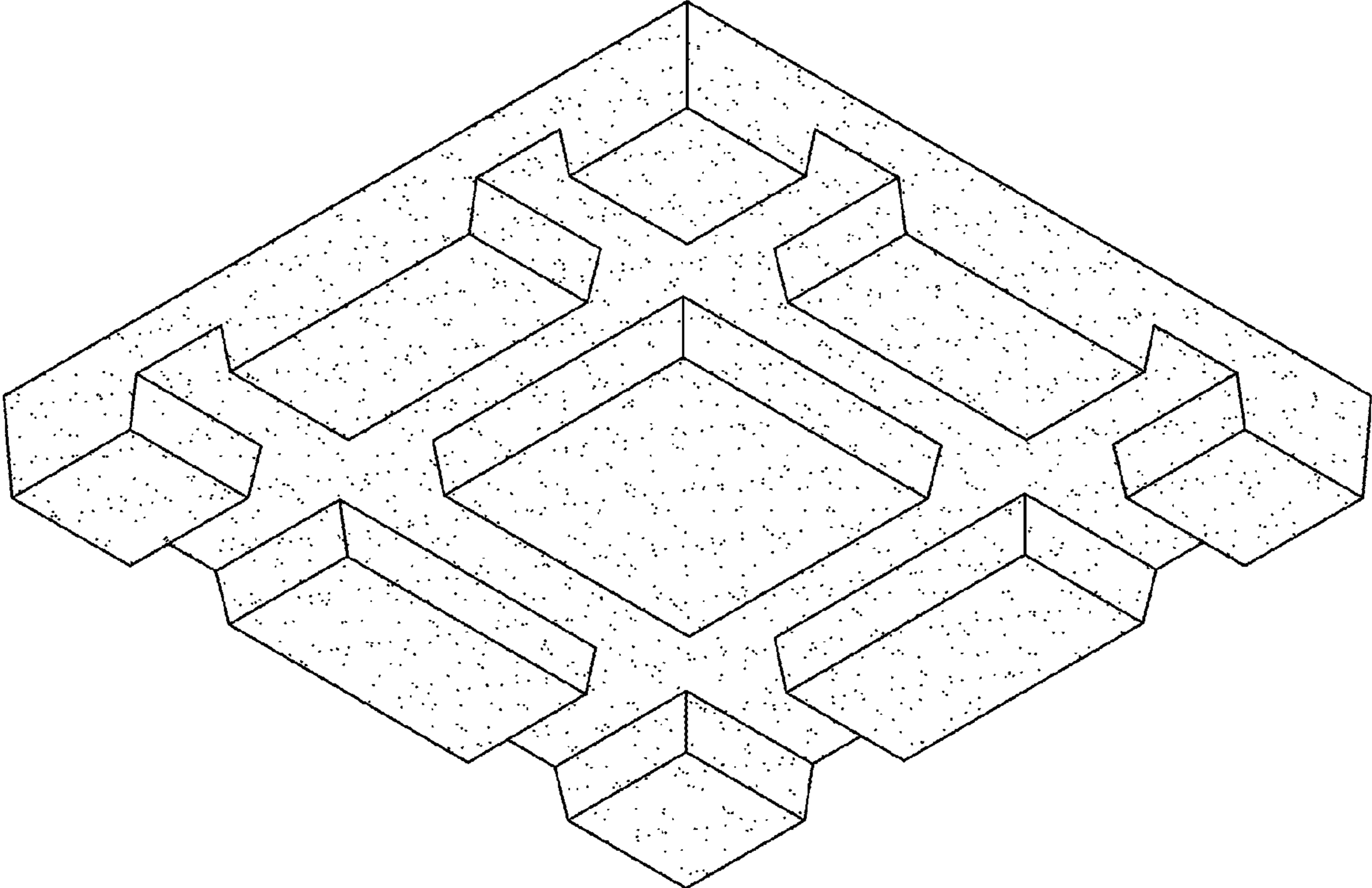


FIG. 1

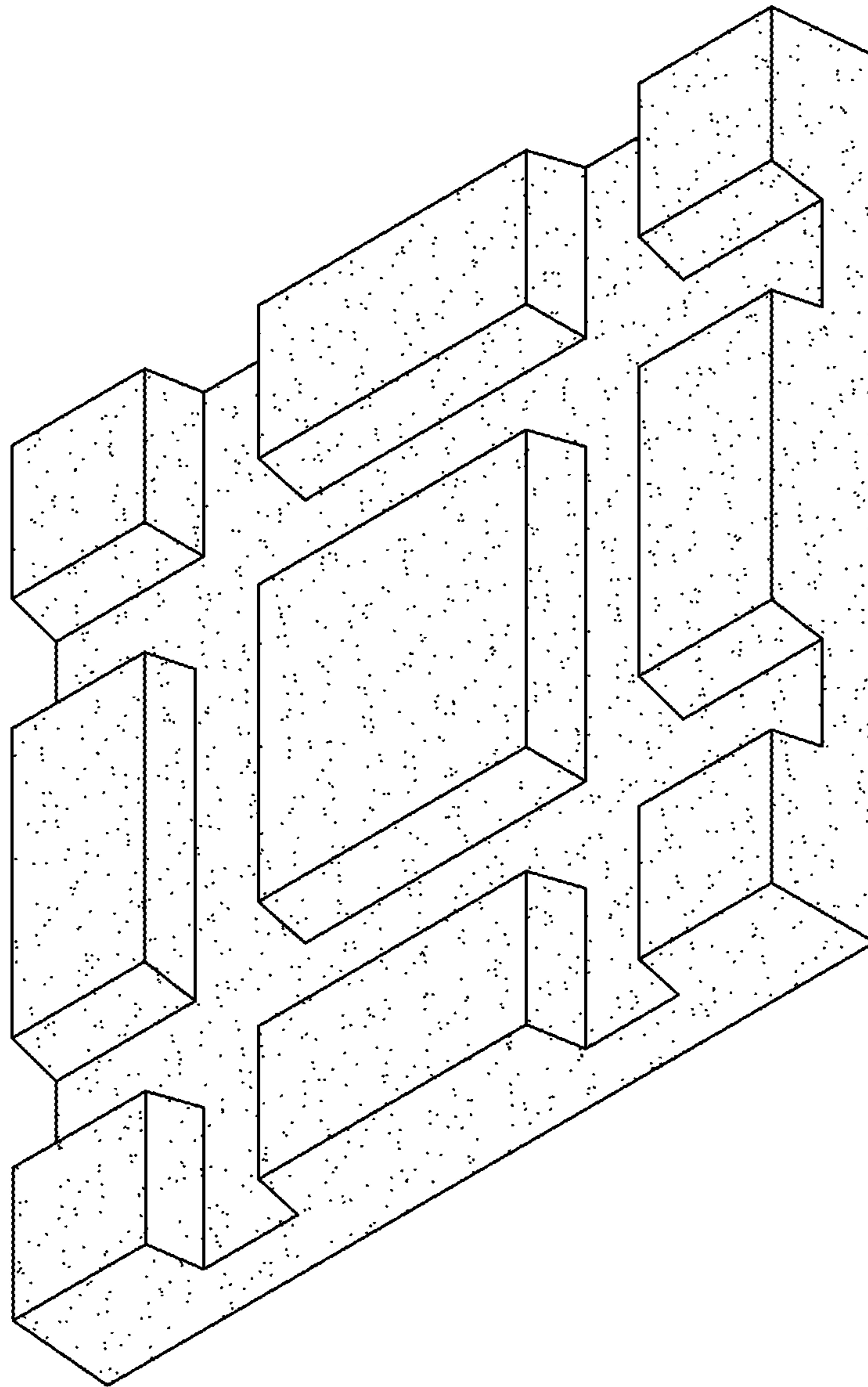


FIG. 2

FIG. 3

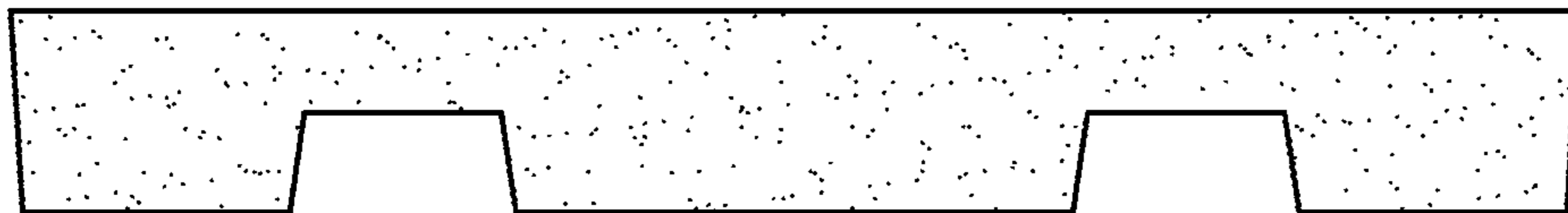


FIG. 4

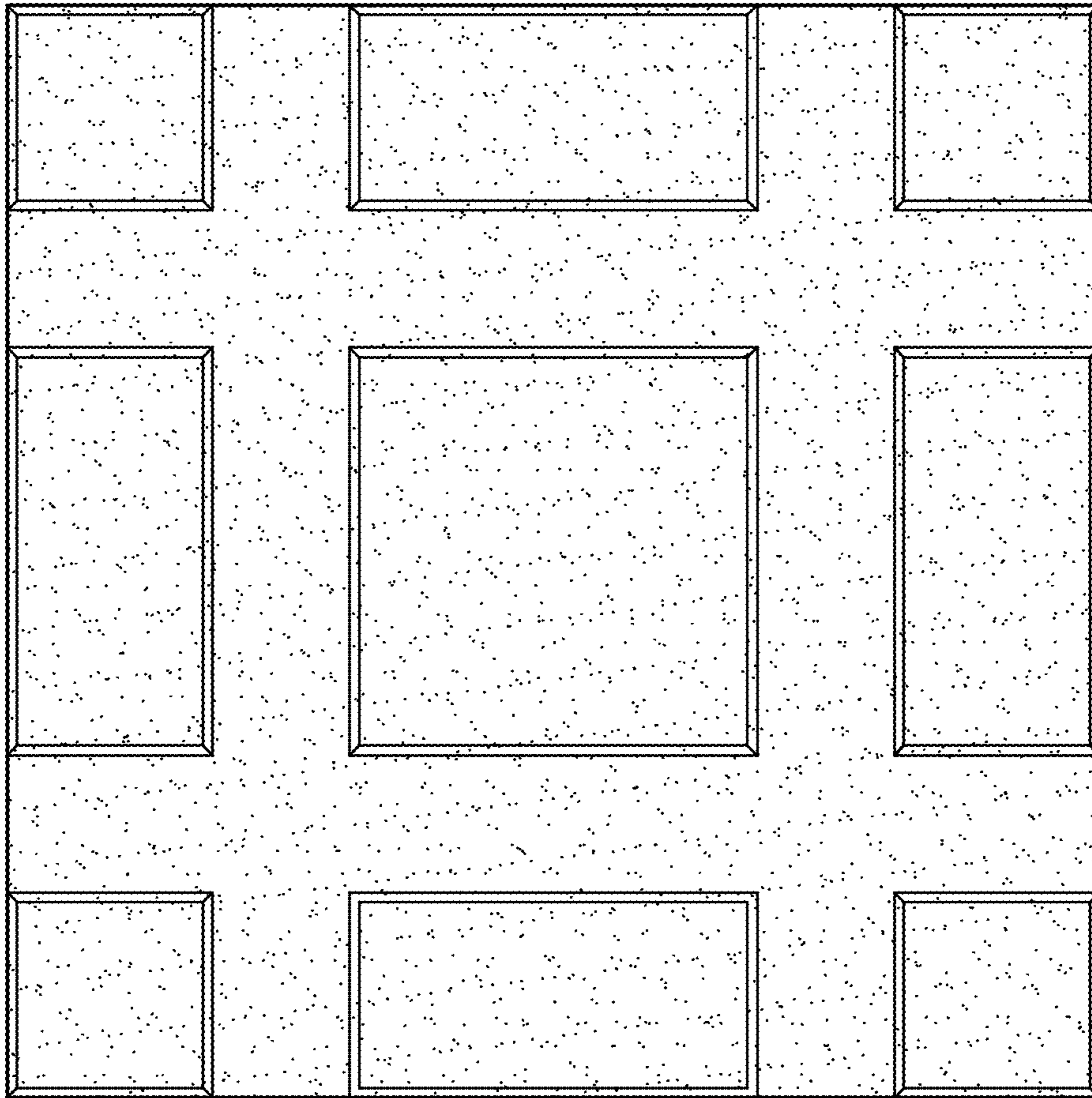


FIG. 5