



US00D959022S

(12) **United States Design Patent**
Woodward et al.

(10) **Patent No.:** **US D959,022 S**
(45) **Date of Patent:** **** Jul. 26, 2022**

(54) **FENESTRATION SCREEN ASSEMBLY**

(71) Applicant: **Marvin Lumber and Cedar Company, LLC**, Eagan, MN (US)

(72) Inventors: **Bradley D. Woodward**, Warroad, MN (US); **Ross Michael Hollermann**, Salol, MN (US)

(73) Assignee: **Marvin Lumber and Cedar Company, LLC**, Eagan, MN (US)

(**) Term: **15 Years**

(21) Appl. No.: **29/727,939**

(22) Filed: **Mar. 13, 2020**

Related U.S. Application Data

(63) Continuation of application No. 16/793,044, filed on Feb. 18, 2020.

(51) **LOC (13) Cl.** **25-02**

(52) **U.S. Cl.**
USPC **D25/48.1**

(58) **Field of Classification Search**
USPC D25/48.1, 48.7

(Continued)

(56) **References Cited**

U.S. PATENT DOCUMENTS

383,155 A 5/1888 Speer
516,873 A * 3/1894 Murphy E06B 9/52
160/15

(Continued)

FOREIGN PATENT DOCUMENTS

CN 304409557 * 12/2017
CN 112144960 12/2020

(Continued)

OTHER PUBLICATIONS

Marvin Signature Modern Casement Pushout Screen <https://www.marvin.com/products/collections/signature/modern/casement-pushout> Available Apr. 7, 2020 (Year: 2020).*

(Continued)

Primary Examiner — Leanne Was-Englehart

(74) *Attorney, Agent, or Firm* — Schwegman Lundberg & Woessner, P.A.

(57) **CLAIM**

The ornamental design for a fenestration screen assembly, as shown and described.

DESCRIPTION

FIG. 1 is a first perspective view of the fenestration screen assembly, installed in a fenestration assembly, showing the new design.

FIG. 2 is a second perspective view of the fenestration screen assembly of FIG. 1 in an open configuration.

FIG. 3 is a first sectional view of the fenestration screen assembly of FIG. 1 taken along line 3-3 in FIG. 1.

FIG. 4 is a second sectional view of the fenestration screen assembly of FIG. 1 taken along line 4-4 in FIG. 1.

FIG. 5 is a front view of the fenestration screen assembly of FIG. 1.

FIG. 6 is a back view of the fenestration screen assembly of FIG. 1.

FIG. 7 is a top view of the fenestration screen assembly of FIG. 1.

FIG. 8 is a bottom view of the fenestration screen assembly of FIG. 1.

FIG. 9 is a first side view of the fenestration screen assembly of FIG. 1.

FIG. 10 is a second side view of the fenestration screen assembly of FIG. 1.

FIG. 11 is a third perspective view of the fenestration screen assembly of FIG. 1.

FIG. 12 is a first perspective view of another fenestration screen assembly, installed in a fenestration assembly, showing the new design.

(Continued)

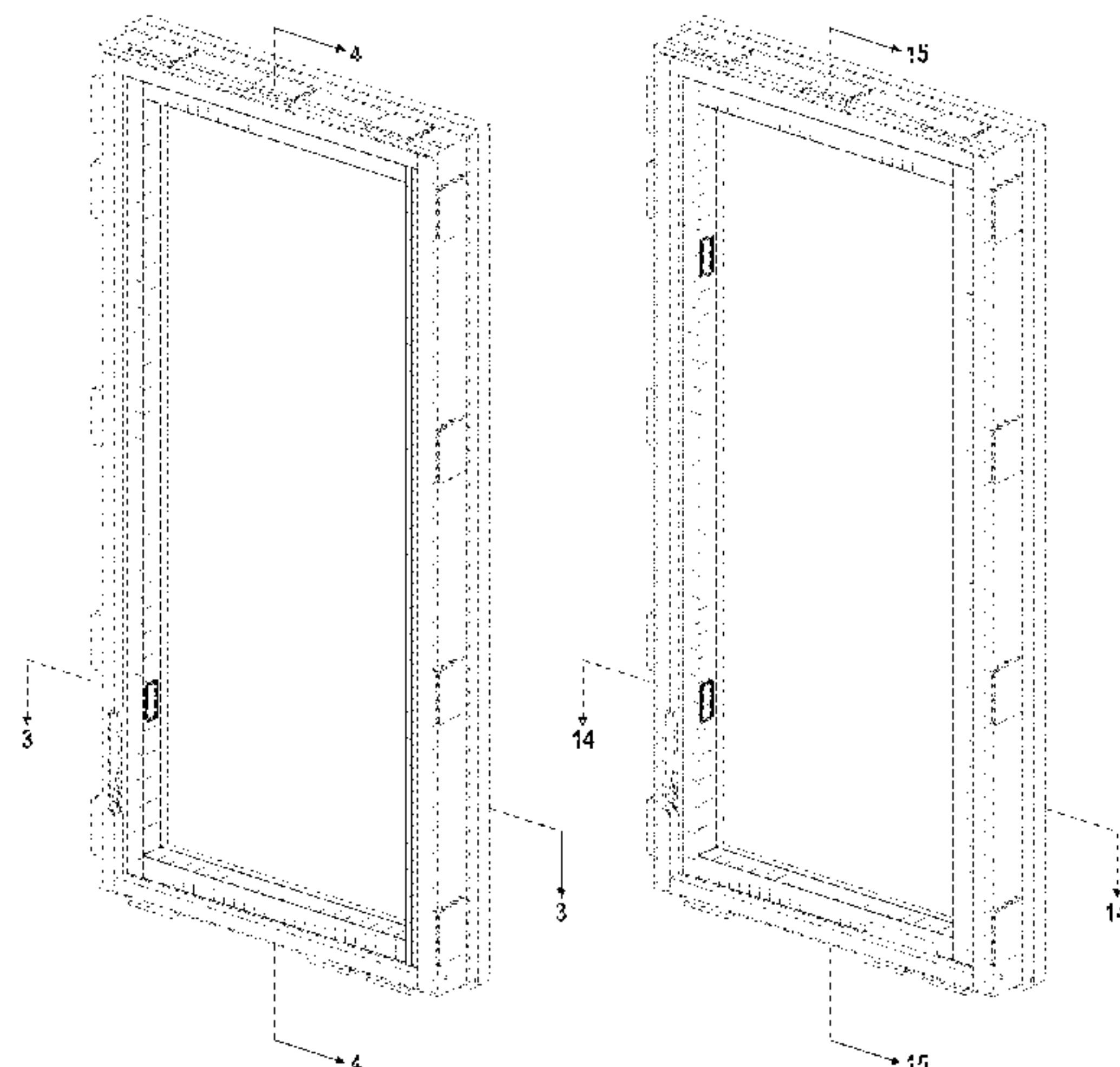


FIG. 13 is a second perspective view of the fenestration screen assembly of FIG. 12 in an open configuration.

FIG. 14 is a first sectional view of the fenestration screen assembly of FIG. 12 taken along line 14-14 in FIG. 12.

FIG. 15 is a second sectional view of the fenestration screen assembly of FIG. 12 taken along line 15-15 in FIG. 12.

FIG. 16 is a front view of the fenestration screen assembly of FIG. 12.

FIG. 17 is a back view of the fenestration screen assembly of FIG. 12.

FIG. 18 is a top view of the fenestration screen assembly of FIG. 12.

FIG. 19 is a bottom view of the fenestration screen assembly of FIG. 12.

FIG. 20 is a first side view of the fenestration screen assembly of FIG. 12.

FIG. 21 is a second side view of the fenestration screen assembly of FIG. 12; and,

FIG. 22 is a third perspective view of the fenestration screen assembly of FIG. 12.

The broken lines are directed to environment, are for illustration purposes only, and form no part of the claimed design.

1 Claim, 18 Drawing Sheets

(58) **Field of Classification Search**

CPC . E05C 3/165; E06B 3/205; E06B 3/34; E06B 3/36; E06B 3/42; E06B 3/44; E06B 3/4415; E06B 3/6715; E06B 9/52; E06B 5/003; E05Y 2900/148; E05D 13/10; E05D 13/12; E05B 65/0829

See application file for complete search history.

(56) **References Cited**

U.S. PATENT DOCUMENTS

751,668	A	2/1904	Moskow	
768,514	A *	8/1904	Christen	E06B 9/52 52/656.7
1,453,280	A	5/1923	Park	
1,508,559	A	9/1924	Koons	
1,729,348	A	9/1929	Koons	
1,779,062	A	10/1930	D'Alfonso	
1,779,860	A	10/1930	Shrauger	
1,832,246	A	11/1931	Sampson	
1,941,432	A	12/1933	Lindsay	
2,151,295	A	3/1939	Hucke	
2,317,686	A	4/1943	Kuyper	
2,436,277	A	2/1948	Willett	

2,494,844	A	1/1950	Joseph	
2,604,156	A	7/1952	Niels	
2,742,676	A *	4/1956	Klee	E05F 17/00 49/82.1
3,035,316	A *	5/1962	Revell	E05D 5/06 49/401
3,232,653	A	2/1966	Wilson	
3,396,489	A	8/1968	Joseph	
3,455,080	A *	7/1969	Meadows	E06B 3/5857 52/476
3,461,609	A	8/1969	Armstrong	
4,121,379	A *	10/1978	Everson	E06B 3/28 49/463
4,784,417	A	11/1988	Fleming et al.	
D363,557	S *	10/1995	Lindgren	D25/48.7
D418,609	S *	1/2000	Lindgren	D25/48.7
6,079,475	A	6/2000	Morgan et al.	
6,505,669	B2	1/2003	Lilie et al.	
6,506,112	B1	1/2003	Halbleib et al.	
D611,615	S *	3/2010	Therrien	D25/48.8
D618,822	S *	6/2010	Card	D25/48.7
D702,403	S *	4/2014	Snow	D30/108
D707,368	S *	6/2014	Sanders-Carroll	D25/48.8
D711,551	S *	8/2014	Kalkhoven	D25/48.7
9,109,384	B2	8/2015	Minter et al.	
D757,300	S *	5/2016	Haberland	D25/60
D828,580	S *	9/2018	Often	D25/48.7
D907,248	S *	1/2021	DeBoer	D25/48.7
2014/0053678	A1	2/2014	Gottschling et al.	
2014/0196376	A1 *	7/2014	Nguyen	E05C 9/1808 49/449
2015/0082702	A1	3/2015	Walter	
2017/0016263	A1 *	1/2017	Balbo Di Vinadio	E06B 3/36
2017/0145731	A1	5/2017	Bolick	
2018/0094477	A1	4/2018	Roberts et al.	
2020/0109595	A1 *	4/2020	Woodward	E06B 3/306
2020/0263463	A1 *	8/2020	Woodward	E05C 3/043
2020/0263475	A1 *	8/2020	Hollermann	E05F 11/02
2020/0263490	A1 *	8/2020	Woodward	E06B 7/28
2021/0087875	A1	3/2021	Roberts et al.	

FOREIGN PATENT DOCUMENTS

DE	102015215863	3/2016
EP	1270864	1/2003
KR	200354560	6/2004
WO	2015161504	10/2015

OTHER PUBLICATIONS

“U.S. Appl. No. 16/793,044, Restriction Requirement dated Nov. 23, 2021”, 7 pgs.
 “U.S. Appl. No. 16/793,044, Response filed Jan. 24, 2022 to Restriction Requirement dated Nov. 23, 2021”, 9 pgs.
 “U.S. Appl. No. 16/793,044, Non Final Office Action dated Feb. 4, 2022”, 18 pgs.

* cited by examiner

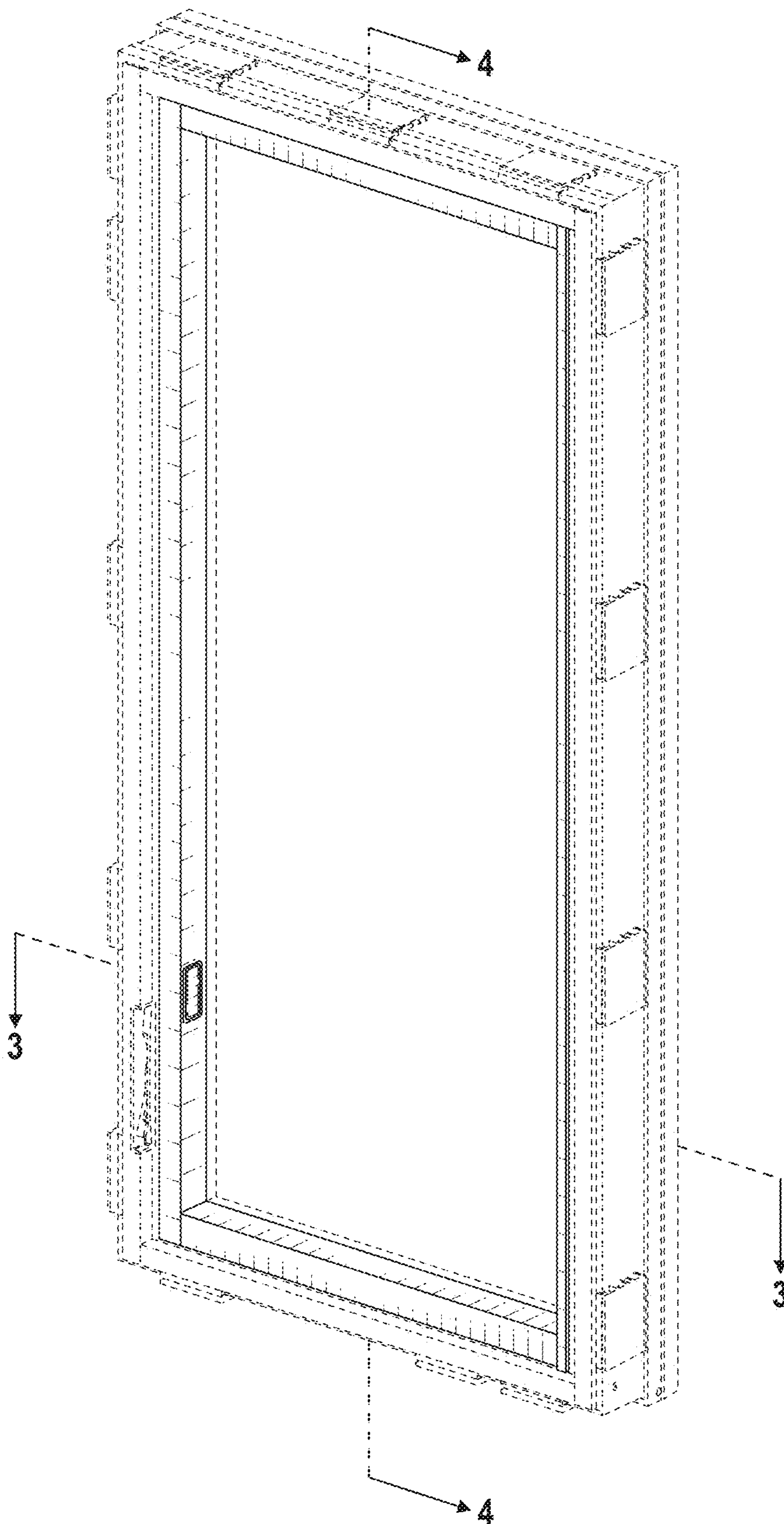


FIG. 1

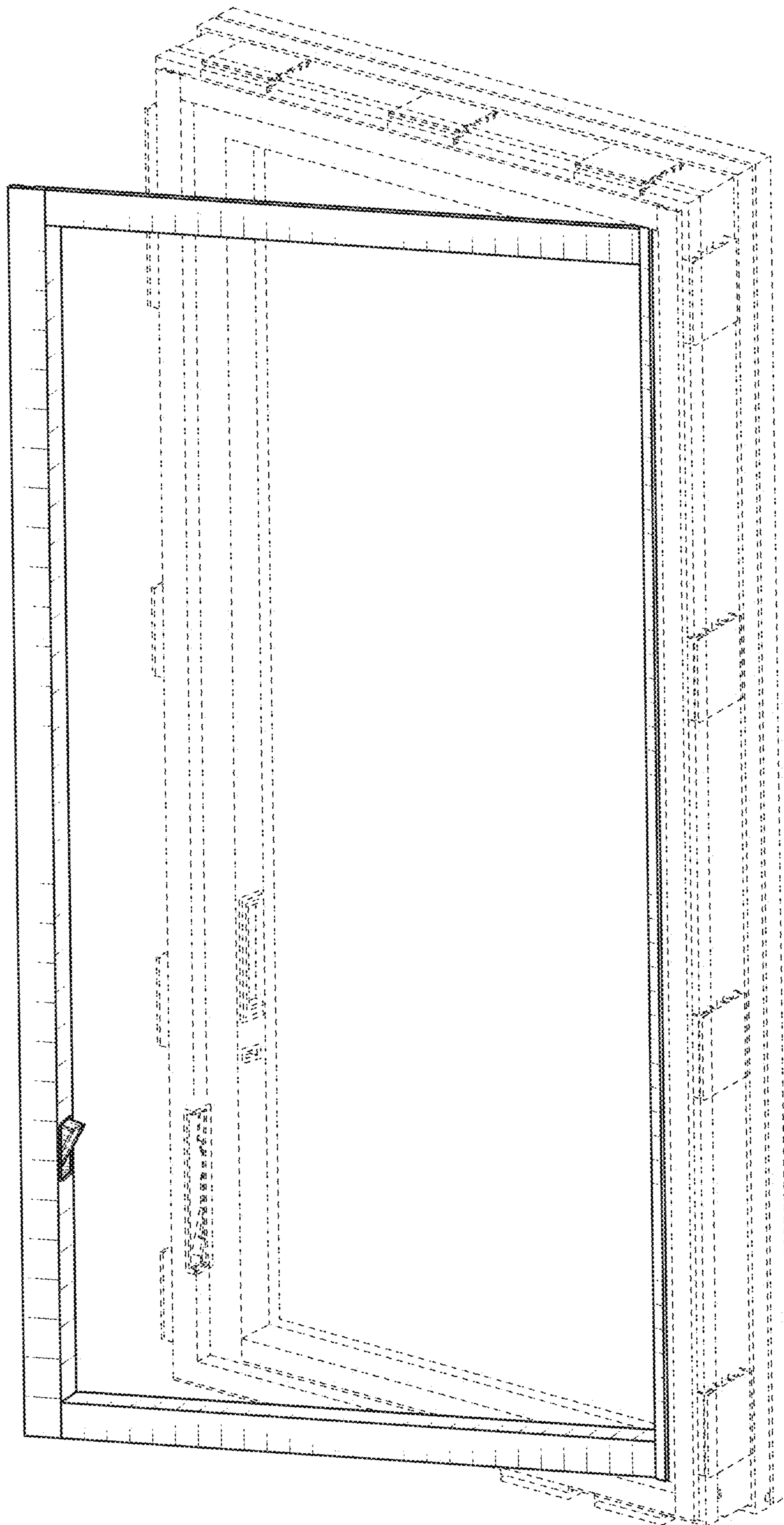


FIG. 2

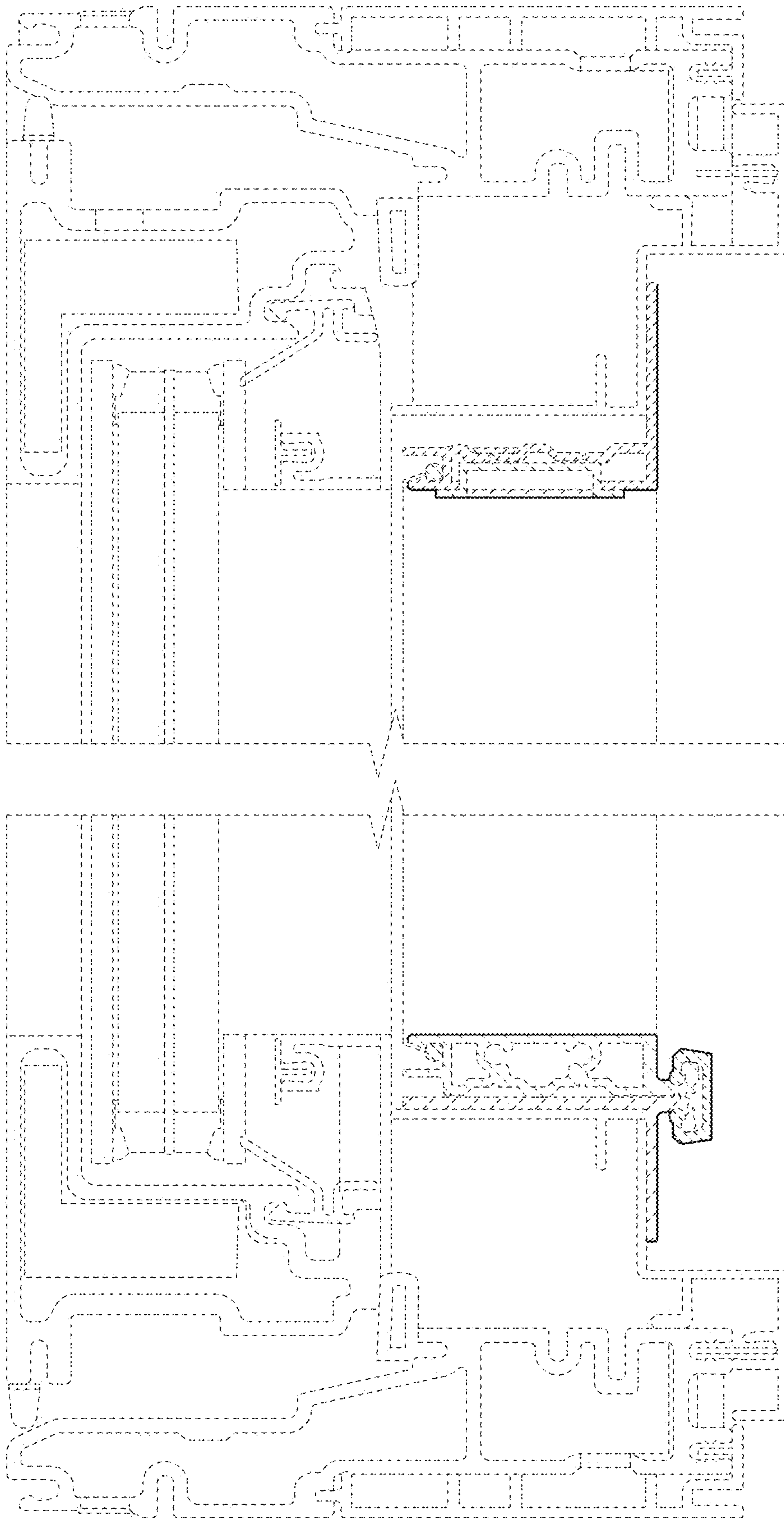


FIG. 3

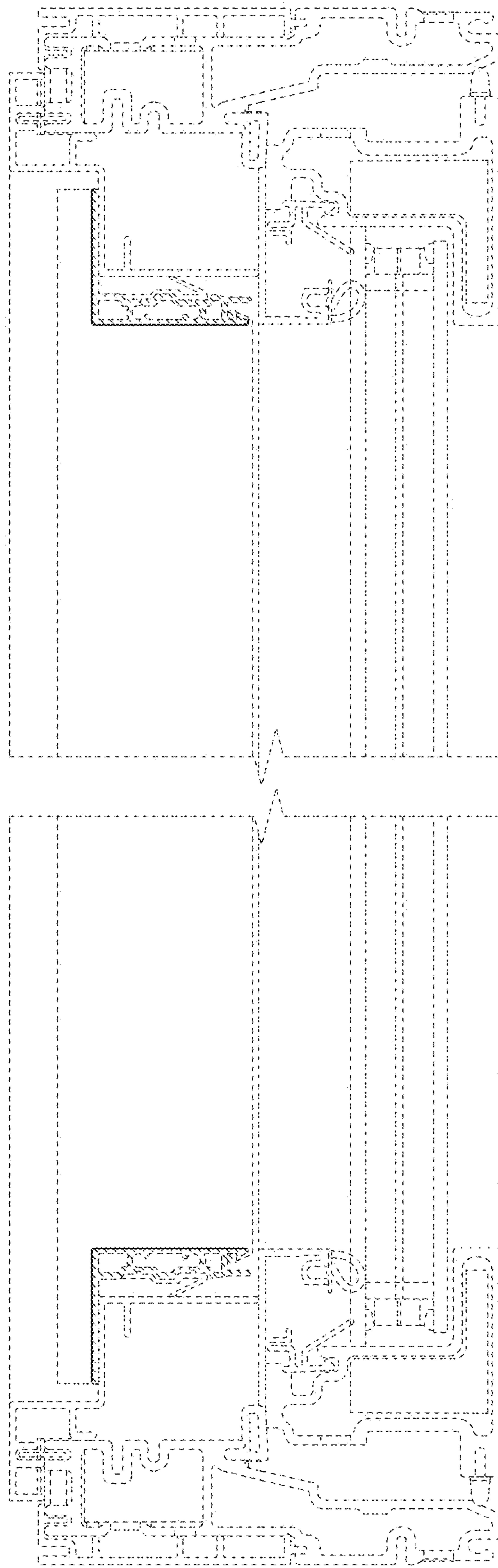


FIG. 4




FIG. 5




FIG. 6




FIG. 7




FIG. 8

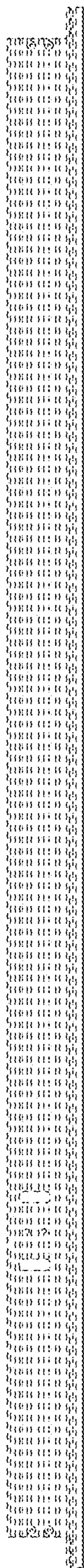


FIG. 9

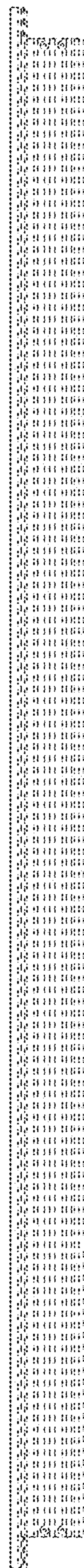


FIG. 10

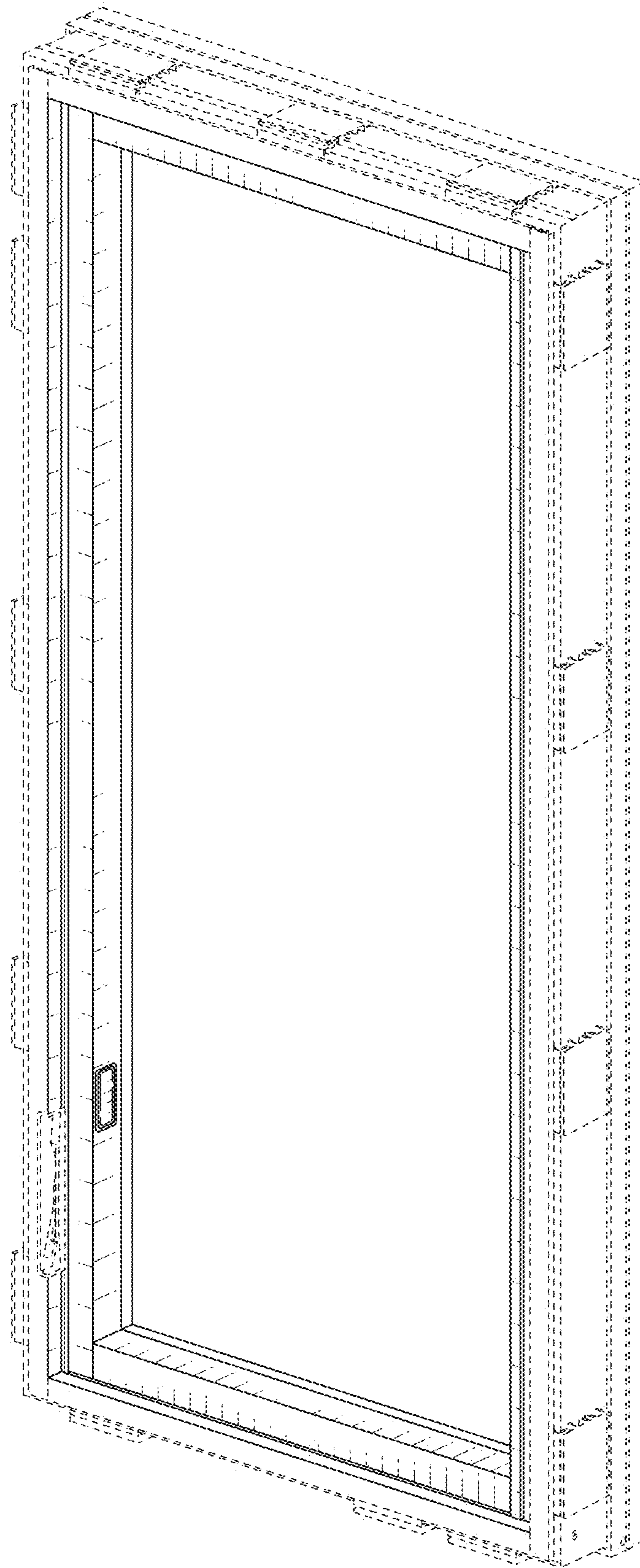


FIG. 11

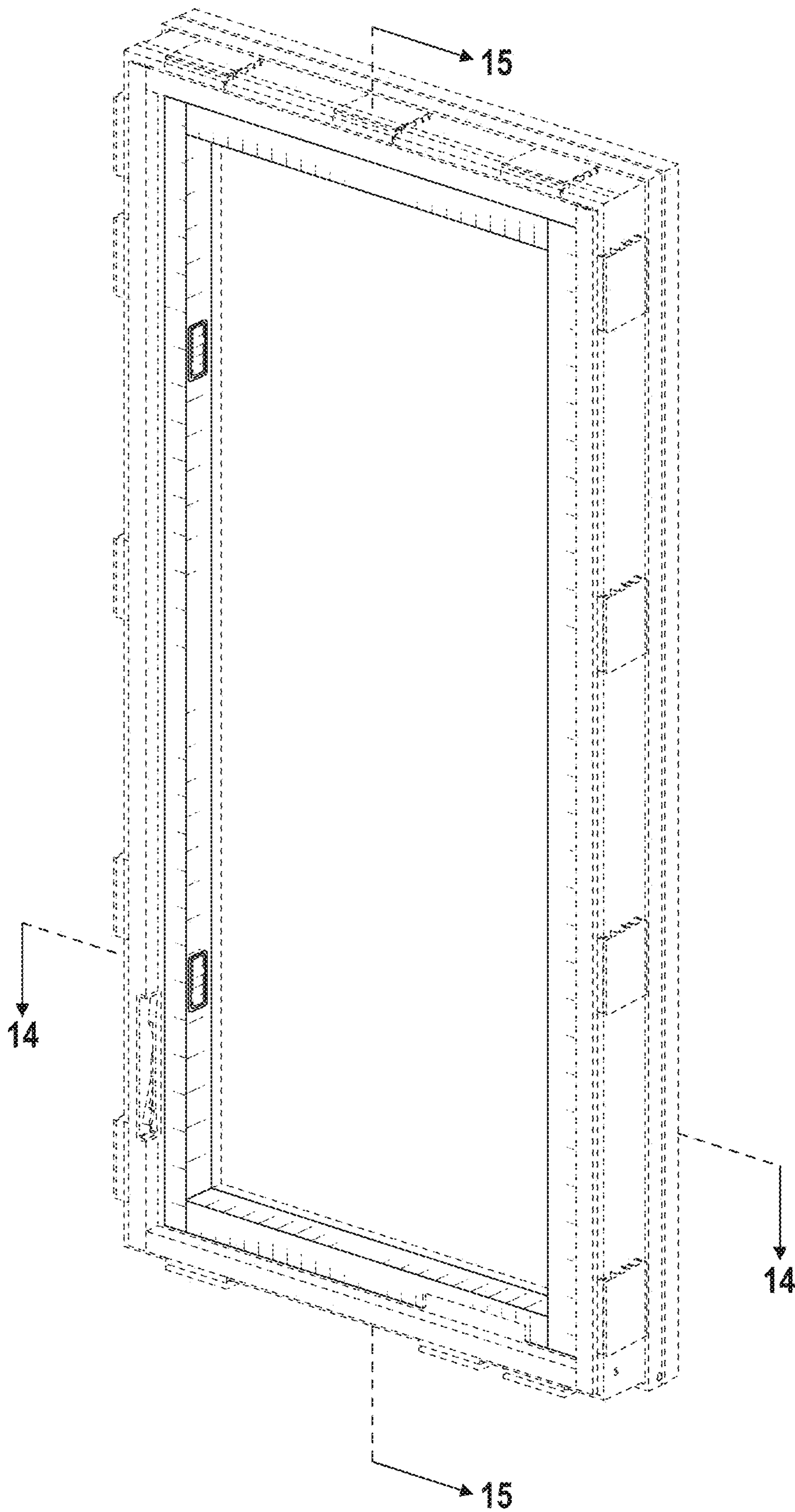


FIG. 12

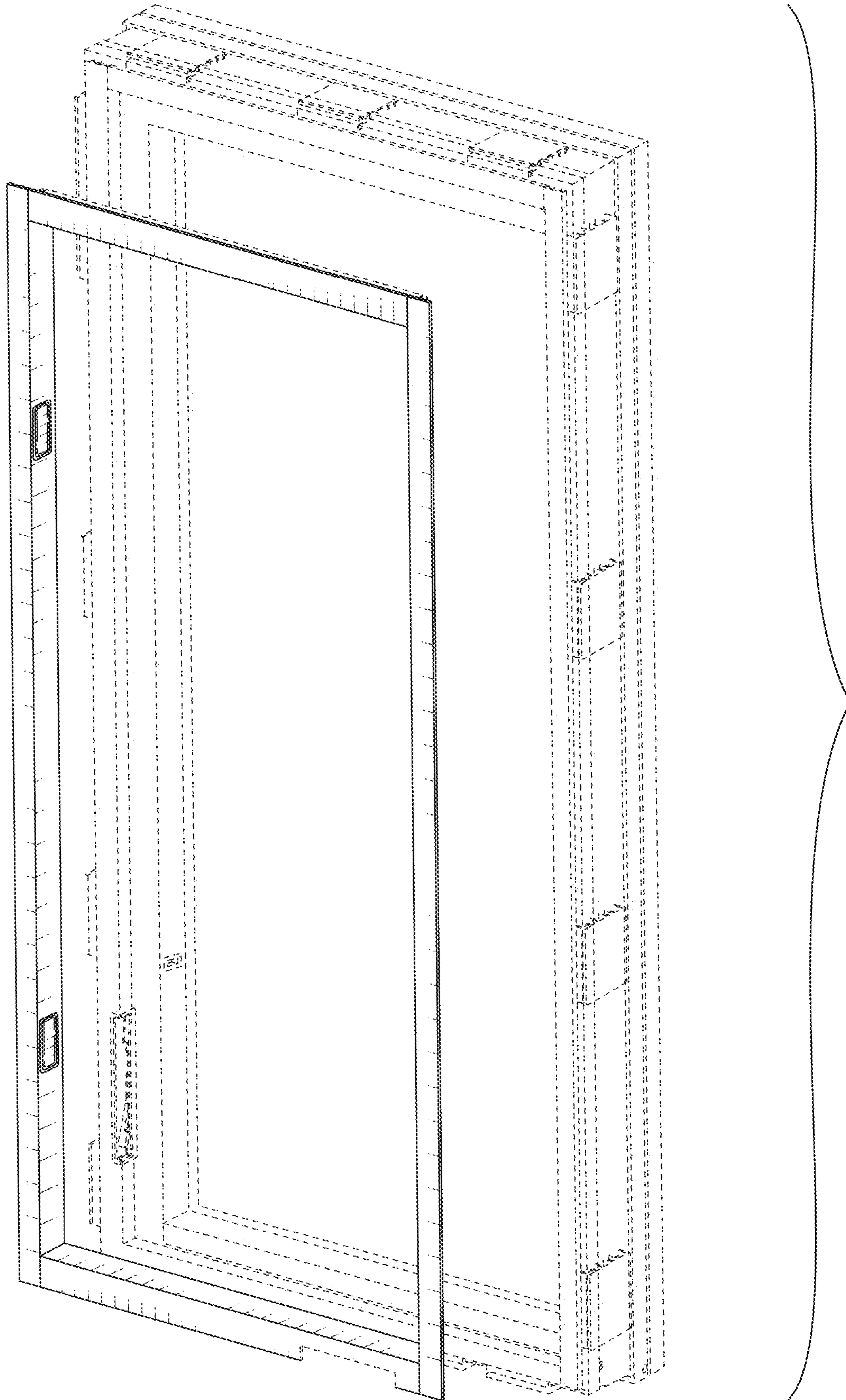


FIG. 13

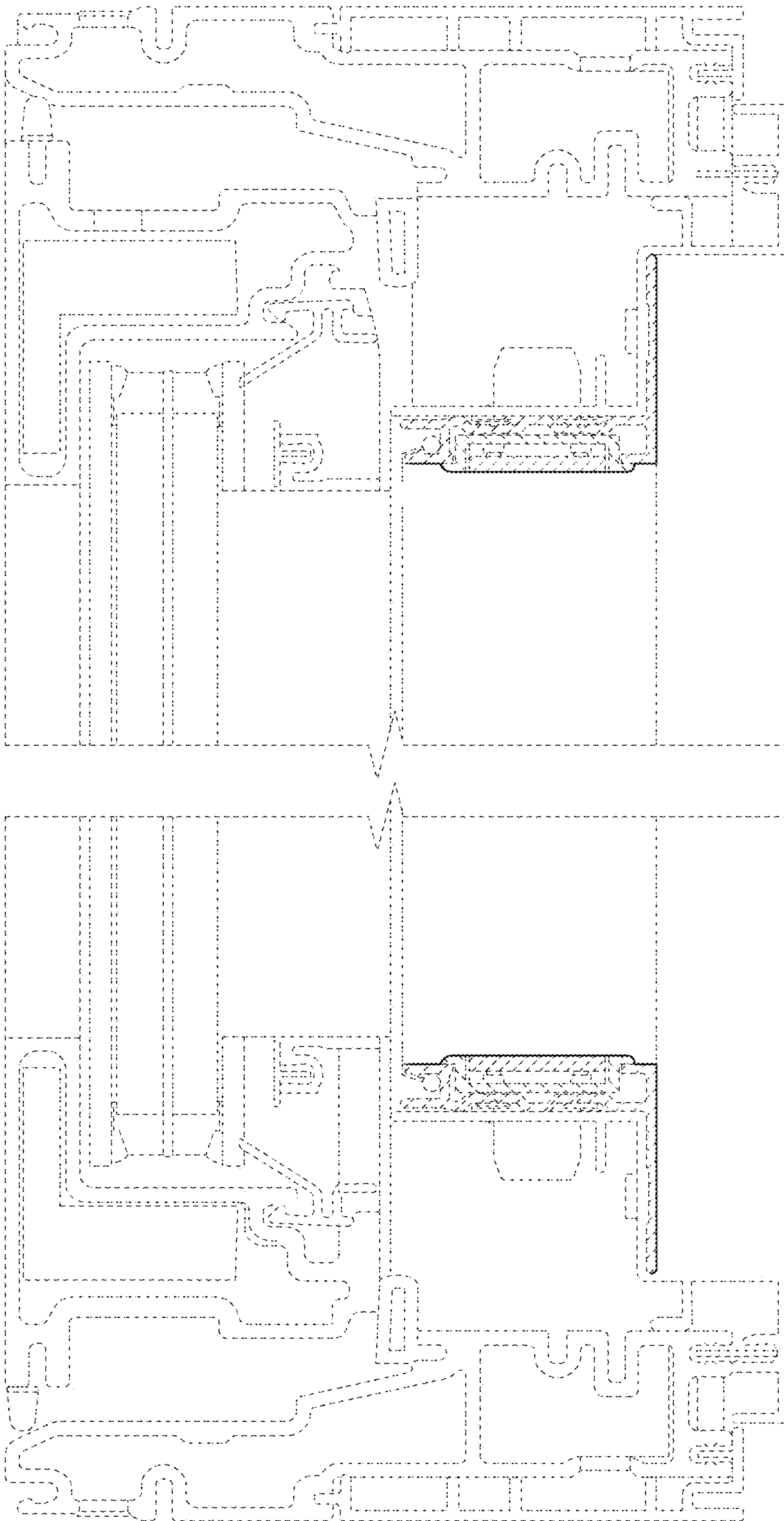


FIG. 14

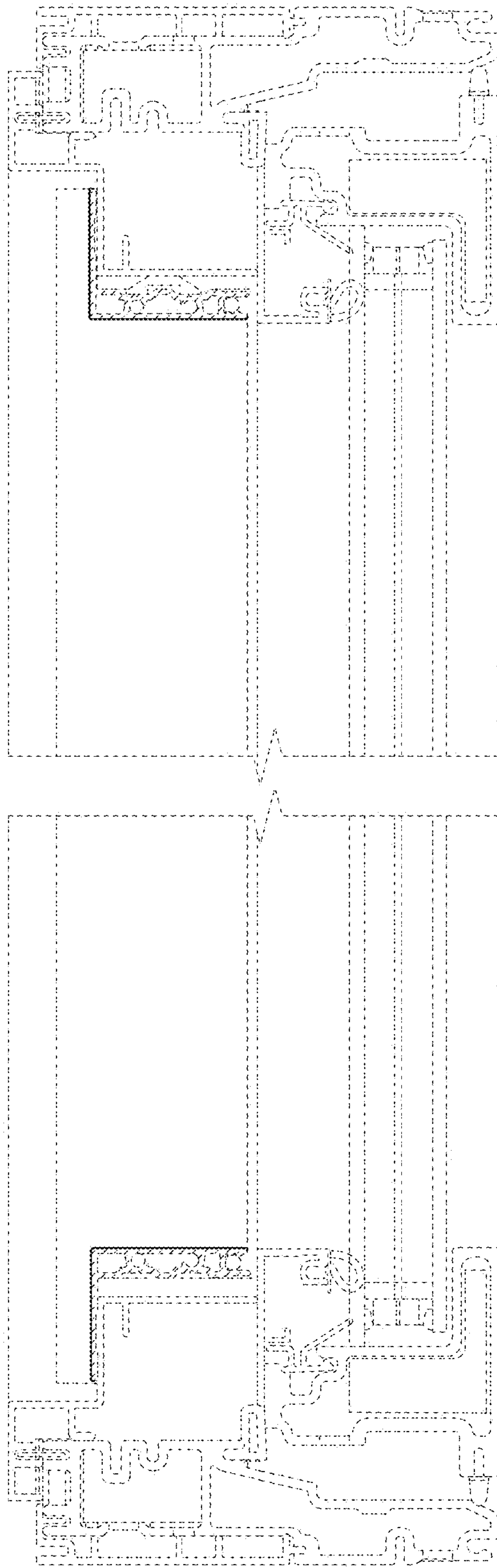


FIG. 15




FIG. 16




FIG. 17




FIG. 18



FIG. 19



FIG. 20



FIG. 21

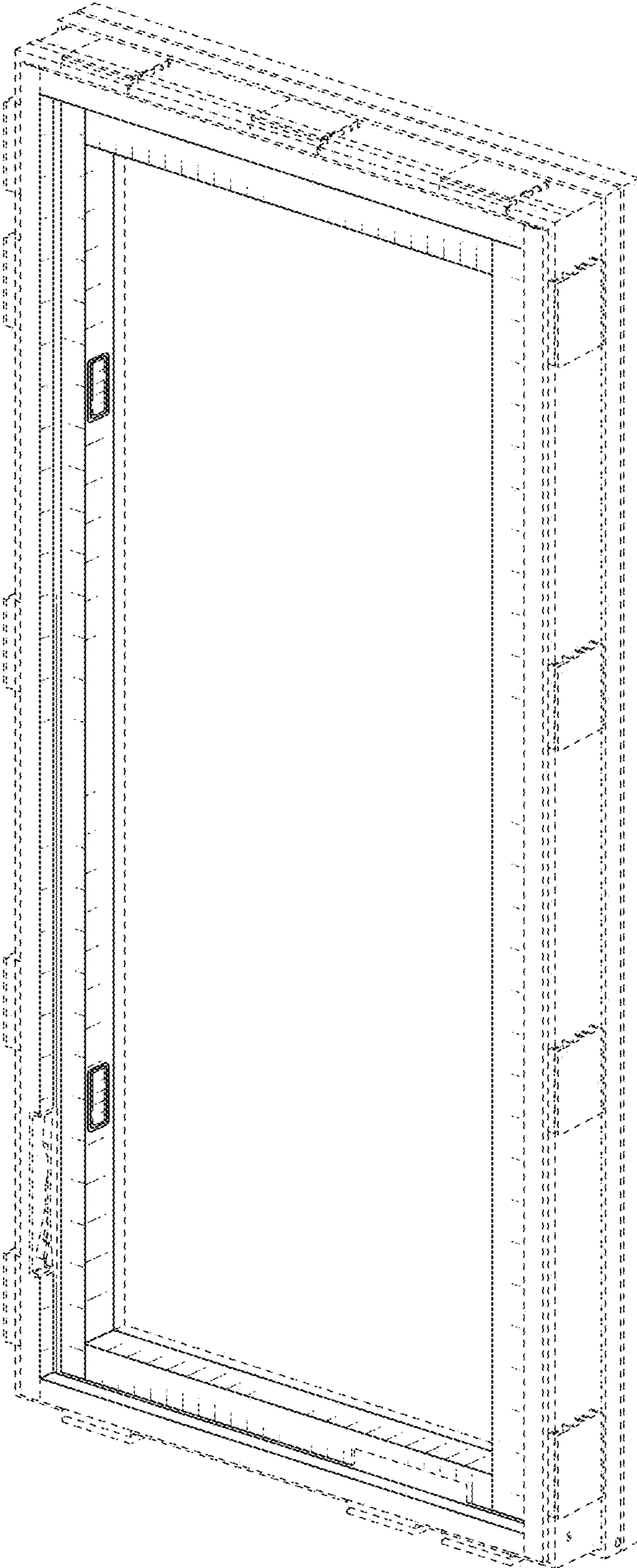


FIG. 22