



US00D958997S

(12) **United States Design Patent**
Mizuguchi

(10) **Patent No.:** **US D958,997 S**
(45) **Date of Patent:** **** Jul. 26, 2022**

(54) **SWALLOWING SENSOR**
(71) Applicant: **Maxell, Ltd.**, Kyoto (JP)
(72) Inventor: **Tomohiko Mizuguchi**, Otokuni-gun (JP)
(73) Assignee: **MAXELL, LTD.**, Kyoto (JP)
(**) Term: **15 Years**

D860,453 S * 9/2019 Zanata D24/144
D863,584 S * 10/2019 Vettori D24/214
D870,907 S * 12/2019 Cheng D24/211
D877,144 S * 3/2020 Jeon D14/344
D901,033 S * 11/2020 Liang D24/211
D922,593 S * 6/2021 Chu D24/200
D924,398 S * 7/2021 Pellissard D24/176
2010/0137726 A1* 6/2010 Matsumura A61B 5/25
600/509
2015/0245788 A1* 9/2015 Schmidt A61B 5/0823
600/586

(21) Appl. No.: **29/735,482**
(22) Filed: **May 21, 2020**

(30) **Foreign Application Priority Data**

Nov. 21, 2019 (JP) 2019-025801

(51) **LOC (13) Cl.** **24-02**
(52) **U.S. Cl.**
USPC **D24/186**
(58) **Field of Classification Search**
USPC D24/107, 127-129, 133, 135, 158, 164,
D24/186, 211, 214, 231
CPC A61B 5/4233; A61B 5/4205; A61B 5/037;
A61B 5/6822; A61B 5/103
See application file for complete search history.

(56) **References Cited**

U.S. PATENT DOCUMENTS

D434,496 S * 11/2000 Choksi D24/128
D614,303 S * 4/2010 Gausmann D24/150
D713,824 S * 9/2014 Griffin D14/225
D743,039 S * 11/2015 Hagedorn A61B 5/097
D24/186
D745,673 S * 12/2015 Frey D24/140
D753,516 S * 4/2016 Le Gall D24/186
D756,516 S * 5/2016 Chin D24/150
9,336,795 B1 * 5/2016 Robertson A61B 5/4803
D775,331 S * 12/2016 Buhler D24/133
D812,238 S * 3/2018 Ho D24/211
D853,569 S * 7/2019 Seki D24/186

(Continued)

OTHER PUBLICATIONS

[Plimes Co., Ltd. took a picture of “Gokuri”, a wearable device that measures swallowing by artificial intelligence.], us.wantedly.com, by [Ken-ichiro Watanabe], Posted: Oct. 4, 2018 [online], site visited: [Apr. 26, 2022], URL: <https://us.wantedly.com/users/18371670/post_articles/137495>. (Year: 2018).*

(Continued)

Primary Examiner — Michelle E. Wilson
Assistant Examiner — Amanda J Berlinski
(74) *Attorney, Agent, or Firm* — Oliff PLC

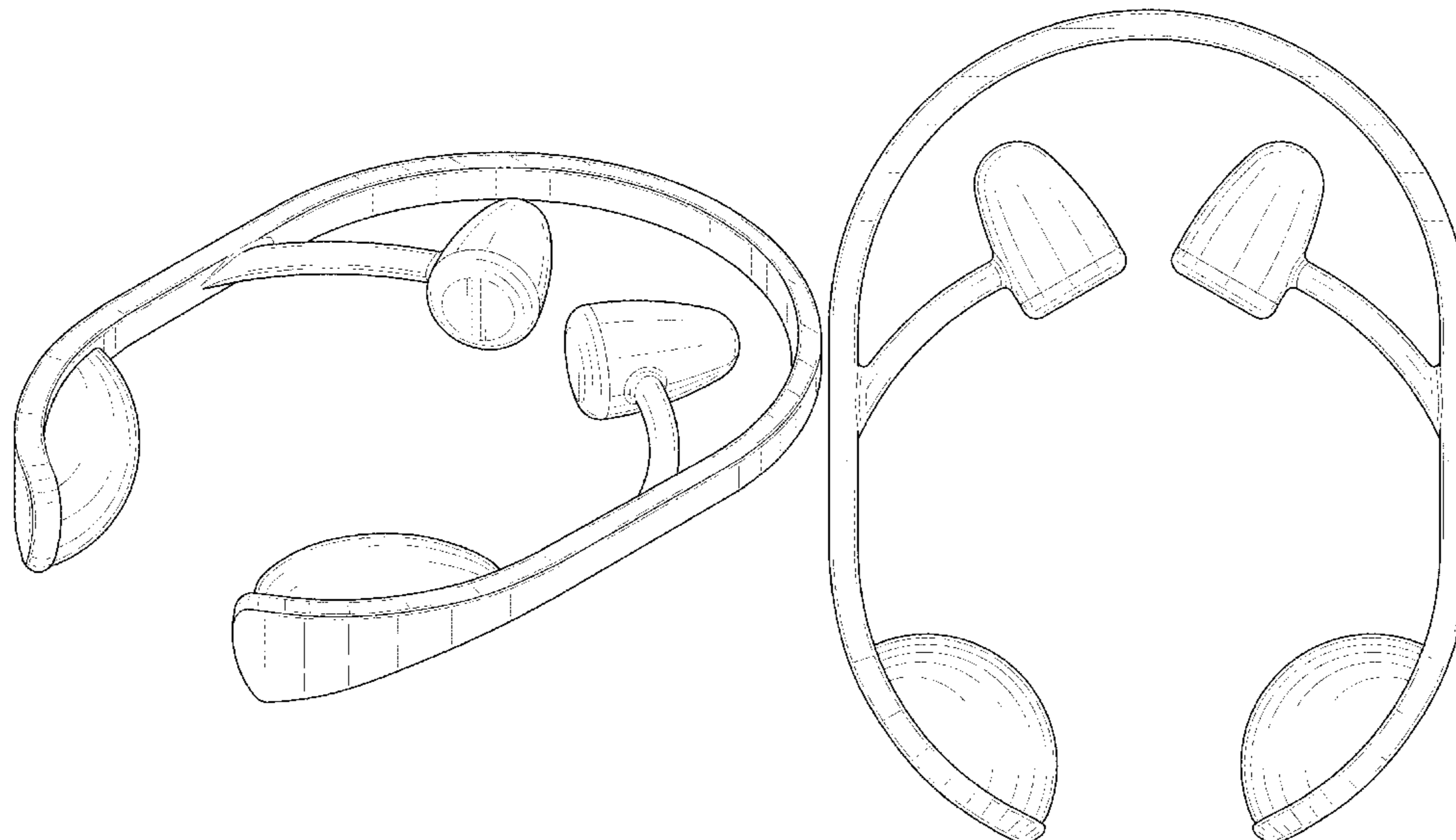
(57) **CLAIM**

The ornamental design for a swallowing sensor, as shown and described.

DESCRIPTION

FIG. 1 is a front, right-side, and top perspective view of the swallowing sensor, showing the new design; FIG. 2 is a front elevational view thereof; FIG. 3 is a rear elevational view thereof; FIG. 4 is a left-side elevational view thereof; FIG. 5 is a right-side elevational view thereof; FIG. 6 is a top plan view thereof; and, FIG. 7 is a bottom plan view thereof.

1 Claim, 5 Drawing Sheets



(56)

References Cited

U.S. PATENT DOCUMENTS

2017/0042479 A1* 2/2017 Shimuta A61B 5/352
2017/0055904 A1* 3/2017 Iizuka A61B 5/02438
2017/0215795 A1* 8/2017 Ahmad A61B 5/097
2018/0256048 A1* 9/2018 Shimuta A61B 5/282
2019/0175093 A1* 6/2019 Suzuki A61B 5/11
2020/0029850 A1* 1/2020 Tang A61B 5/282
2022/0054078 A1* 2/2022 Kanemaru A61B 5/742
2022/0111204 A1* 4/2022 Ueno A61N 1/36

OTHER PUBLICATIONS

[Millions with swallowing problems could be helped through new wearable device], wpurdue.edu, by [Chris Adam], Published: [Dec. 17, 2019] [online], site visited: [Apr. 26, 2022], URL: <<https://www.purdue.edu/newsroom/releases/2019/Q4/millions-with-swallowing-problems-could-be-helped-through-new-wearable-device.html>>. (Year: 2019).*

* cited by examiner

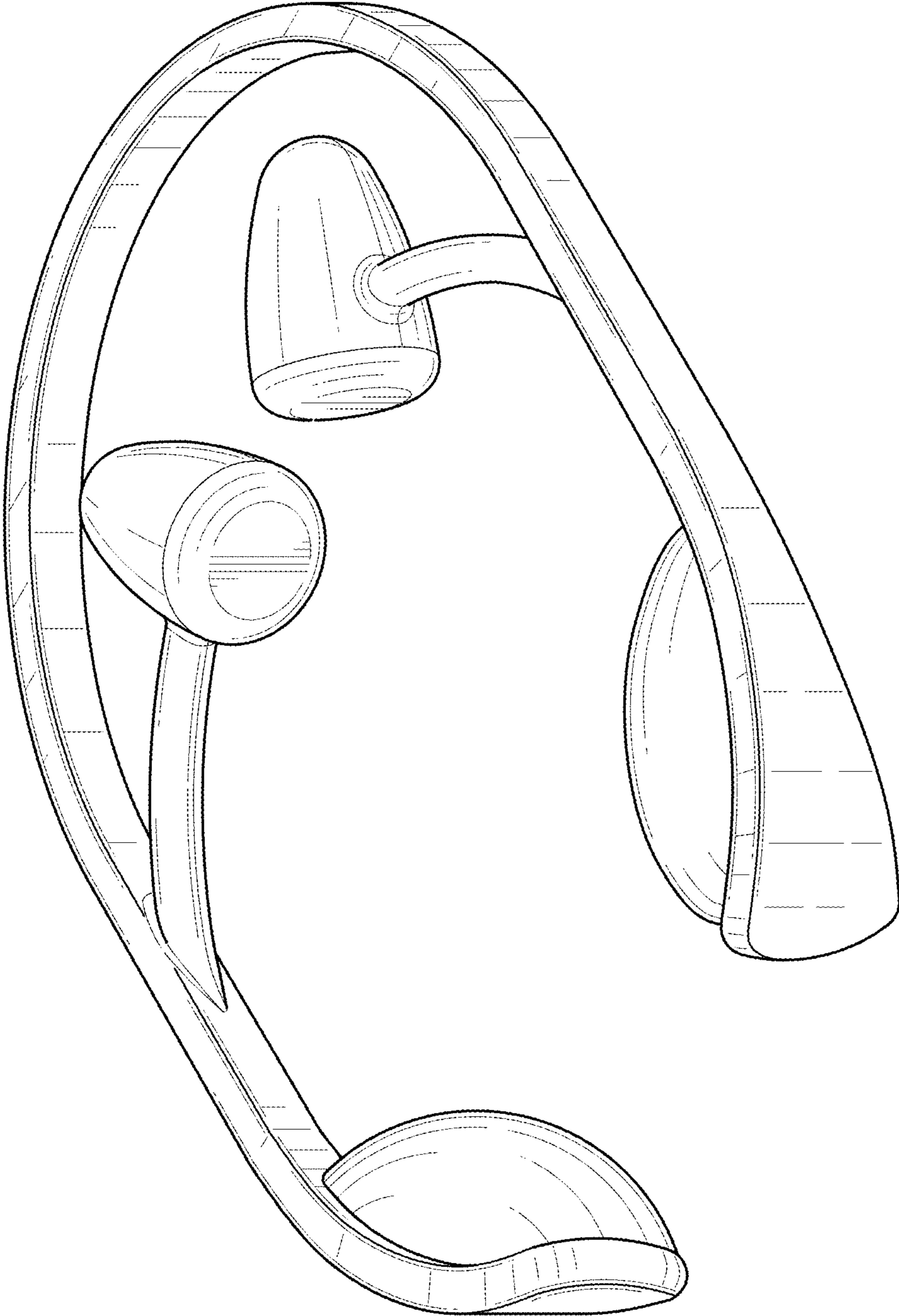


FIG. 1

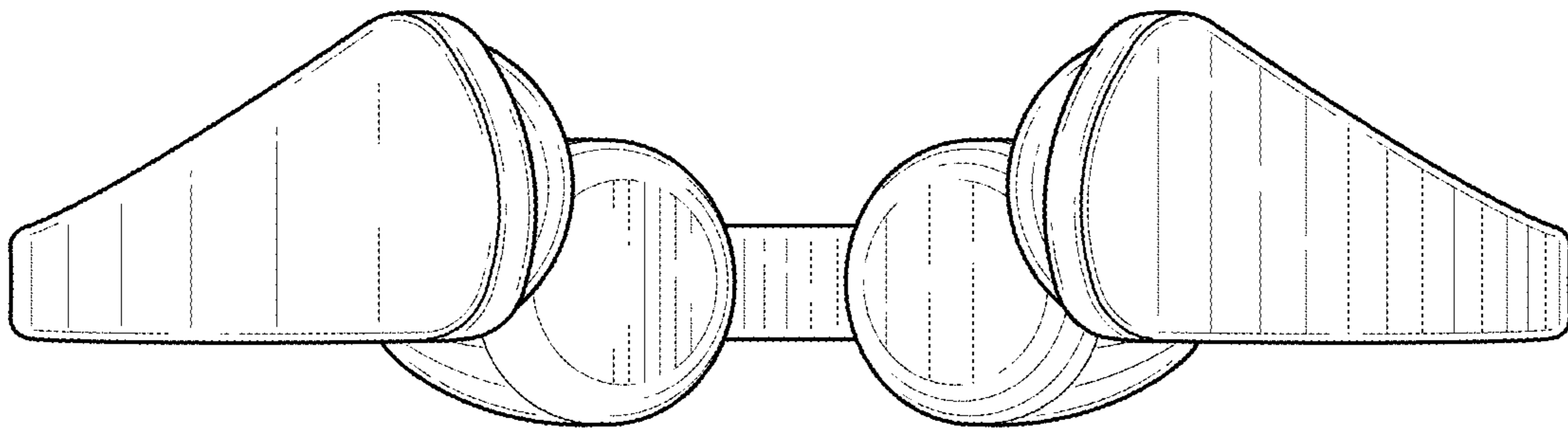


FIG. 2

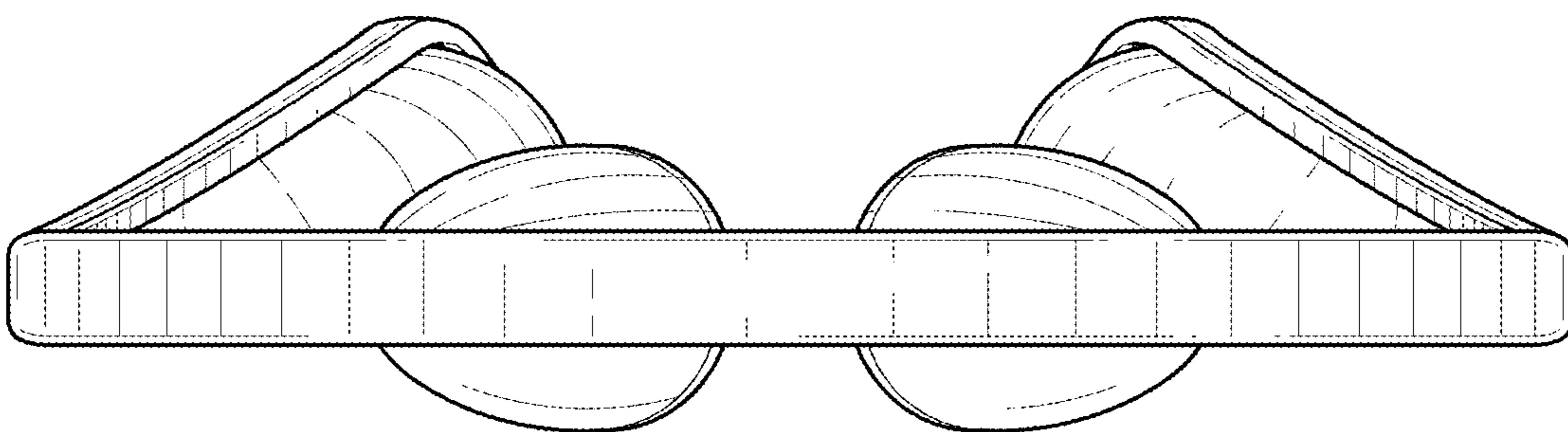


FIG. 3

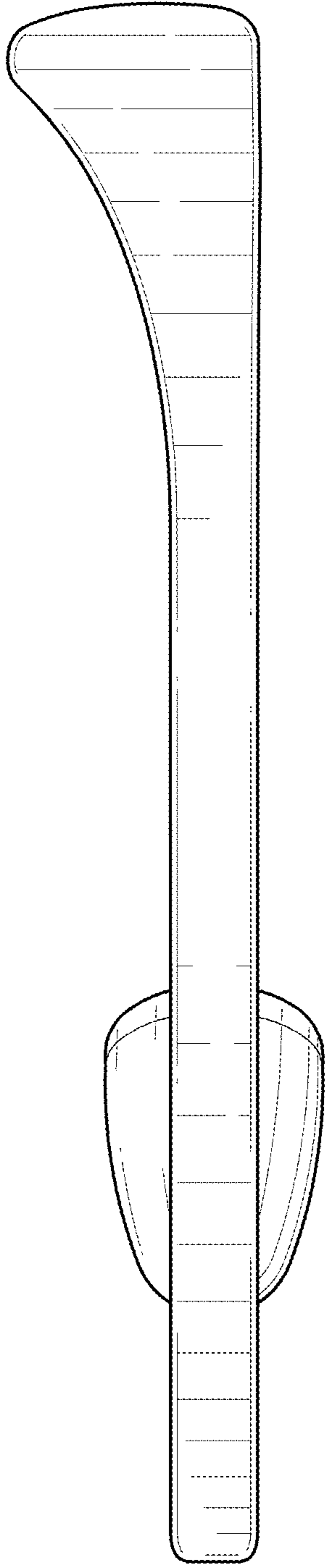


FIG. 4

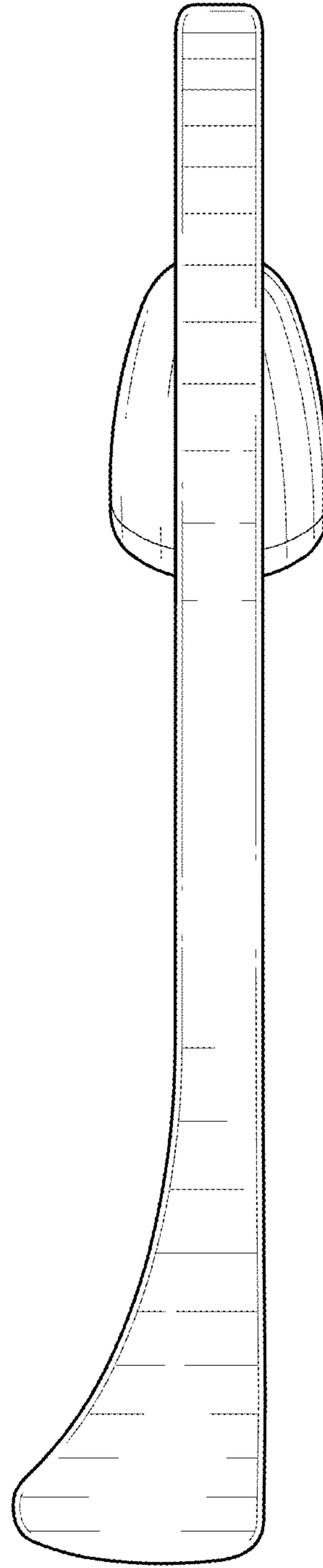


FIG. 5

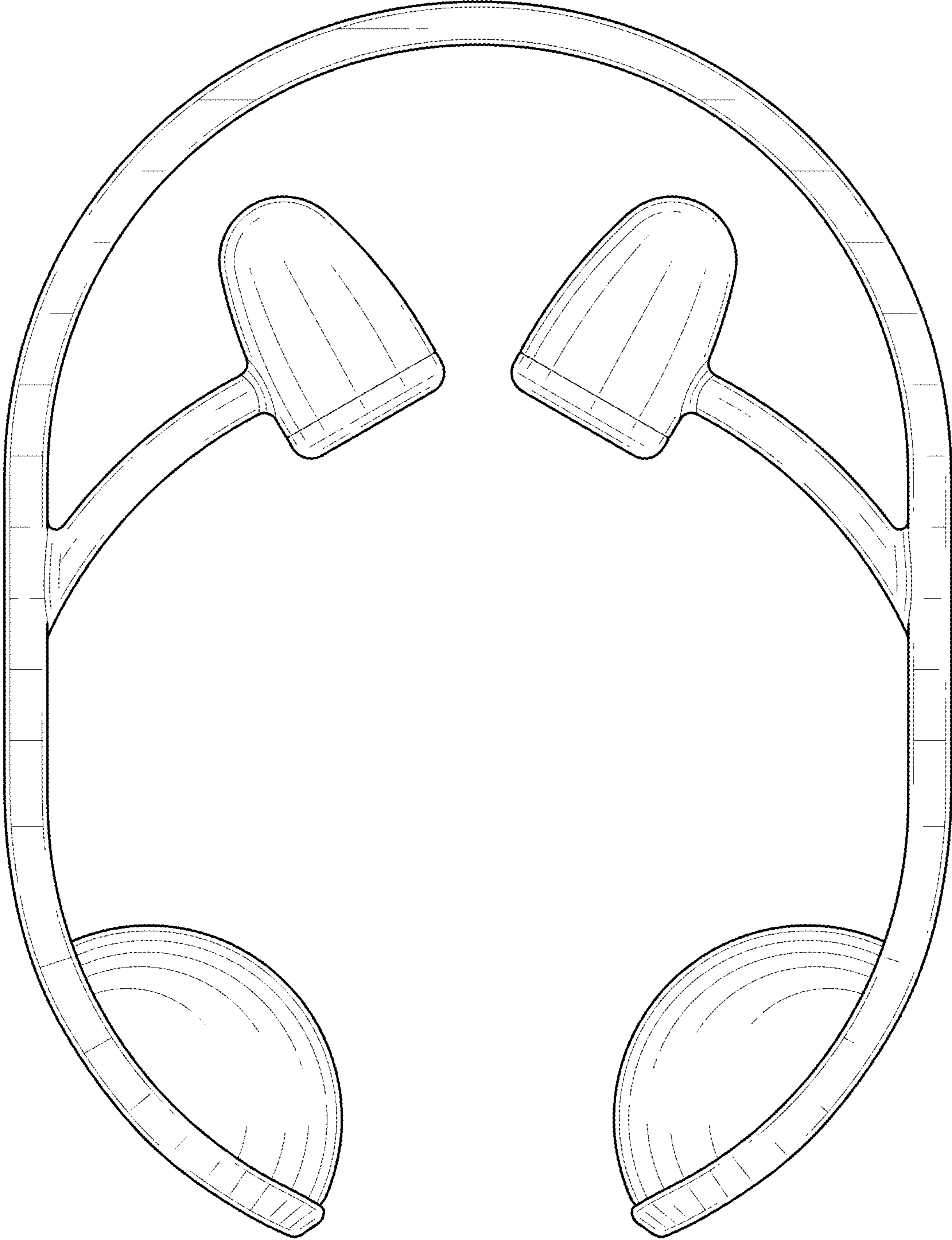


FIG. 6

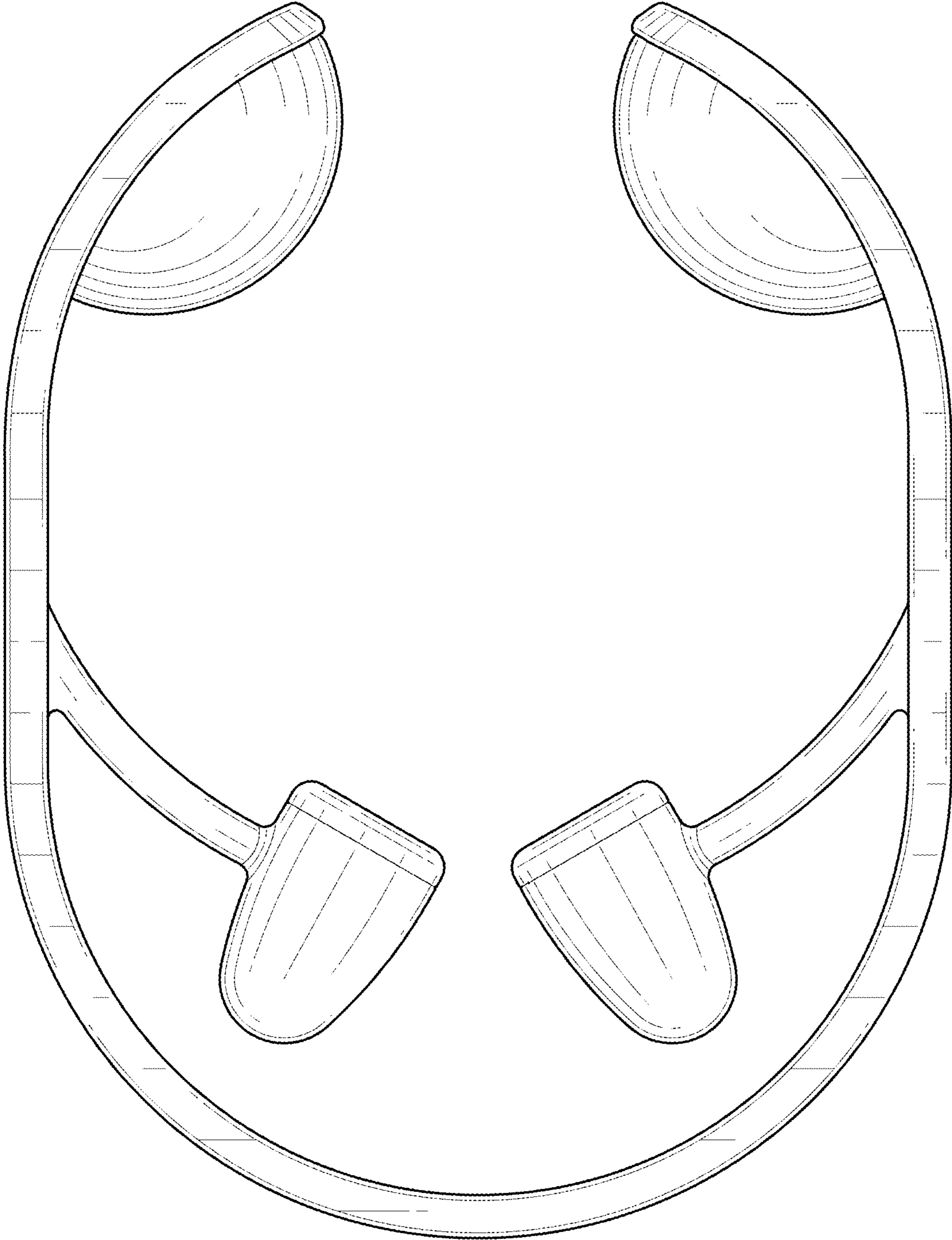


FIG. 7