



US00D958983S

(12) **United States Design Patent**
Troxell et al.

(10) **Patent No.:** **US D958,983 S**

(45) **Date of Patent:** **** *Jul. 26, 2022**

(54) **MARKER ARRAY FOR AN INSTRUMENT FOR USE WITH A SURGICAL ROBOTIC SYSTEM**

(71) Applicant: **GLOBUS MEDICAL, INC.**, Audubon, PA (US)

(72) Inventors: **Paden Troxell**, Philadelphia, PA (US); **Andrew Berkowitz**, Philadelphia, PA (US); **Hayden Cameron**, Philadelphia, PA (US)

(73) Assignee: **Globus Medical Inc.**, Audubon, PA (US)

(*) Notice: This patent is subject to a terminal disclaimer.

(**) Term: **15 Years**

(21) Appl. No.: **29/758,111**

(22) Filed: **Nov. 12, 2020**

(51) **LOC (13) Cl.** **24-02**

(52) **U.S. Cl.**
USPC **D24/140**

(58) **Field of Classification Search**
USPC D24/140, 135, 133
CPC A61B 34/30; A61B 17/02; A61B 17/3423; A61B 46/10; A61B 90/50; A61B 17/1671; A61B 2034/2055; A61F 2/4611; A61F 2/4455; A61M 29/00
See application file for complete search history.

(56) **References Cited**

U.S. PATENT DOCUMENTS

D420,132 S *	2/2000	Bucholz	D24/140
D422,706 S *	4/2000	Bucholz	D24/140
D761,428 S *	7/2016	Birkenbach	D24/140
D778,441 S *	2/2017	Corrao, Jr.	D24/140

D788,915 S *	6/2017	Kheradpir	D24/140
D806,247 S *	12/2017	Kheradpir	D24/147
D816,838 S *	5/2018	Kheradpir	D24/140
D820,984 S *	6/2018	Kheradpir	D24/140
D823,470 S *	7/2018	Neubauer	D24/158
D828,561 S *	9/2018	Kheradpir	D24/147
D838,848 S *	1/2019	Neubauer	D24/158
D838,849 S *	1/2019	Neubauer	D24/158
D838,850 S *	1/2019	Neubauer	D24/158
D838,851 S *	1/2019	Neubauer	D24/158
D857,892 S *	8/2019	Crawford	D24/140
D860,446 S *	9/2019	Crawford	D24/140
D860,447 S *	9/2019	Crawford	D24/140
D860,448 S *	9/2019	Crawford	D24/140
D864,389 S *	10/2019	Crawford	D24/140
D865,172 S *	10/2019	Crawford	D24/140
D938,586 S *	12/2021	Schlereth	D24/133
2020/0297435 A1 *	9/2020	Cameron	A61B 90/14
2021/0007811 A1 *	1/2021	Troxell	A61B 34/10

* cited by examiner

Primary Examiner — Bridget L Eland

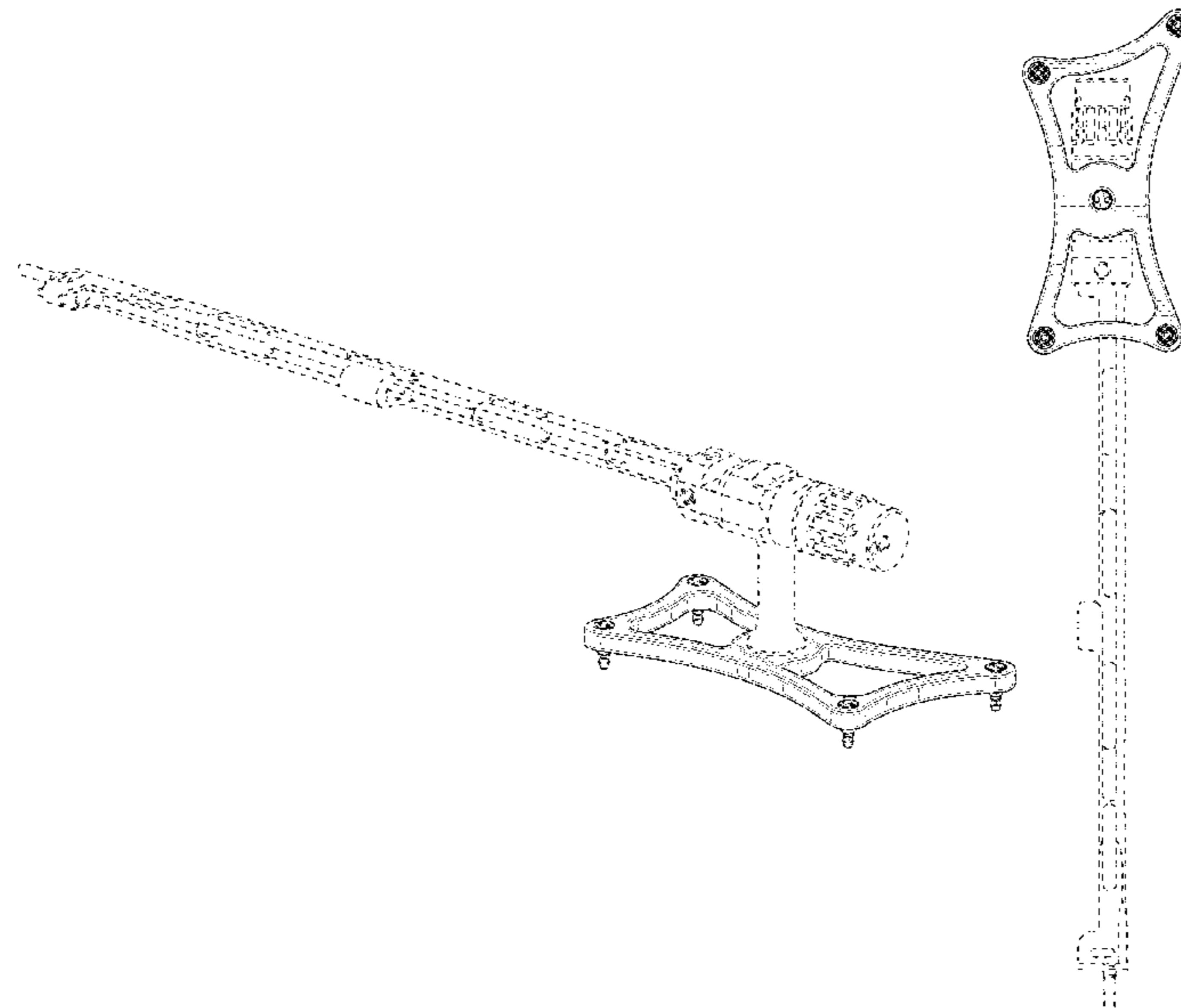
(57) **CLAIM**

The ornamental design for a marker array for an instrument for use with a surgical robotic system, as shown and described.

DESCRIPTION

FIG. 1 is a perspective view of a marker array for an instrument for use with a surgical robotic system showing our new design;
FIG. 2 is another prospective view thereof;
FIG. 3 is a top view thereof;
FIG. 4 is a bottom view thereof;
FIG. 5 is a side view thereof;
FIG. 6 is another side view thereof;
FIG. 7 is a front view thereof; and,
FIG. 8 is a back view thereof.
In the above drawings the broken lines and the areas within the broken lines form no part of the claimed design.

1 Claim, 8 Drawing Sheets



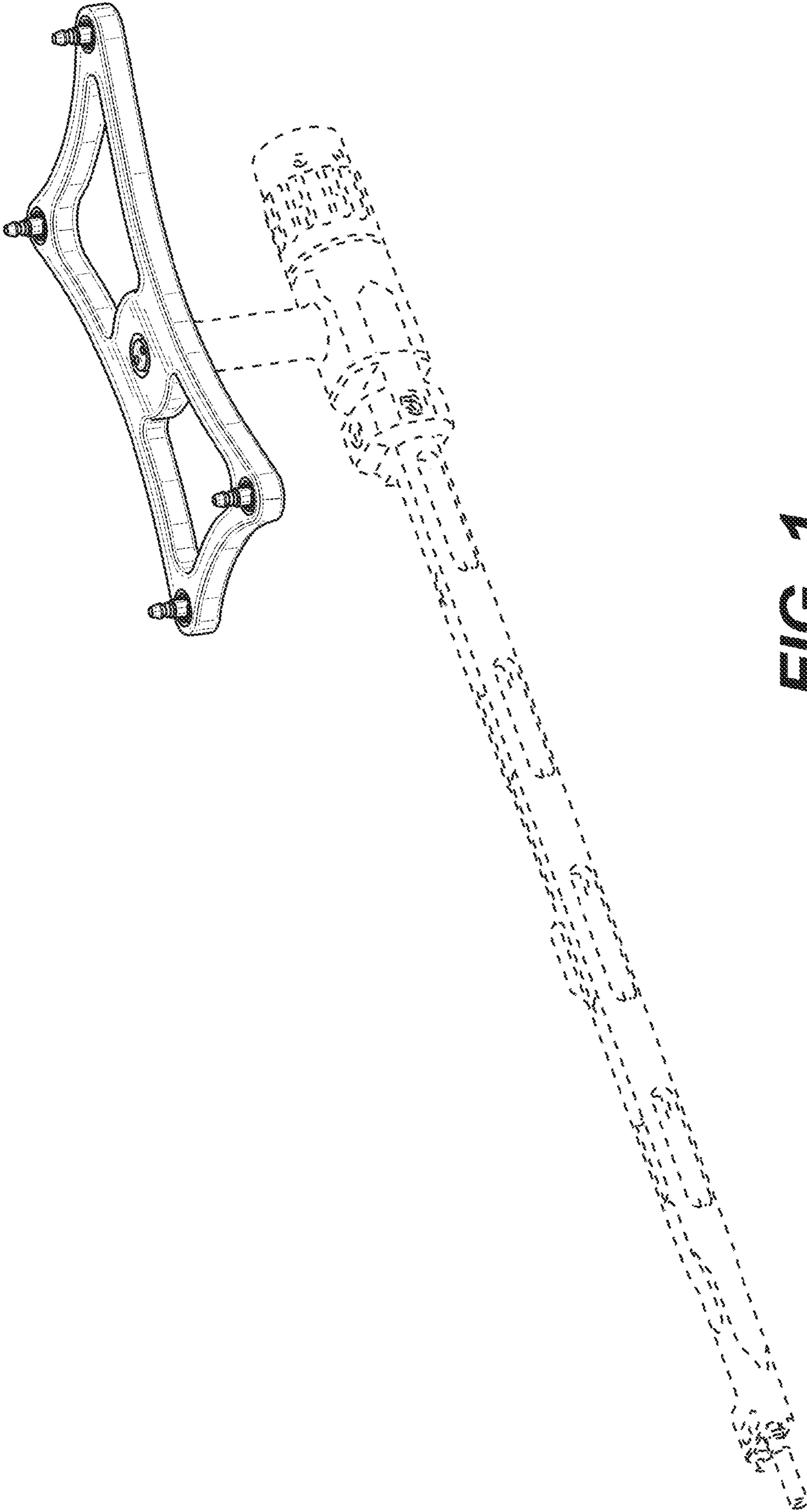


FIG. 1

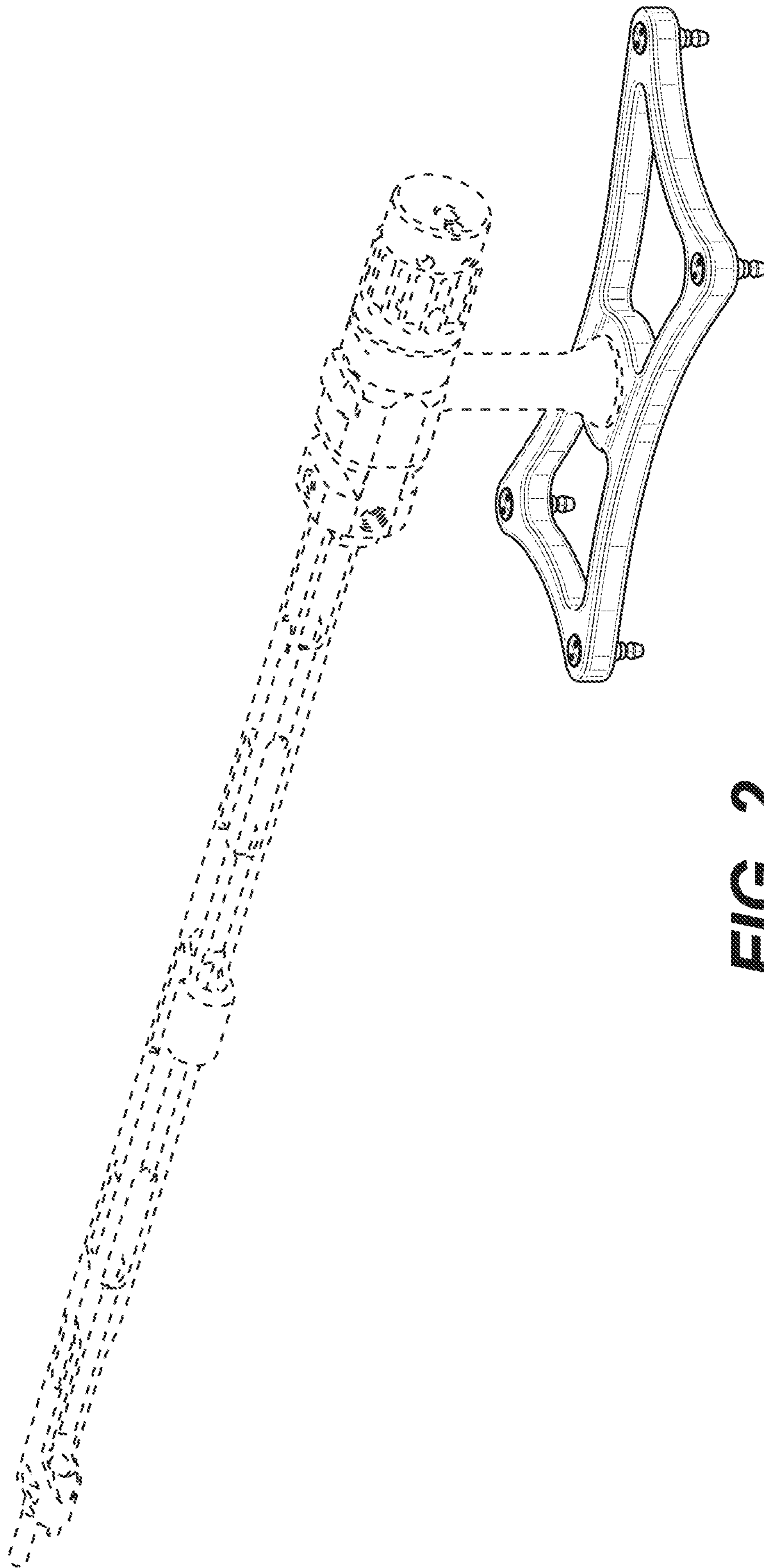


FIG. 2

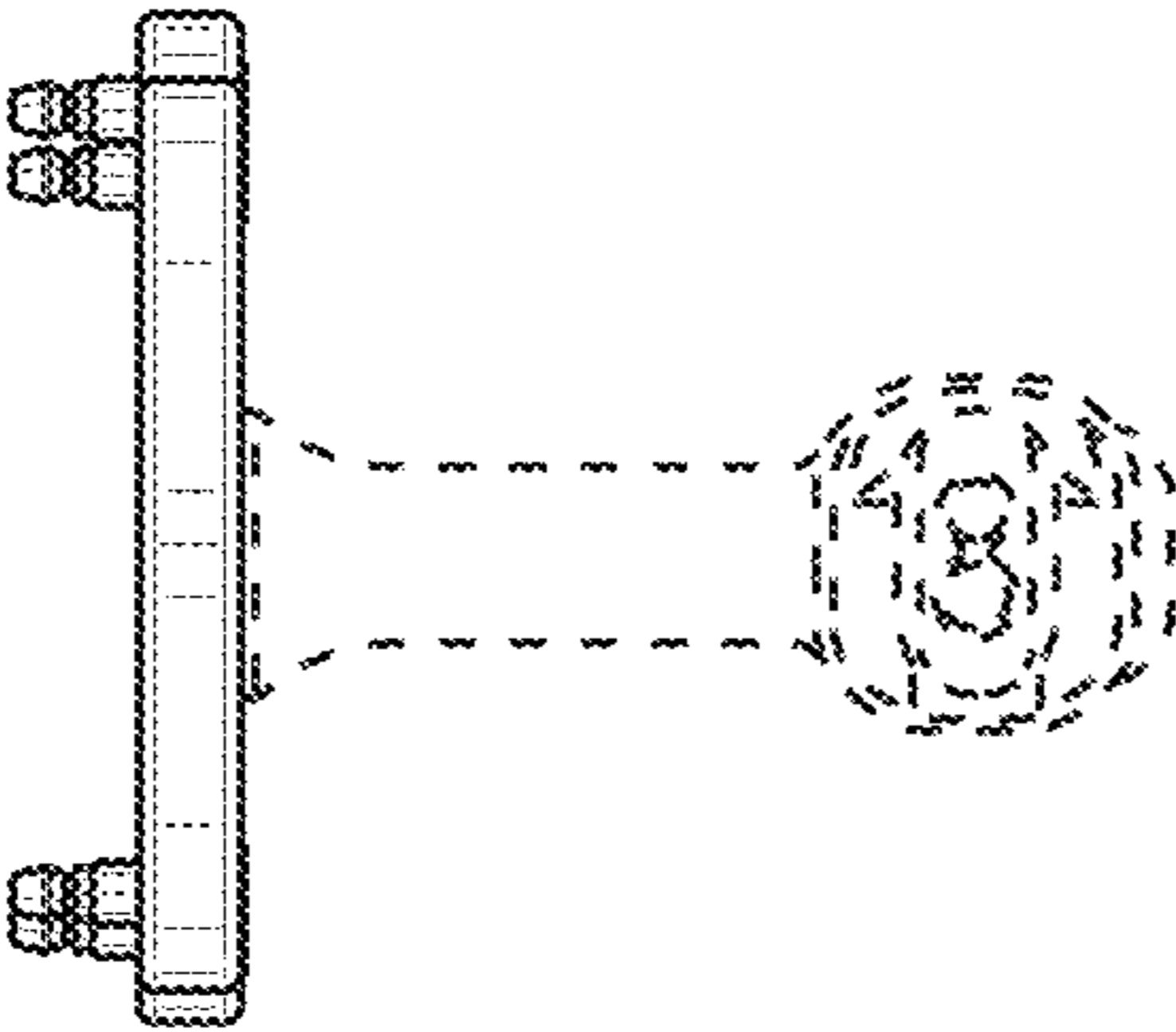


FIG. 3

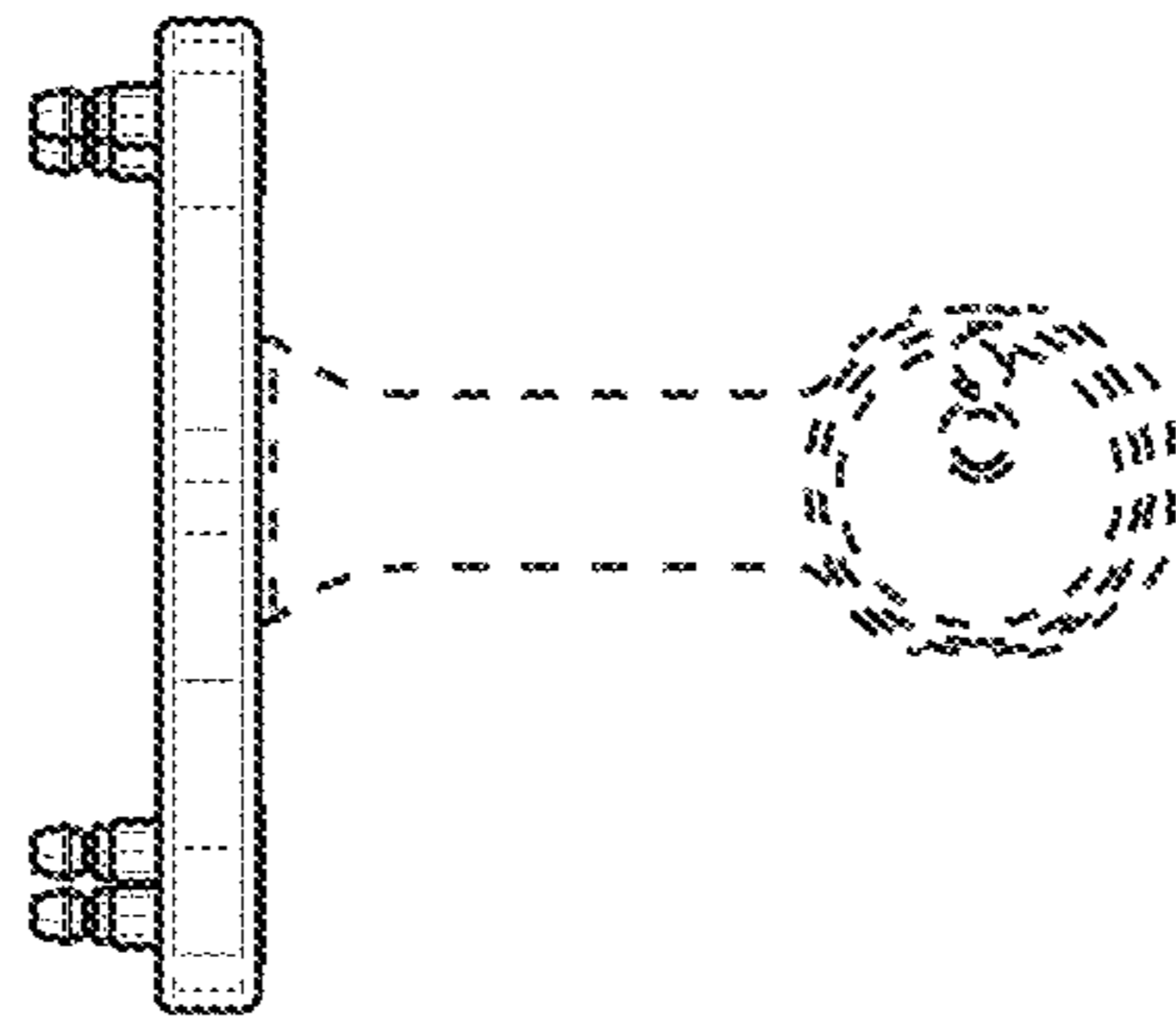


FIG. 4

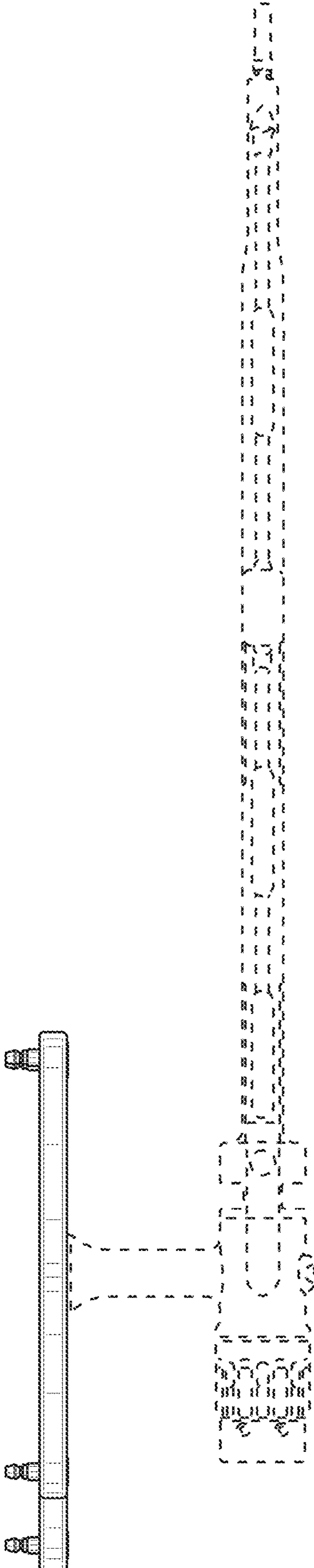


FIG. 5




FIG. 6

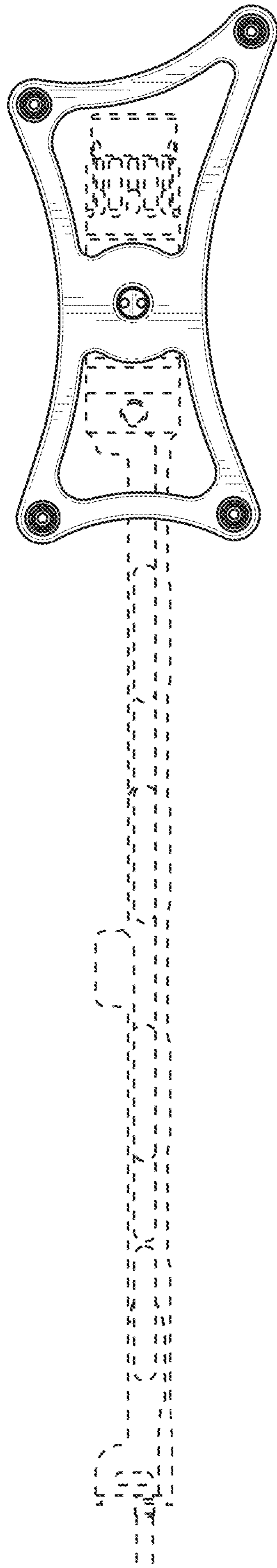


FIG. 7

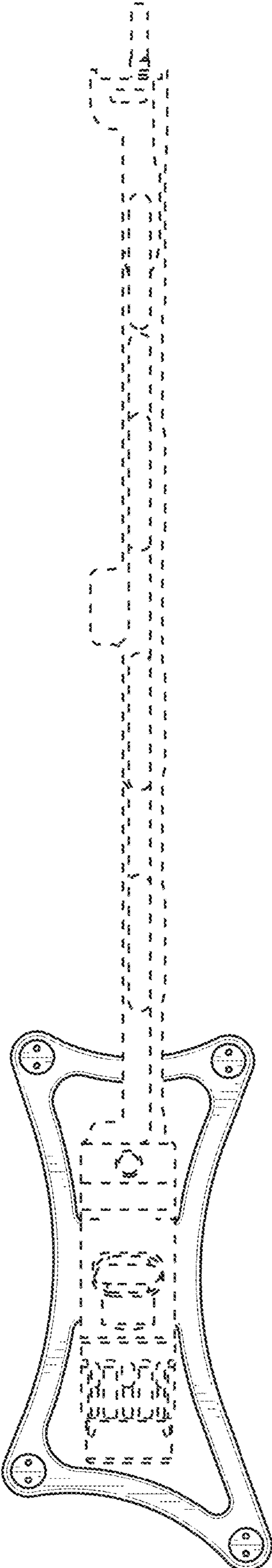


FIG. 8