



US00D958971S

(12) **United States Design Patent** (10) **Patent No.:** **US D958,971 S**
Henry (45) **Date of Patent:** **** *Jul. 26, 2022**

(54) **DENTAL ASPIRATOR**

(71) Applicant: **Rolin S. Henry**, Bowie, MD (US)

(72) Inventor: **Rolin S. Henry**, Bowie, MD (US)

(*) Notice: This patent is subject to a terminal disclaimer.

(**) Term: **15 Years**

(21) Appl. No.: **29/727,957**

(22) Filed: **Mar. 14, 2020**

Related U.S. Application Data

(63) Continuation-in-part of application No. 14/776,869, filed as application No. PCT/IB2014/059861 on Mar. 15, 2014, now Pat. No. 10,814,050.

(51) **LOC (13) Cl.** **24-02**

(52) **U.S. Cl.**
USPC **D24/112**

(58) **Field of Classification Search**
USPC D24/112–114, 133, 186, 130, 127, 129,
D24/108, 176, 180, 182, 152, 105, 107
CPC A61C 17/08; A61C 17/092; A61M 1/0086;
A61M 1/043; A61M 1/0039
See application file for complete search history.

(56) **References Cited**

U.S. PATENT DOCUMENTS

3,453,735	A *	7/1969	Burt	A61C 17/08 433/96
4,417,874	A *	11/1983	Andersson	A61C 17/08 433/96
D358,884	S *	5/1995	Vos	D24/176
D590,056	S *	4/2009	McCrary	D24/108
D630,733	S *	1/2011	Ahlgren	D24/130
D683,448	S *	5/2013	Sidhu	D24/112
D699,837	S *	2/2014	Ericsson	D24/112
D787,663	S *	5/2017	Schlueter	D24/112

D882,763	S *	4/2020	Lovmar	D24/112
10,737,001	B2 *	8/2020	Yarger	A61M 1/84
10,814,050	B2 *	10/2020	Henry	A61M 1/86
2005/0096608	A1 *	5/2005	Mannschedel	A61C 17/08 433/91

(Continued)

OTHER PUBLICATIONS

Screen-Vac Aspirator Tip Vented Blue 6 in 100/Pk, Screen-Vac, Henry Schein Dental, [Post date unknown], [Site seen Apr. 12, 2022], Seen at URL: <https://www.henryschein.com/us-en/dental/p/evacuation-products/high-volume-evacuator-tips/screen-vac-aspirator-tips/7050044> (Year: 2022).*

(Continued)

Primary Examiner — Natasha Vujcic
Assistant Examiner — Gilbert B Ford
(74) *Attorney, Agent, or Firm* — Michael Razavi; Alfred F. Hoyte, Jr.

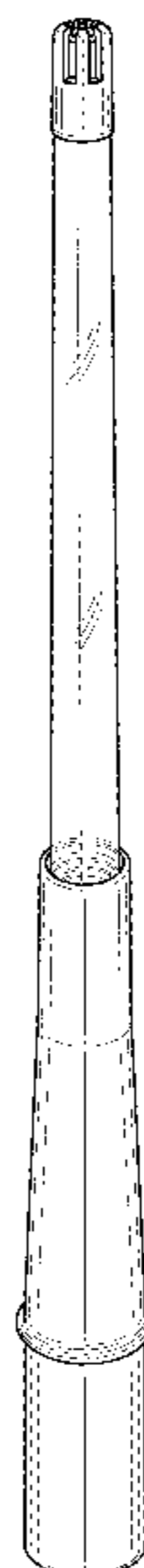
(57) **CLAIM**

I claim, the ornamental design for a dental aspirator, as shown and described.

DESCRIPTION

FIG. 1 is a perspective view of a dental aspirator of the invention.
FIG. 2 is a front view of the dental aspirator of the invention.
FIG. 3 is a right side view of the dental aspirator of the invention.
FIG. 4 is a rear view of the dental aspirator of the invention.
FIG. 5 is a left side view of the dental aspirator of the invention.
FIG. 6 is a top view of the dental aspirator of the invention; and,
FIG. 7 is a bottom view of the dental aspirator of the invention.

1 Claim, 6 Drawing Sheets



(56)

References Cited

U.S. PATENT DOCUMENTS

2006/0199147 A1* 9/2006 Mahlmann A61C 17/08
433/96
2016/0038661 A1* 2/2016 Henry A61M 1/84
433/96

OTHER PUBLICATIONS

House Brand Surgical Aspirator Tips, White, 1/8" diameter. Package of 25, House Brand, [Post Date Jun. 30, 2014], [Site seen Apr. 12, 2022], Seen at URL: <https://www.net32.com/ec/house-brand-surgical-aspirator-tips-white-1-d-111120> (Year: 2014).*

* cited by examiner

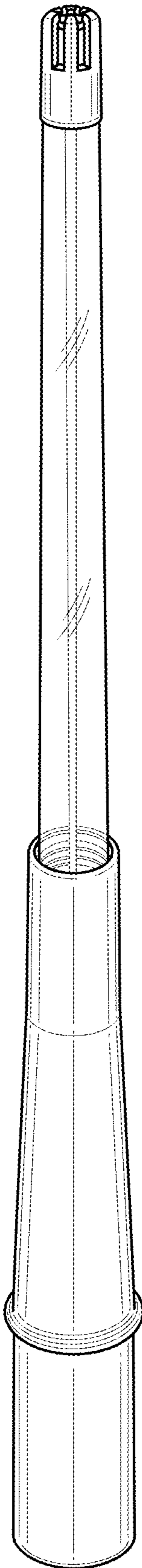


FIG. 1

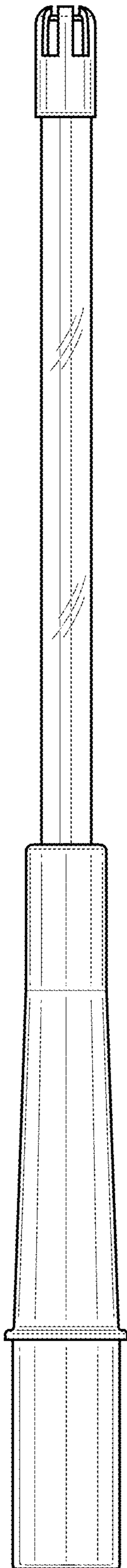


FIG. 2

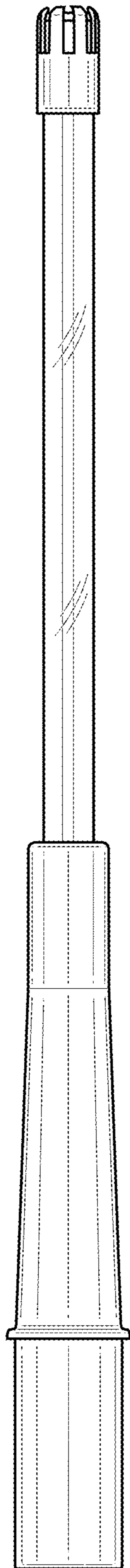


FIG. 3

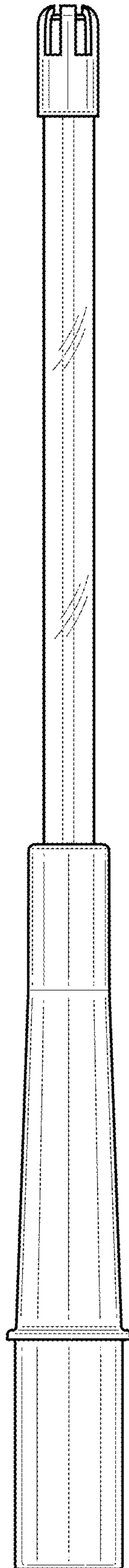


FIG. 4

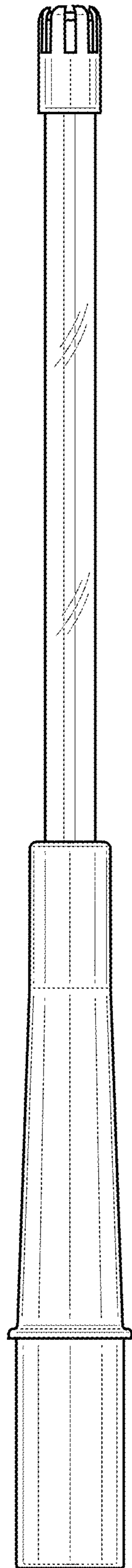


FIG. 5

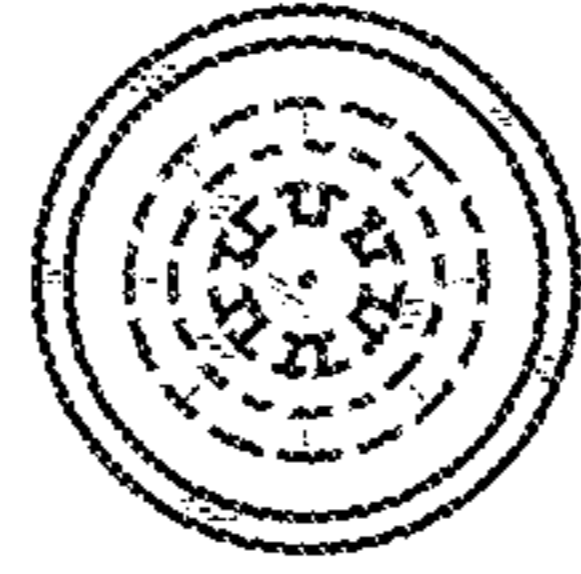


FIG. 7

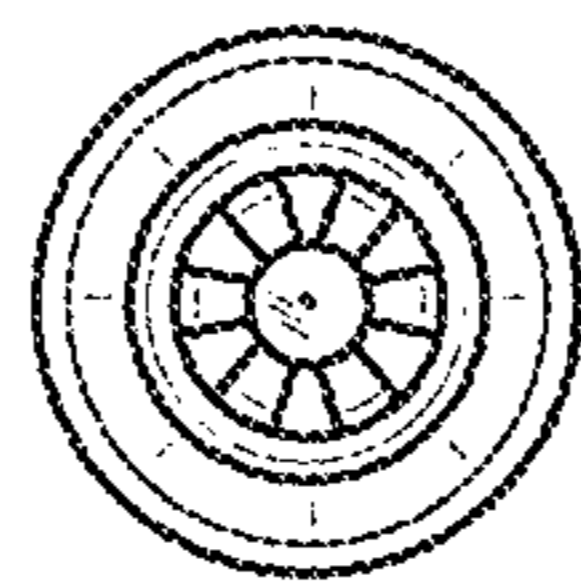


FIG. 6