



US00D958953S

(12) **United States Design Patent**
Sward et al.

(10) **Patent No.:** **US D958,953 S**

(45) **Date of Patent:** **** Jul. 26, 2022**

- (54) **AIR TREATMENT APPLIANCE**
- (71) Applicant: **Prolitec Inc.**, Seattle, WA (US)
- (72) Inventors: **Nathan Sward**, Wauwatosa, WI (US);
Max Crabb, Milwaukee, WI (US);
Harold Wikel, Muskego, WI (US)
- (73) Assignee: **Prolitec Inc.**, Seattle, WA (US)
- (**) Term: **15 Years**
- (21) Appl. No.: **29/767,120**
- (22) Filed: **Jan. 20, 2021**
- (51) **LOC (13) Cl.** **23-04**
- (52) **U.S. Cl.**
USPC **D23/364**
- (58) **Field of Classification Search**
USPC D23/364; 422/120, 122; 55/356, 473,
55/504; 96/97; 261/DIG. 17, DIG. 65,
261/DIG. 88, DIG. 31
CPC .. A61L 9/16; A61L 9/22; B01D 47/00; B01D
47/027; B01D 2221/02; B01D 2259/4508;
B03C 3/155; B03C 3/368; F24F 3/16;
F24F 13/20; F24F 13/28
See application file for complete search history.

D925,719 S *	7/2021	Lee	D23/366
D935,590 S *	11/2021	Xu	D23/364
D935,591 S *	11/2021	Xu	D23/364
D938,565 S *	12/2021	Yang	D23/364
D938,566 S *	12/2021	Yang	D23/364
D941,980 S *	1/2022	Zhang	D23/364
D942,604 S *	2/2022	Yang	D23/364
D943,070 S *	2/2022	Zhou	D23/356

* cited by examiner

Primary Examiner — David G Muller

(74) *Attorney, Agent, or Firm* — Seed IP Law Group LLP

(57) **CLAIM**

The ornamental design for an air treatment appliance, as shown and described.

DESCRIPTION

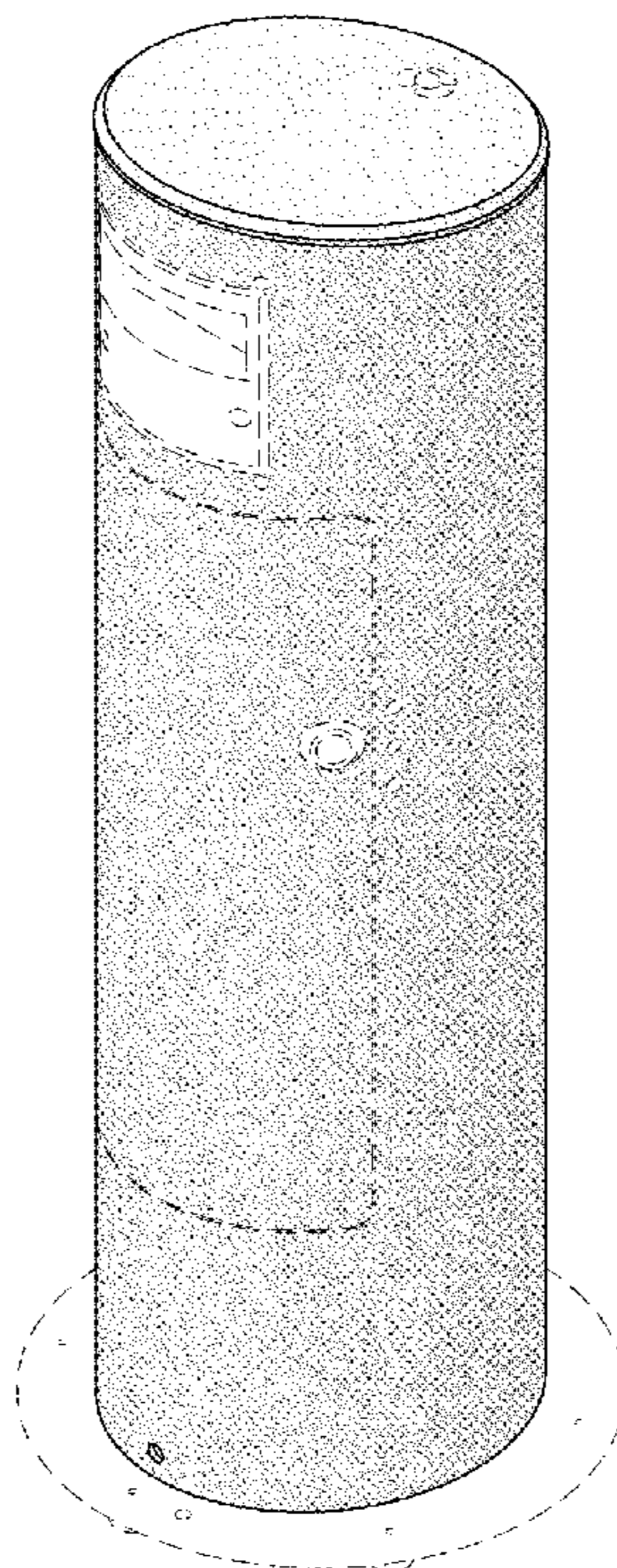
FIG. 1 is a top isometric view of an air treatment appliance, showing our new design.
 FIG. 2 is a bottom isometric view thereof.
 FIG. 3 is a front elevational view thereof.
 FIG. 4 is a rear elevational view thereof.
 FIG. 5 is a left side elevational view thereof.
 FIG. 6 is a right side elevational view thereof.
 FIG. 7 is a top plan view thereof; and,
 FIG. 8 is a bottom plan view thereof.
 In the drawings, stippling represents the three-dimensional contours of the design, and is not intended to indicate surface decoration. The broken lines shown in the drawings depict portions of the air treatment appliance that form no part of the claimed design.

1 Claim, 8 Drawing Sheets

(56) **References Cited**

U.S. PATENT DOCUMENTS

D912,795 S *	3/2021	Wang	D23/364
D915,574 S *	4/2021	Levinson	D23/360
D916,262 S *	4/2021	Wang	D23/356
D920,494 S *	5/2021	Shah	D23/366
D925,716 S *	7/2021	Qin	D23/356



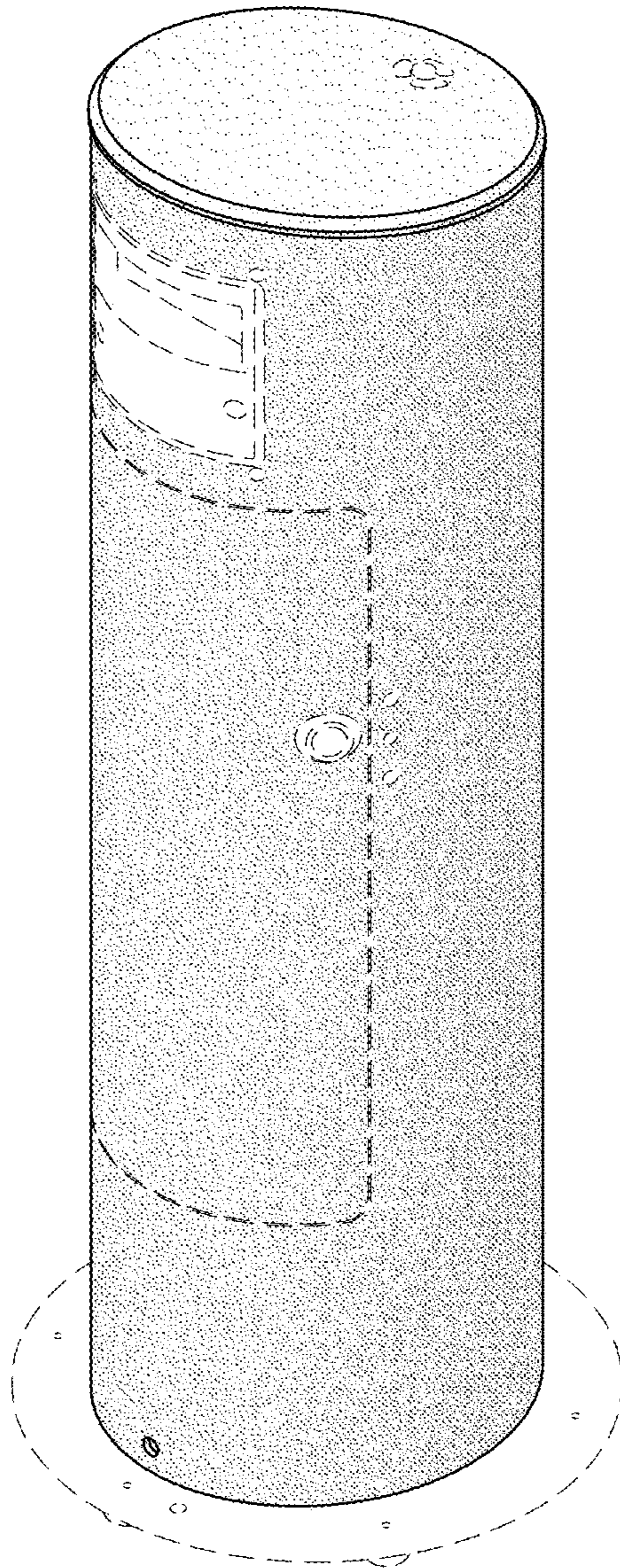


FIG. 1




FIG. 2

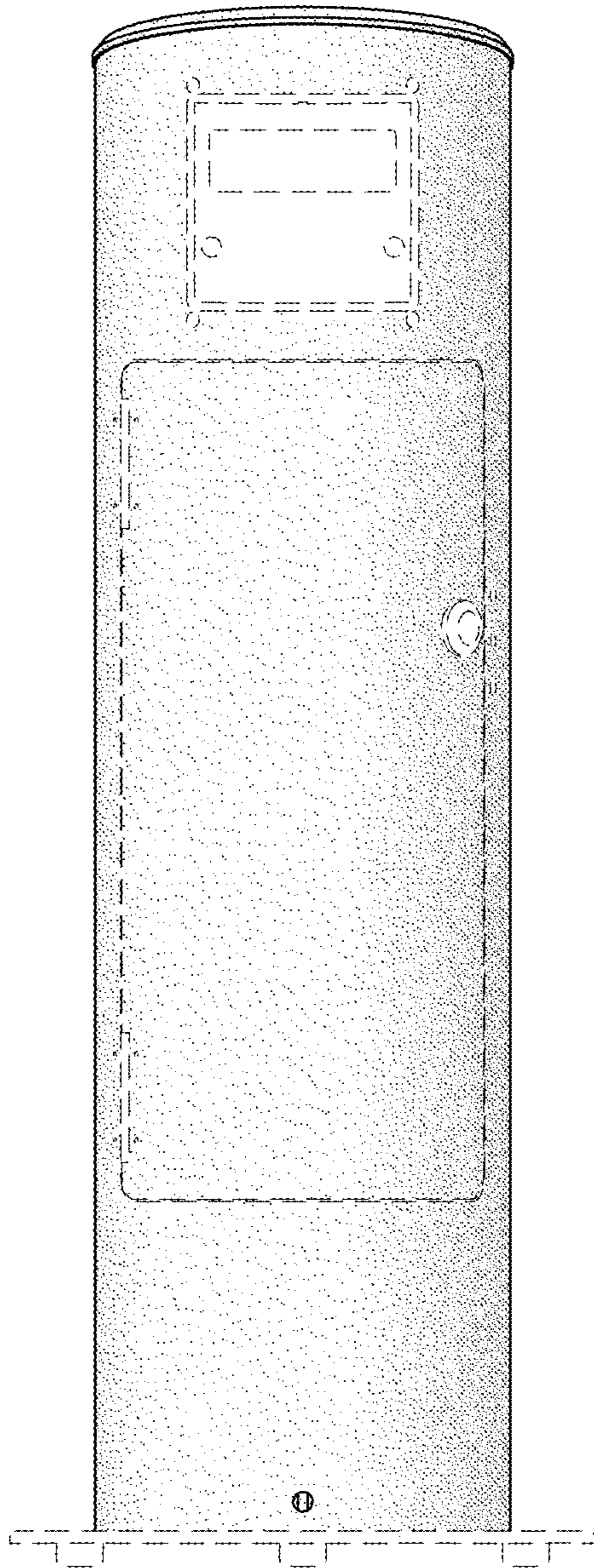


FIG. 3




FIG. 4




FIG. 5

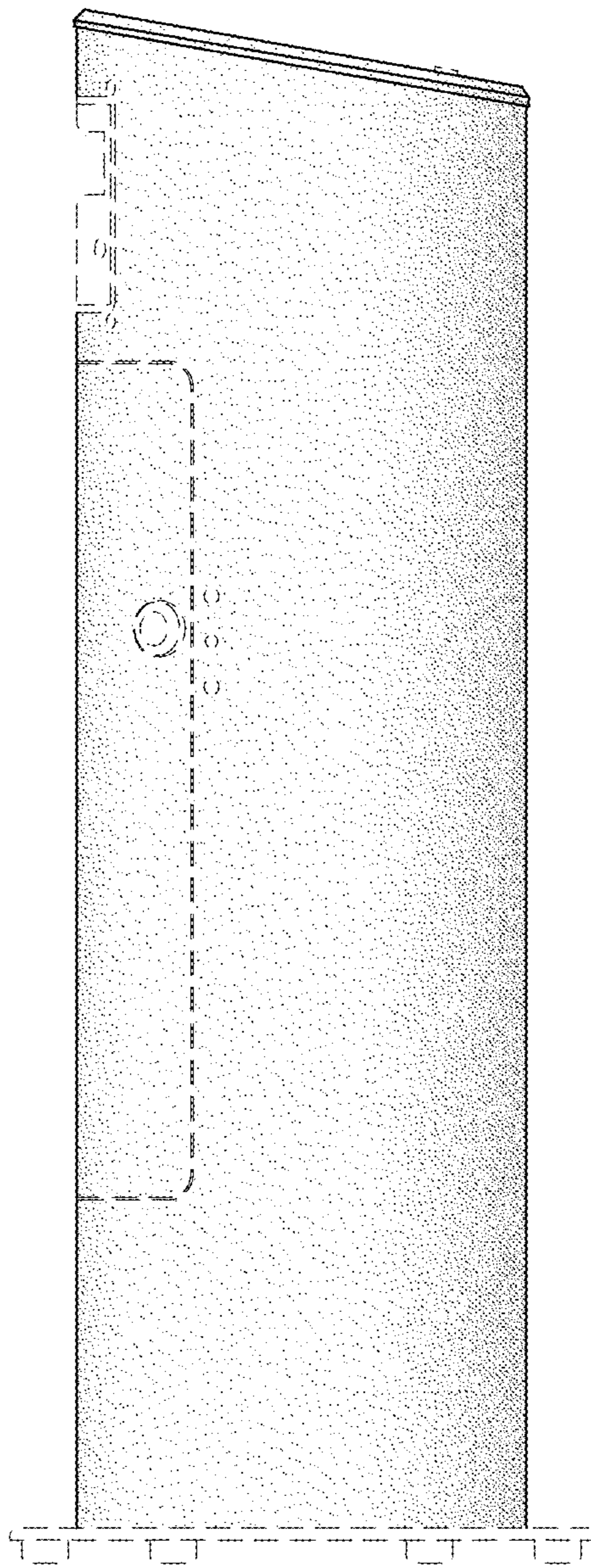


FIG. 6

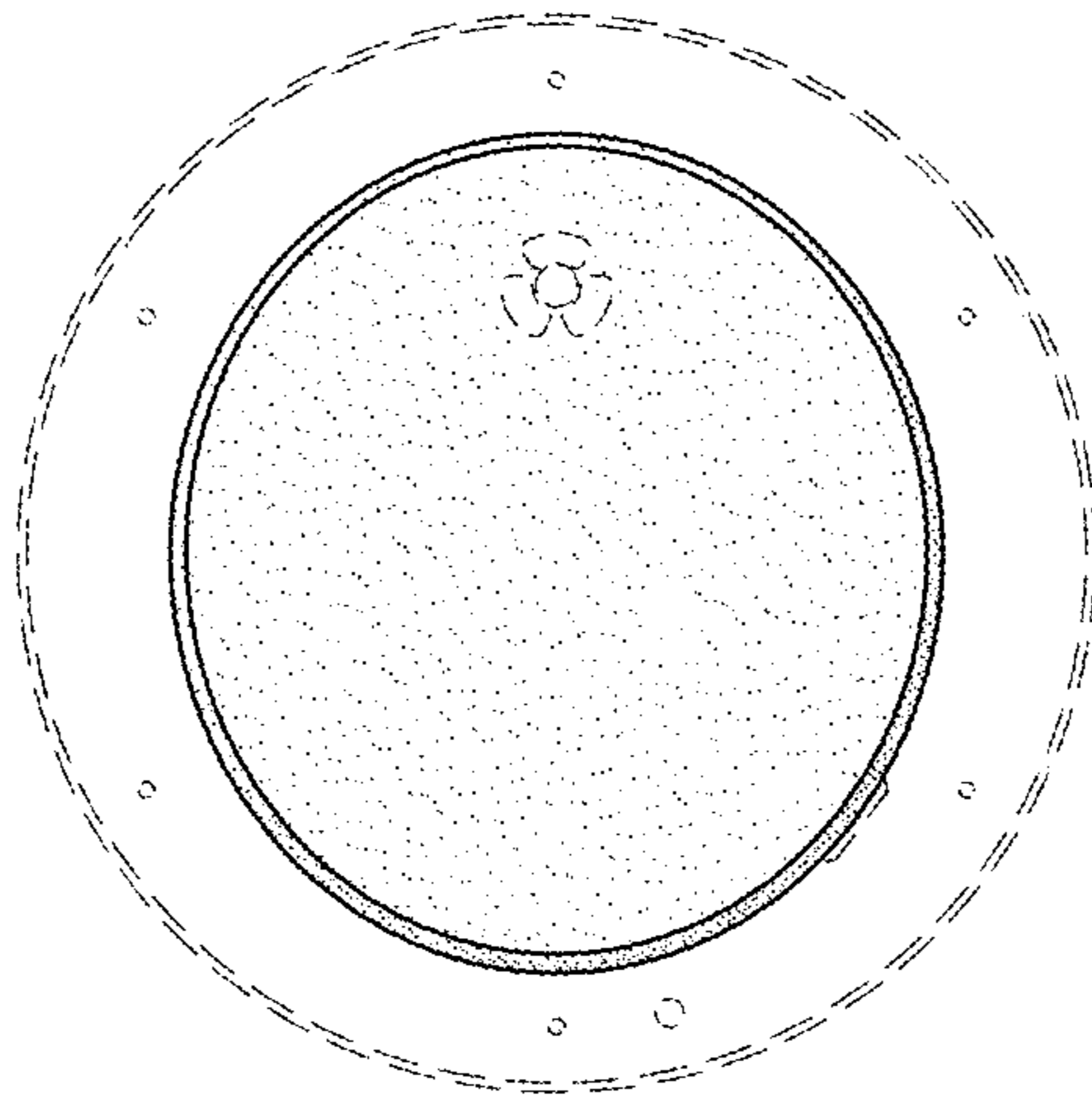


FIG. 7

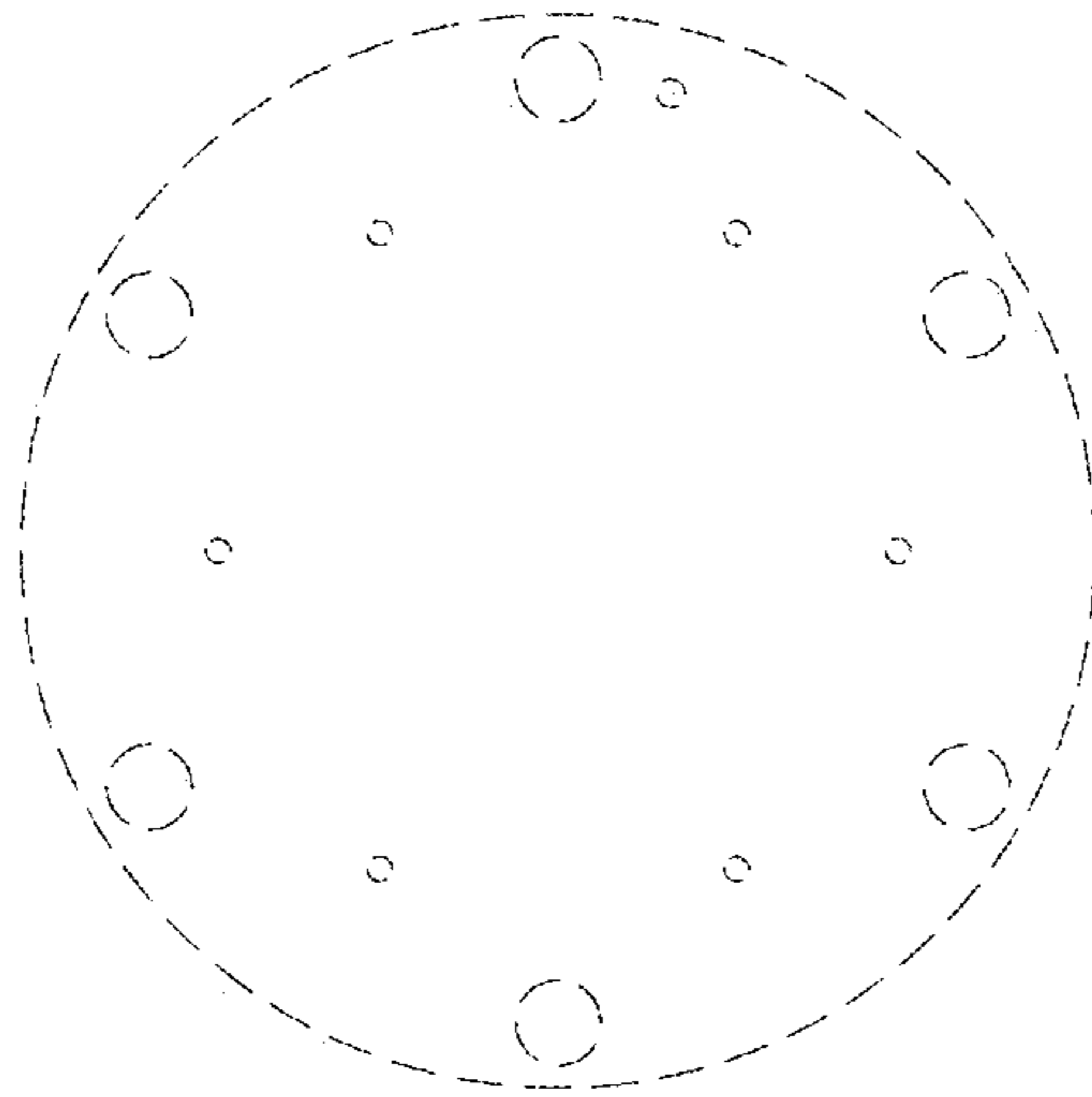


FIG. 8