



US00D958942S

(12) **United States Design Patent**
Haynes

(10) **Patent No.:** **US D958,942 S**
(45) **Date of Patent:** **** Jul. 26, 2022**

(54) **SEALING GLAND**

- (71) Applicant: **Lake Products Limited**, Auckland (NZ)
- (72) Inventor: **Andrew Leo Haynes**, Auckland (NZ)
- (73) Assignee: **Lake Products Limited**, Auckland (NZ)
- (**) Term: **15 Years**
- (21) Appl. No.: **29/708,719**
- (22) Filed: **Oct. 9, 2019**

Related U.S. Application Data

- (63) Continuation of application No. 14/864,171, filed on Sep. 24, 2015, now Pat. No. 10,526,789, which is a continuation of application No. 12/084,142, filed as application No. PCT/NZ2006/000278 on Oct. 27, 2006, now Pat. No. 9,255,412.

(30) **Foreign Application Priority Data**

May 18, 2006 (NZ) 547348
 Sep. 11, 2006 (NZ) 549800

(51) **LOC (13) Cl.** **23-01**

(52) **U.S. Cl.**
USPC **D23/269**

(58) **Field of Classification Search**

USPC D23/249, 259–260, 269, 303, 309;
 277/351–354, 372, 504, 603, 606–609,
 277/616, 626; 285/15, 95, 109, 133.21,
 285/232, 351, 336, 910, 918; 52/58, 199
 CPC F16L 7/00; F16J 15/125
 See application file for complete search history.

(56) **References Cited**

U.S. PATENT DOCUMENTS

2,510,362 A 6/1950 Anderson
 D170,425 S 9/1953 Monahan, Jr.
 3,205,760 A 9/1965 Seckerson et al.

(Continued)

FOREIGN PATENT DOCUMENTS

AU 199895218 6/1999
 AU 200042690 1/2001

(Continued)

OTHER PUBLICATIONS

#8 Gray Dektite Standard Round Base EPDM Flexible Pipe Flashings Video; 0:08/0:49; Published on YouTube Dec. 13, 2018; Visited Online Apr. 2, 2022; <https://www.youtube.com/watch?v=M-DBfwgGPrU&t=1s> (Year: 2018).*

(Continued)

Primary Examiner — Amy C Wierenga

(74) *Attorney, Agent, or Firm* — Foley & Lardner LLP

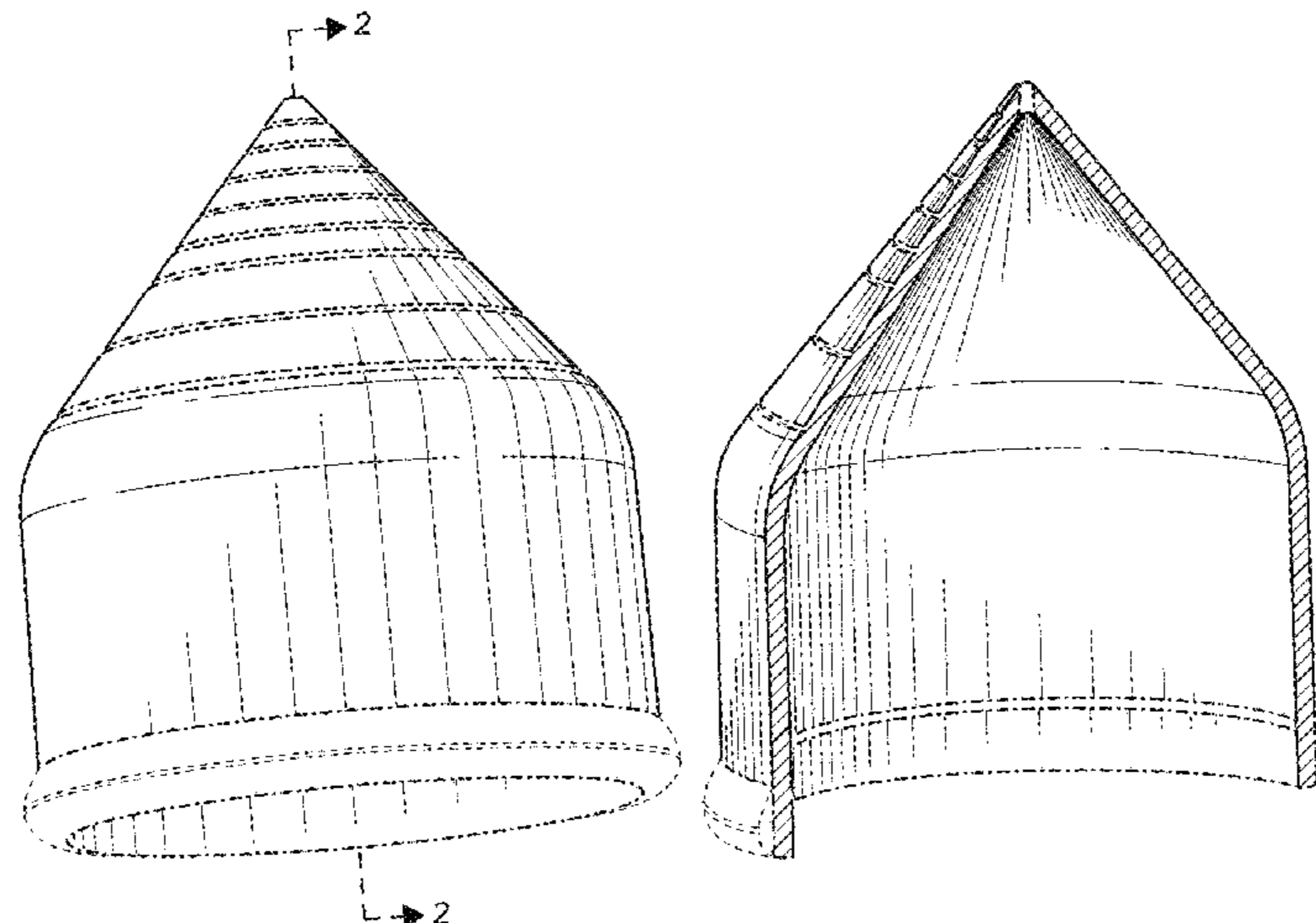
(57) **CLAIM**

I claim the ornamental design for a sealing gland, as shown and described.

DESCRIPTION

FIG. 1 is a front perspective view of the claimed design; FIG. 2 is a cross-sectional view of section 2-2 of FIG. 1 of the claimed design; FIG. 3 is a front view of the claimed design of FIG. 1, the rear view, the left side view, and the right side view of the claimed design are identical to the front view; FIG. 4 is a top view of the claimed design of FIG. 1; and, FIG. 5 is a bottom view of the claimed design of FIG. 1. The claimed design is shown in solid lines in the drawings. The broken lines depict portions of the sealing gland that form no part of the claimed design. Dot-dash-dot lines form boundaries between unclaimed subject matter and the claimed design.

1 Claim, 3 Drawing Sheets



(56)

References Cited

U.S. PATENT DOCUMENTS

D216,693 S * 3/1970 Dammer D25/199
 3,566,738 A 3/1971 Cupit
 3,602,530 A * 8/1971 Elwart E04D 13/1471
 285/44
 3,638,503 A 2/1972 Stipanovic et al.
 3,654,965 A 4/1972 Gramain
 3,677,576 A 7/1972 Gustafson
 3,893,919 A 7/1975 Flegel et al.
 3,977,137 A 8/1976 Patry
 4,120,129 A 10/1978 Nagler et al.
 D252,703 S * 8/1979 Cupit D23/259
 4,211,423 A 7/1980 Resech
 4,333,660 A 6/1982 Cupit
 D269,454 S * 6/1983 Houseman D25/199
 4,449,554 A 5/1984 Busse
 4,469,467 A 9/1984 Odill et al.
 4,519,793 A 5/1985 Galindo
 4,570,943 A * 2/1986 Houseman E04D 13/1471
 285/43
 4,625,469 A 12/1986 Gentry et al.
 4,664,390 A 5/1987 Houseman
 D292,233 S * 10/1987 Schalle D25/199
 D292,234 S * 10/1987 Schalle D25/199
 D294,177 S 2/1988 Sherlock
 4,903,997 A * 2/1990 Kifer E04D 13/1476
 285/43
 D312,506 S 11/1990 Schalle
 5,010,700 A 4/1991 Blair
 5,018,748 A 5/1991 Schalle
 5,036,636 A * 8/1991 Hasty E04D 13/1476
 52/60
 D321,565 S 11/1991 Schalle
 5,176,408 A 1/1993 Pedersen
 5,222,334 A * 6/1993 Hasty E04D 13/1476
 52/219
 5,226,263 A * 7/1993 Merrin E04D 13/1476
 285/43
 5,248,154 A 9/1993 Westhoff et al.
 5,347,776 A 9/1994 Skoff
 5,414,964 A * 5/1995 Bodycomb E04D 13/1407
 52/219
 D364,933 S 12/1995 Schalle
 D370,274 S 5/1996 Menzies
 5,588,267 A 12/1996 Rodriguez et al.
 D380,039 S 6/1997 Sutherland et al.
 5,703,154 A 12/1997 Davis et al.
 5,711,536 A 1/1998 Meyers
 D423,087 S 4/2000 Houseman
 6,123,339 A 9/2000 Otsuji et al.
 D436,157 S * 1/2001 Houseman D23/259
 6,185,885 B1 2/2001 Thaler
 D447,222 S * 8/2001 Mathers D23/269
 6,409,178 B1 6/2002 Raden et al.
 6,471,217 B1 10/2002 Hayfield et al.
 6,752,176 B1 6/2004 Price et al.
 6,830,269 B1 12/2004 Mayle
 6,866,271 B2 3/2005 MacDonald
 6,957,817 B2 10/2005 Goll
 7,021,878 B1 4/2006 Albertson et al.
 D525,685 S 7/2006 Walton
 7,114,301 B2 10/2006 Bibaud et al.
 7,140,618 B2 11/2006 Valls, Jr.
 D581,777 S * 12/2008 Huang D8/397
 D585,968 S 2/2009 Elkins et al.
 D593,641 S 6/2009 Plank et al.
 7,814,709 B1 * 10/2010 Resech E04D 13/1407
 52/302.1
 8,141,303 B2 3/2012 McDow et al.

8,209,923 B1 * 7/2012 Rich E04D 13/1476
 454/366
 8,453,389 B2 6/2013 Selke et al.
 8,608,206 B2 * 12/2013 Fedale, Sr. E04D 13/1407
 285/43
 8,614,400 B2 12/2013 Aldrich et al.
 D699,328 S 2/2014 Haynes
 8,656,667 B2 2/2014 Beall
 D722,621 S 2/2015 Gray et al.
 9,206,928 B2 * 12/2015 Haynes F16L 5/02
 9,255,412 B2 2/2016 Haynes
 D785,768 S 5/2017 Haynes et al.
 D796,013 S * 8/2017 Haynes F16L 5/10
 D23/269
 D796,014 S 8/2017 Haynes
 D796,074 S 8/2017 Bond
 D796,663 S 9/2017 Mitchell
 D801,487 S 10/2017 Haynes et al.
 D840,516 S * 2/2019 Haynes D23/269
 D884,746 S 5/2020 Tsuji et al.
 D896,732 S * 9/2020 Reiff D12/400
 D897,270 S * 9/2020 Reiff D12/400
 D934,778 S 11/2021 Auquier et al.
 D936,250 S * 11/2021 Oddy D25/199
 2004/0255523 A1 * 12/2004 Bibaud E04D 13/1476
 52/58
 2004/0262854 A1 12/2004 Matczak et al.
 2005/0055889 A1 3/2005 Thaler
 2006/0145428 A1 7/2006 Dudman
 2006/0179725 A1 8/2006 Chu
 2006/0186607 A1 8/2006 Shih et al.
 2007/0101664 A1 5/2007 Hoy et al.
 2007/0143956 A1 6/2007 Kumakura et al.
 2008/0092844 A1 4/2008 Tsukamoto
 2009/0302545 A1 12/2009 Haynes
 2010/0059941 A1 3/2010 Beele
 2010/0126530 A1 5/2010 Welch et al.
 2011/0140371 A1 6/2011 Strydom
 2011/0156354 A1 6/2011 Egritepe et al.
 2011/0266755 A1 11/2011 Anderson et al.
 2012/0126529 A1 * 5/2012 Beall E04D 13/14
 285/42
 2012/0297573 A1 11/2012 Iwahara et al.
 2013/0020796 A1 1/2013 Humber
 2013/0193652 A1 8/2013 Whitley
 2013/0328300 A1 12/2013 Bond
 2014/0084549 A1 3/2014 Haynes et al.
 2015/0054229 A1 2/2015 Haynes et al.
 2017/0059061 A1 3/2017 Haynes et al.

FOREIGN PATENT DOCUMENTS

AU 199911298 2/2002
 CA 2104172 3/1994
 DE 29613258 9/1996
 DE 20015281 1/2001
 DE 10358668 3/2005
 FR 2862736 5/2005
 WO WO-88/09855 12/1988
 WO WO-98/09855 3/1998
 WO WO-2006/128790 A1 12/2006

OTHER PUBLICATIONS

Eagle Flexible Roofing Pipe Flashing Boots—On Site Adjustable Roof Pipe Jack Boot W Round Base; Nov. 23, 2017; Visited Online Apr. 2, 2022; <https://www.amazon.com/EAGLE-Flexible-Roofing-Flashing-Boots/dp/B0784F7X5Z?th=1> (Year: 2017).*

* cited by examiner

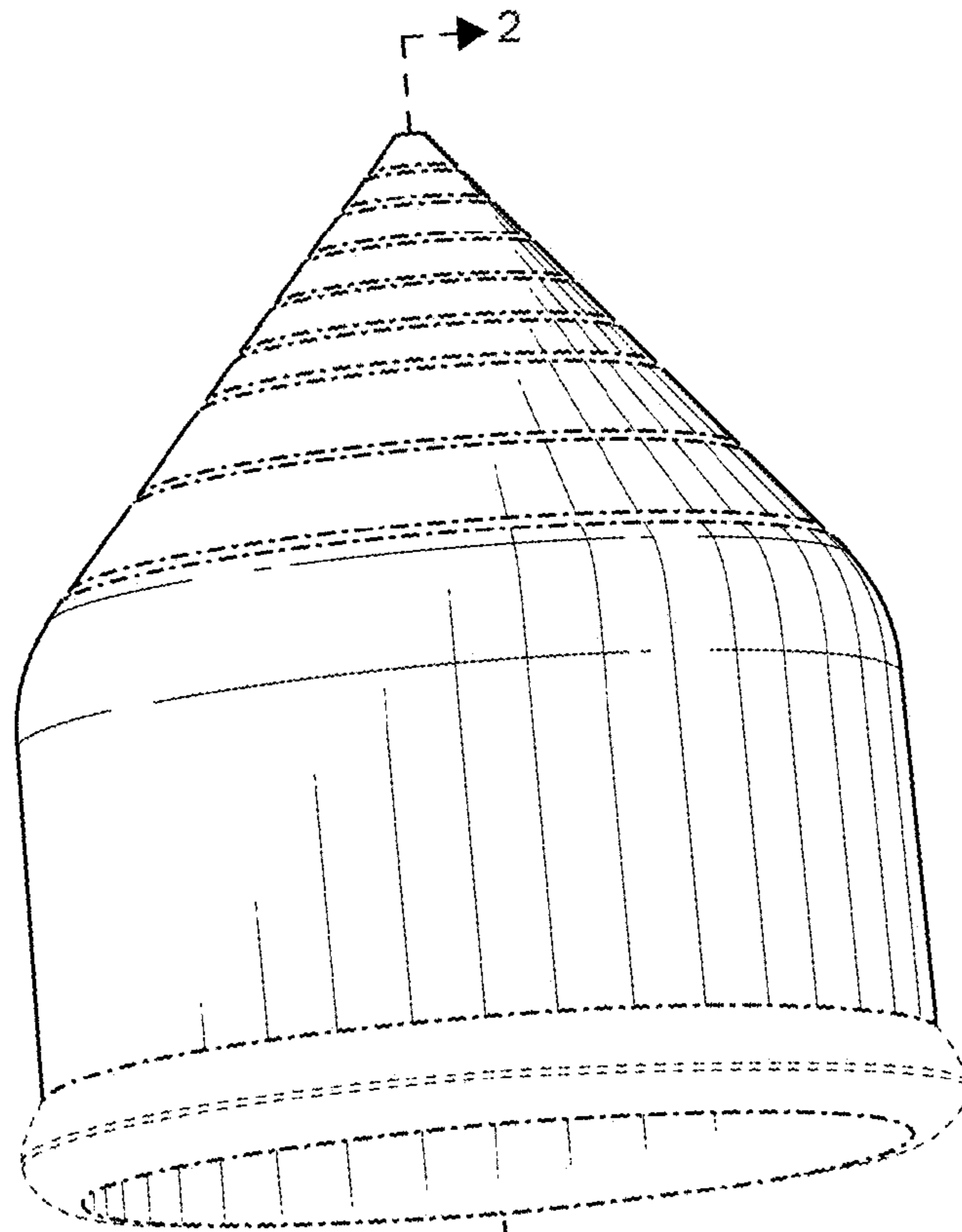


FIG. 1

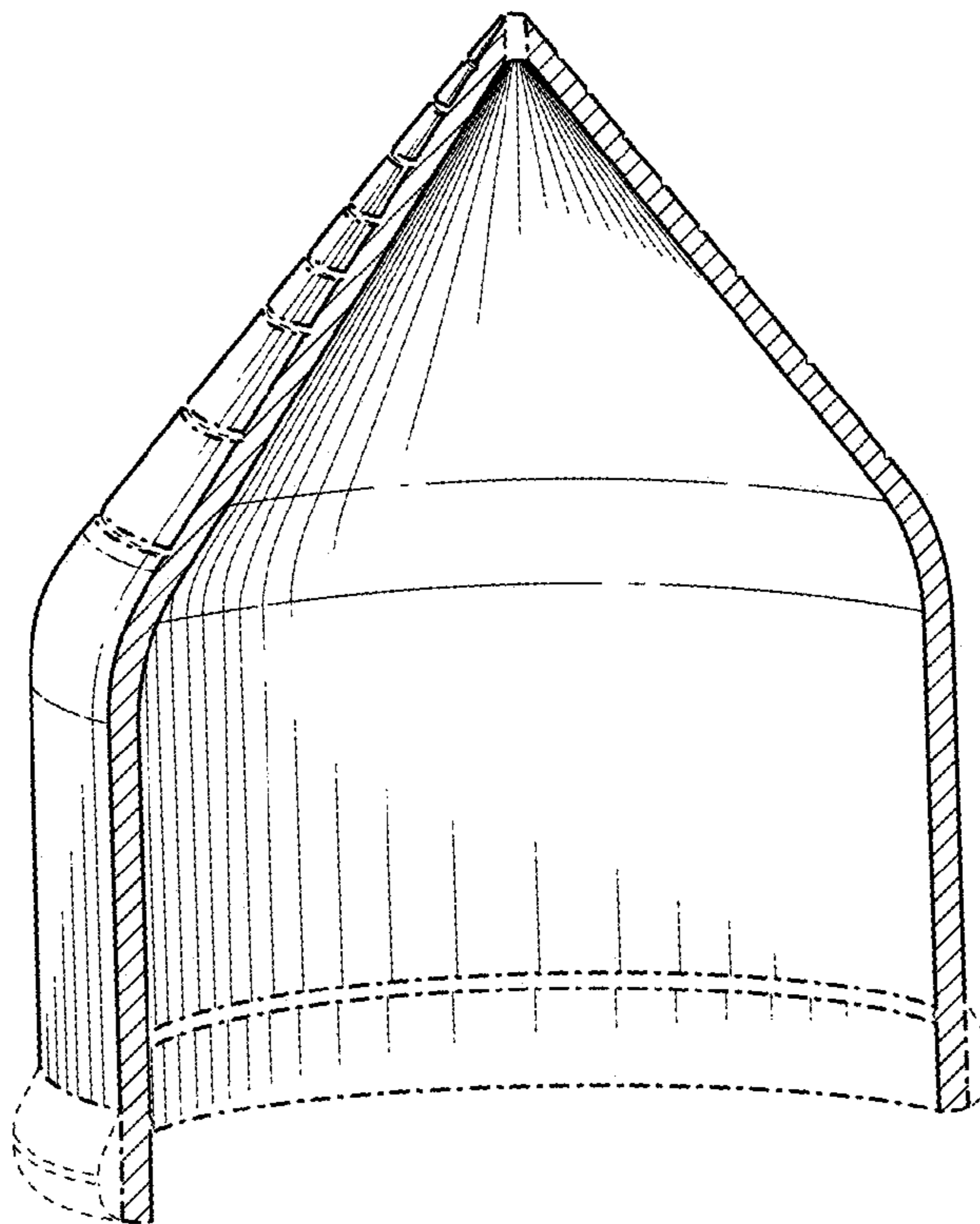


FIG. 2

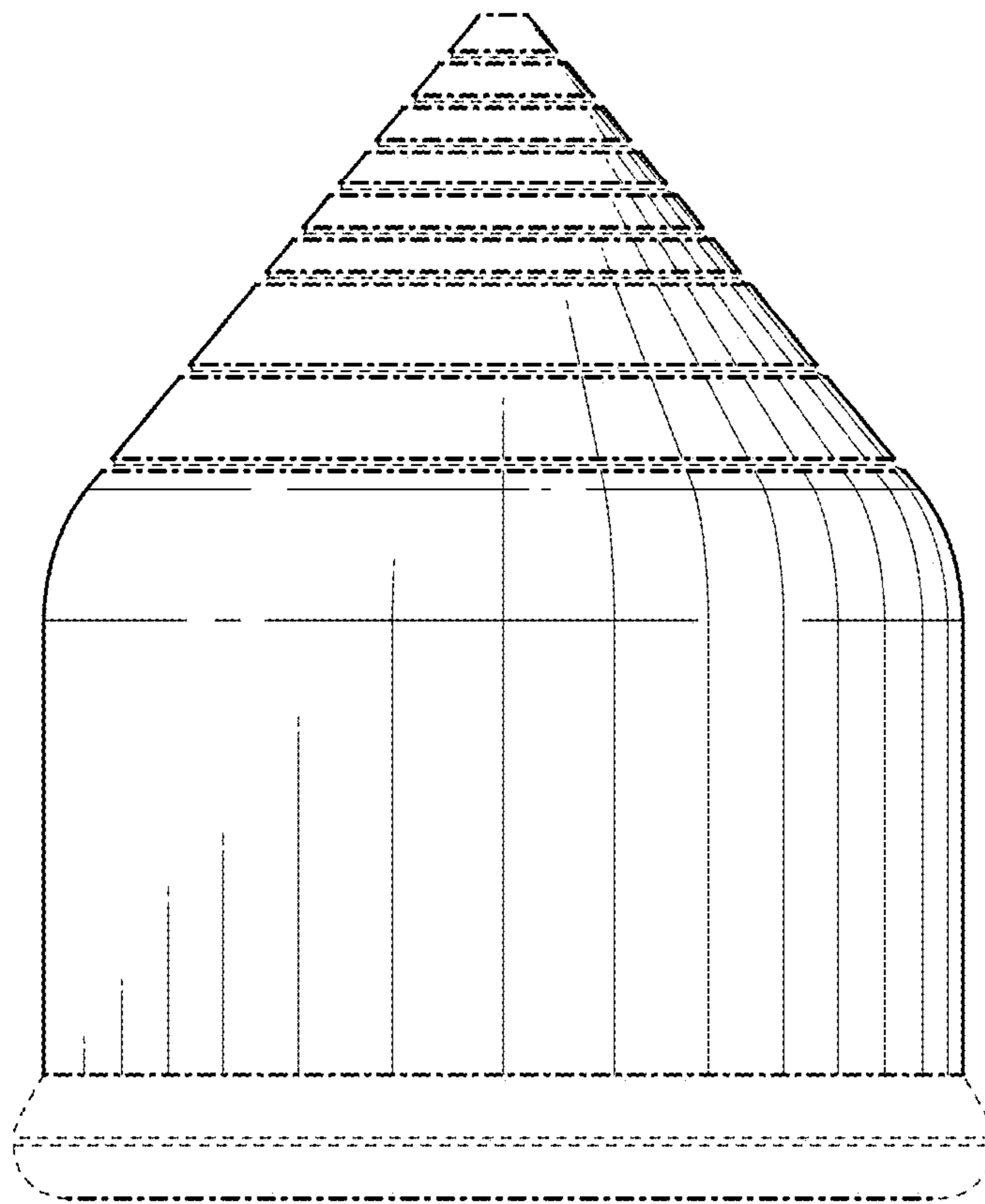


FIG. 3

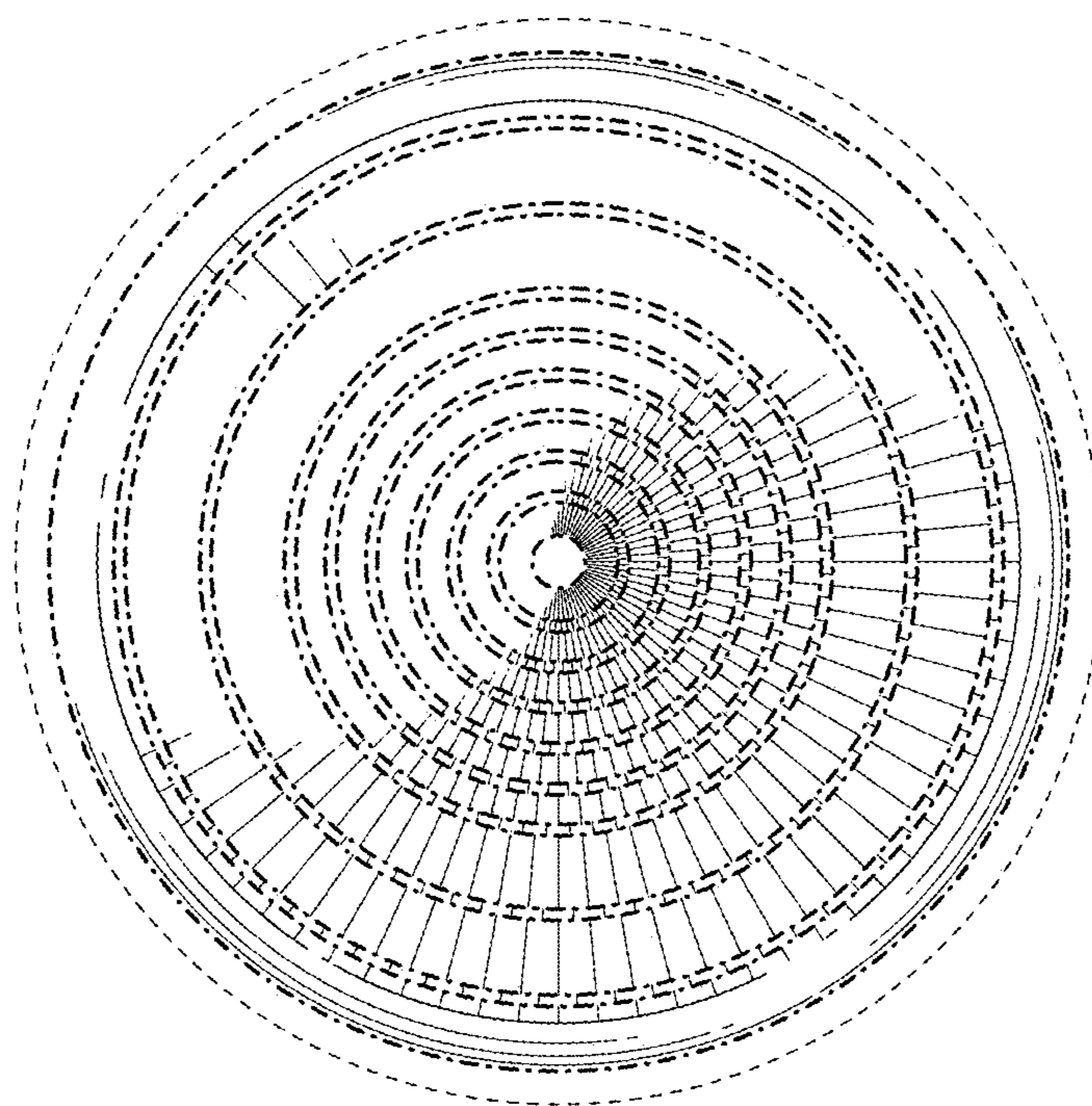


FIG. 4

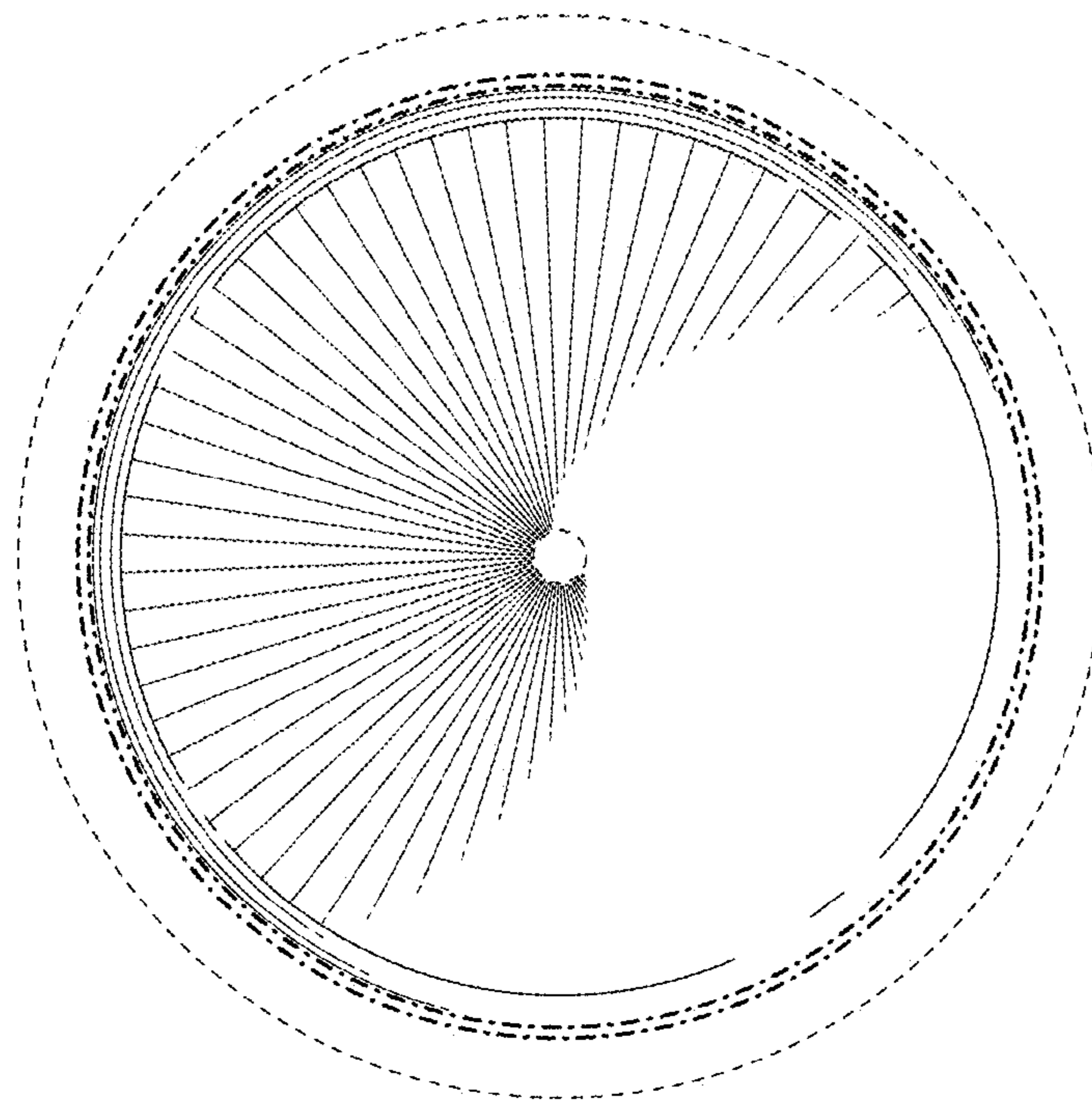


FIG. 5